



Canadian Nuclear Laboratories | Laboratoires Nucléaires Canadiens

**Port Granby Project
Daily Dust Monitoring Data**

**Projet de Port Granby
Surveillance journalière des particules
en suspensions**

2017/02/14

Legend/Légende



Independent Dust Monitoring
Surveillance indépendante



Work Site perimeter
Périmètre du chantier general.

Port Granby Project
Daily Dust Monitoring Data

Projet de Port Granby
Surveillance journalière des
particules en suspensions

2017/02/14

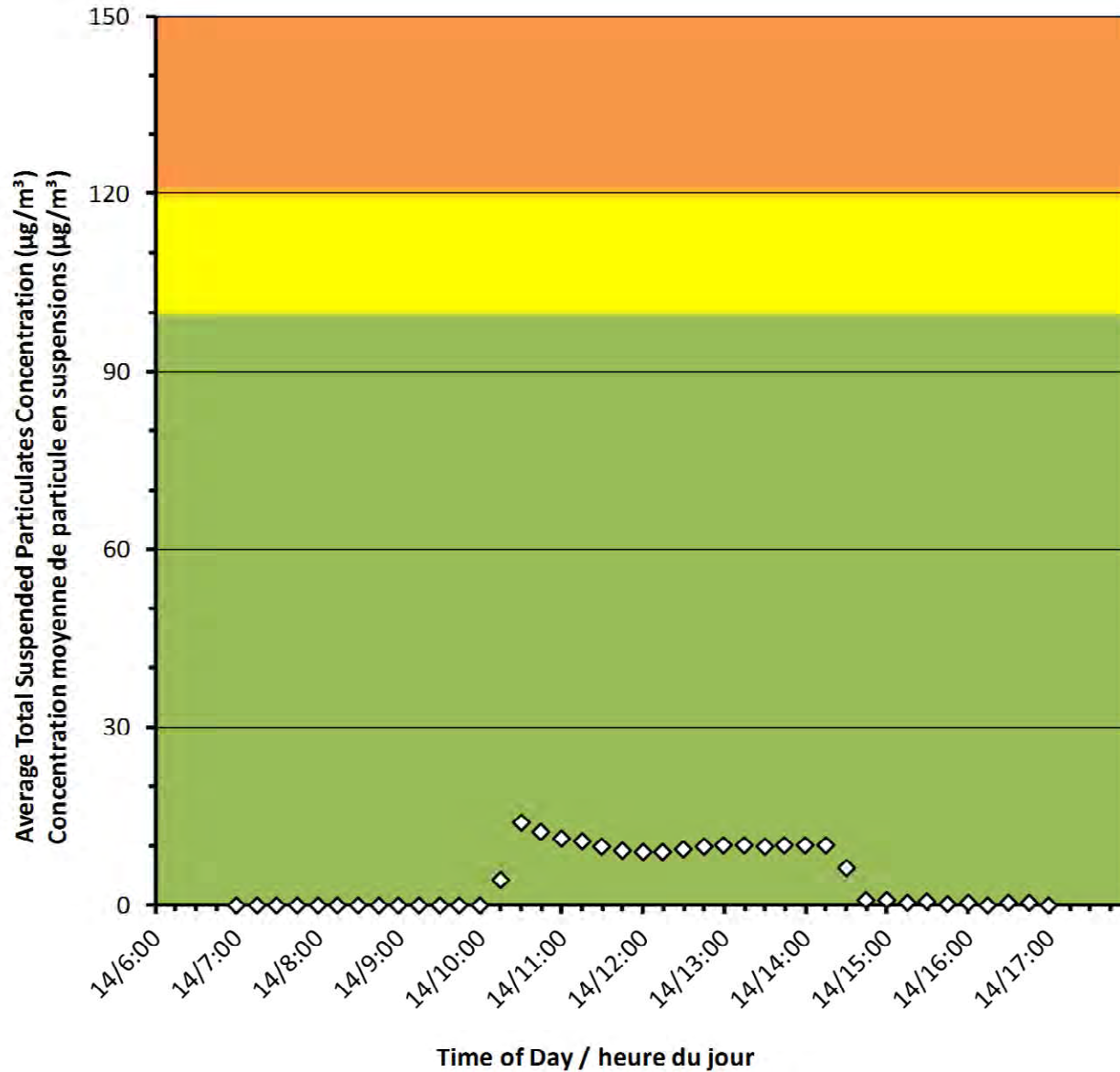
Daily Statistics/Statistiques journalières

14	Maximum Concentration ($\mu\text{g}/\text{m}^3$) Concentration maximale ($\mu\text{g}/\text{m}^3$)
4	Average Concentration ($\mu\text{g}/\text{m}^3$) Concentration moyenne ($\mu\text{g}/\text{m}^3$)

Notes

No additional data. Aucune donnée additionnelle.

Monitor A/Station A





Port Granby Project Daily Dust Monitoring Data

Projet de Port Granby Surveillance journalière des particules en suspensions

2017/02/14

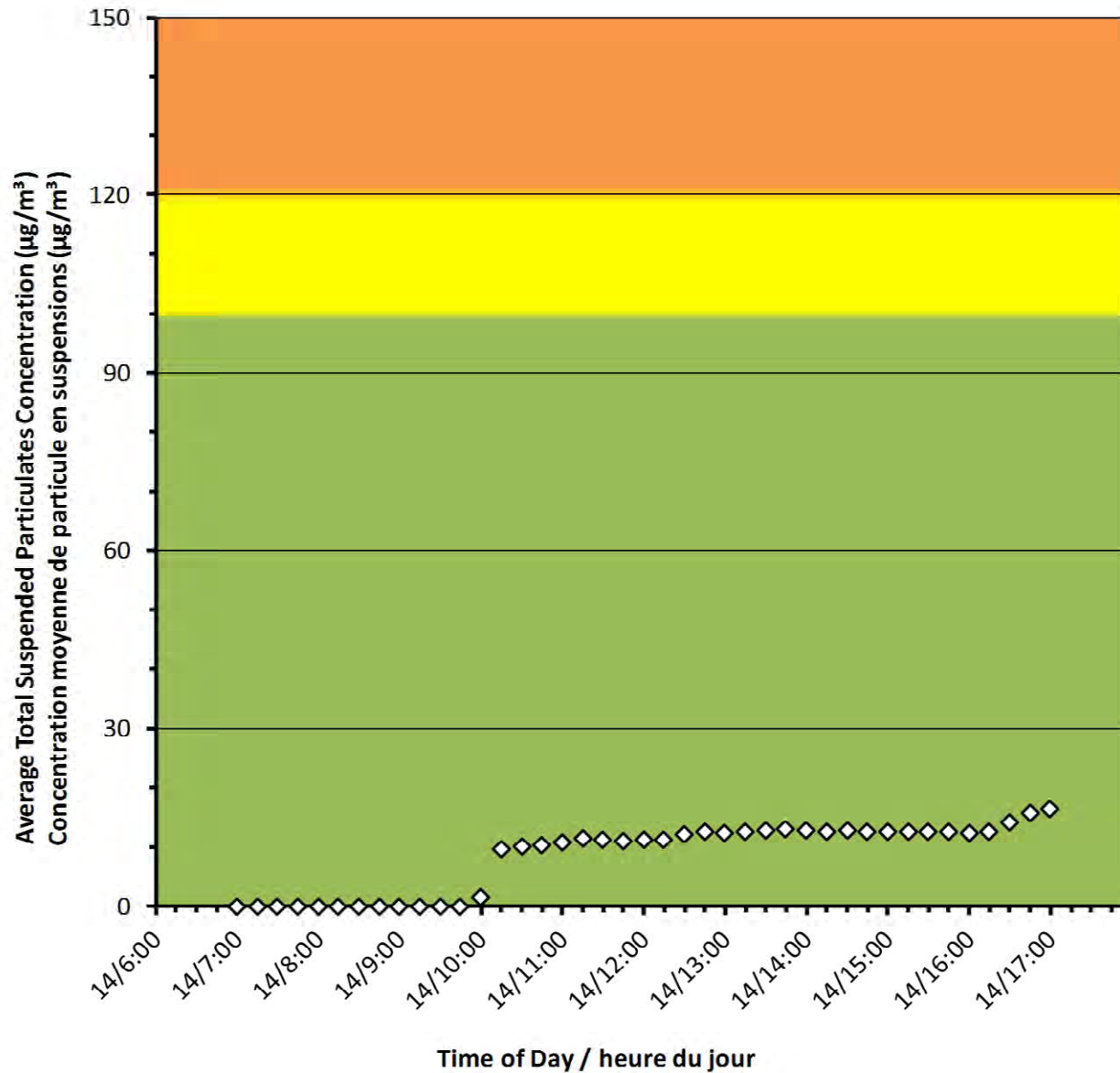
Daily Statistics/Statistiques journalières

16	Maximum Concentration ($\mu\text{g}/\text{m}^3$) Concentration maximale ($\mu\text{g}/\text{m}^3$)
8	Average Concentration ($\mu\text{g}/\text{m}^3$) Concentration moyenne ($\mu\text{g}/\text{m}^3$)

Notes

No additional data. Aucune donnée additionnelle.

Monitor B/Station B





Port Granby Project Daily Dust Monitoring Data

Projet de Port Granby Surveillance journalière des particules en suspensions

2017/02/14

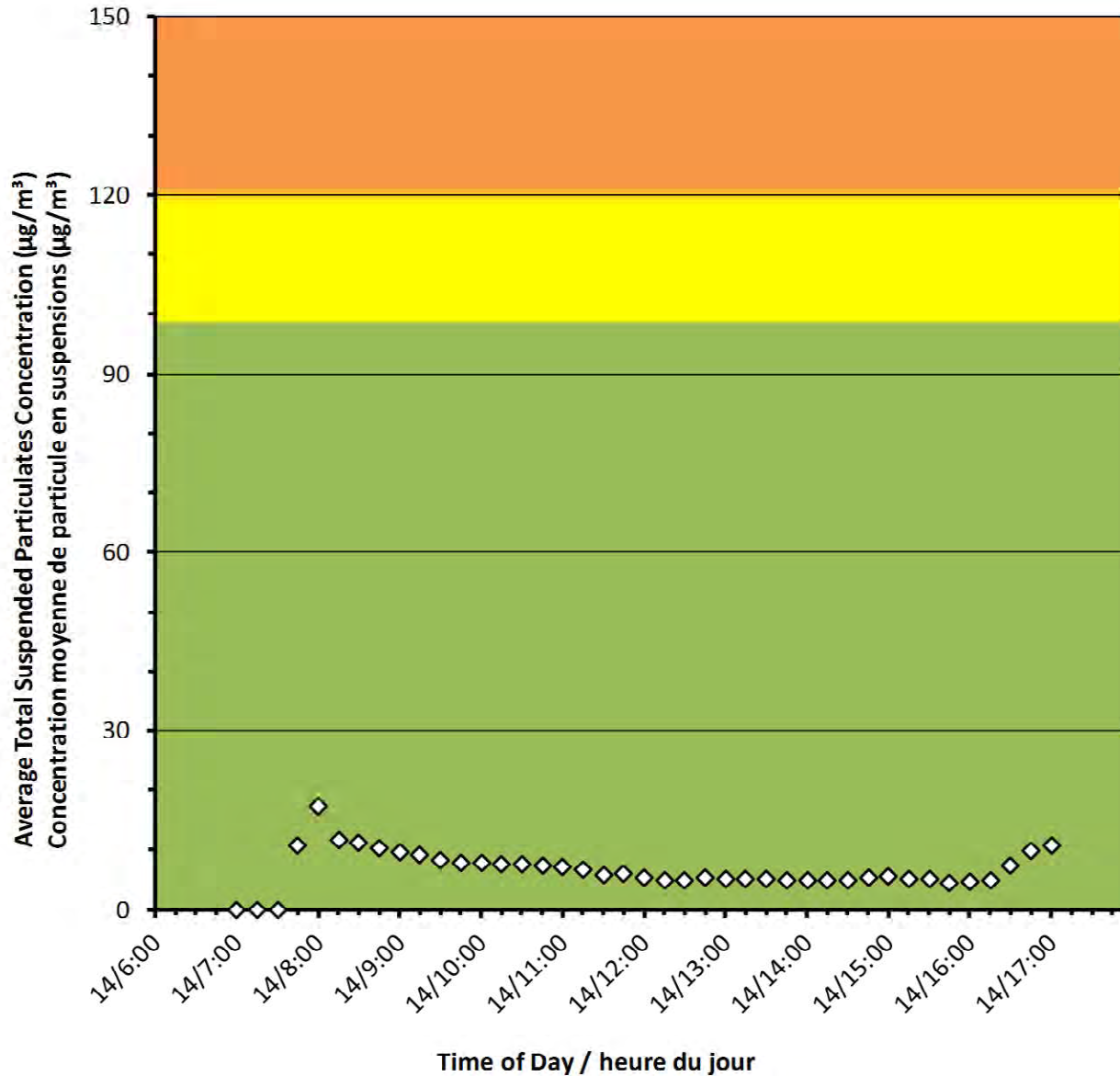
Daily Statistics/Statistiques journalières

18	Maximum Concentration ($\mu\text{g}/\text{m}^3$) Concentration maximale ($\mu\text{g}/\text{m}^3$)
7	Average Concentration ($\mu\text{g}/\text{m}^3$) Concentration moyenne ($\mu\text{g}/\text{m}^3$)

Notes

No additional data. Aucune donnée additionnelle.

Monitor C/Station C





Port Granby Project Daily Dust Monitoring Data

Projet de Port Granby Surveillance journalière des particules en suspensions

2017/02/14

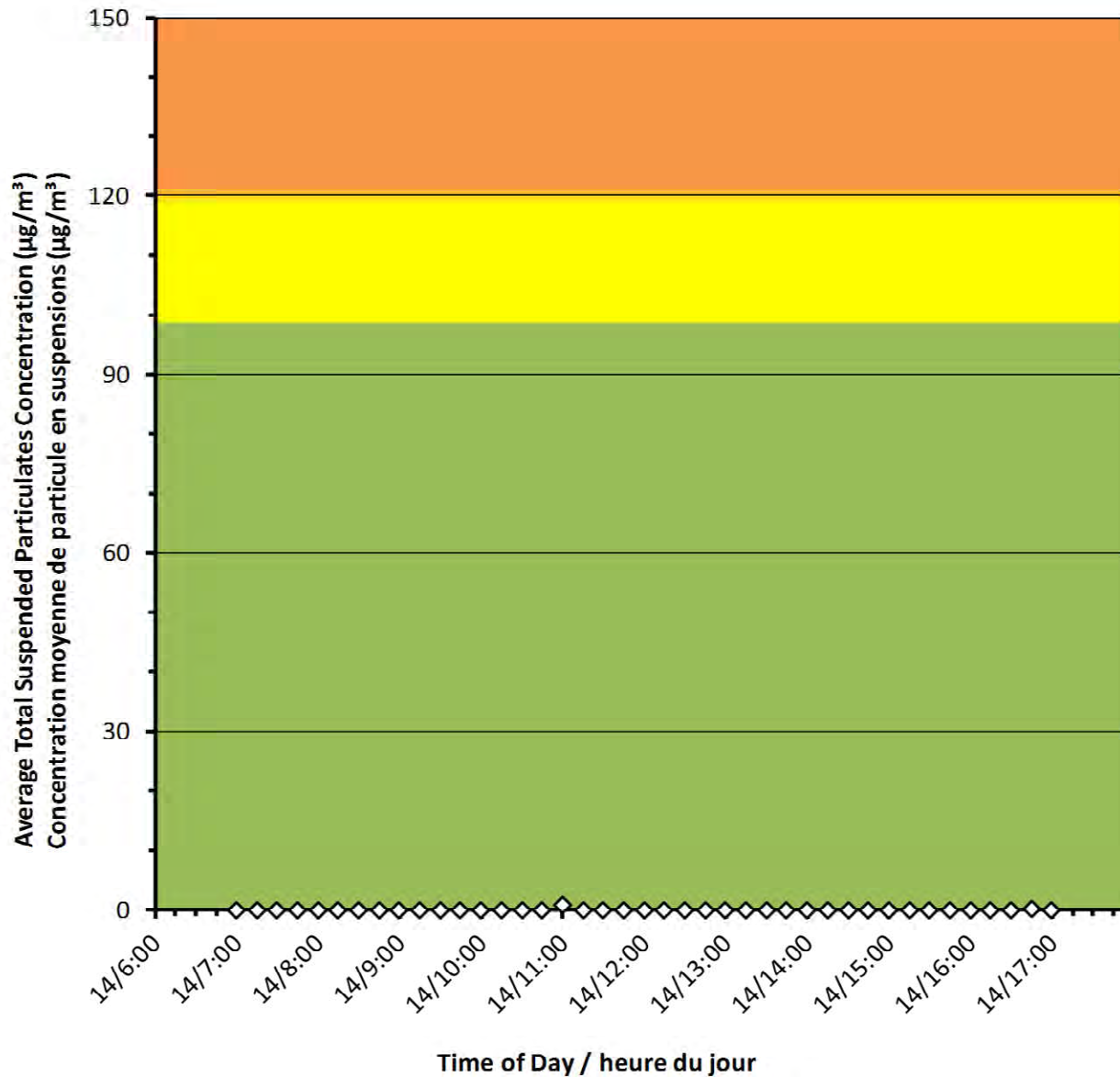
Daily Statistics/Statistiques journalières

1	Maximum Concentration ($\mu\text{g}/\text{m}^3$) Concentration maximale ($\mu\text{g}/\text{m}^3$)
0	Average Concentration ($\mu\text{g}/\text{m}^3$) Concentration moyenne ($\mu\text{g}/\text{m}^3$)

Notes

No additional data. Aucune donnée
additionnelle.

Monitor D/Station D

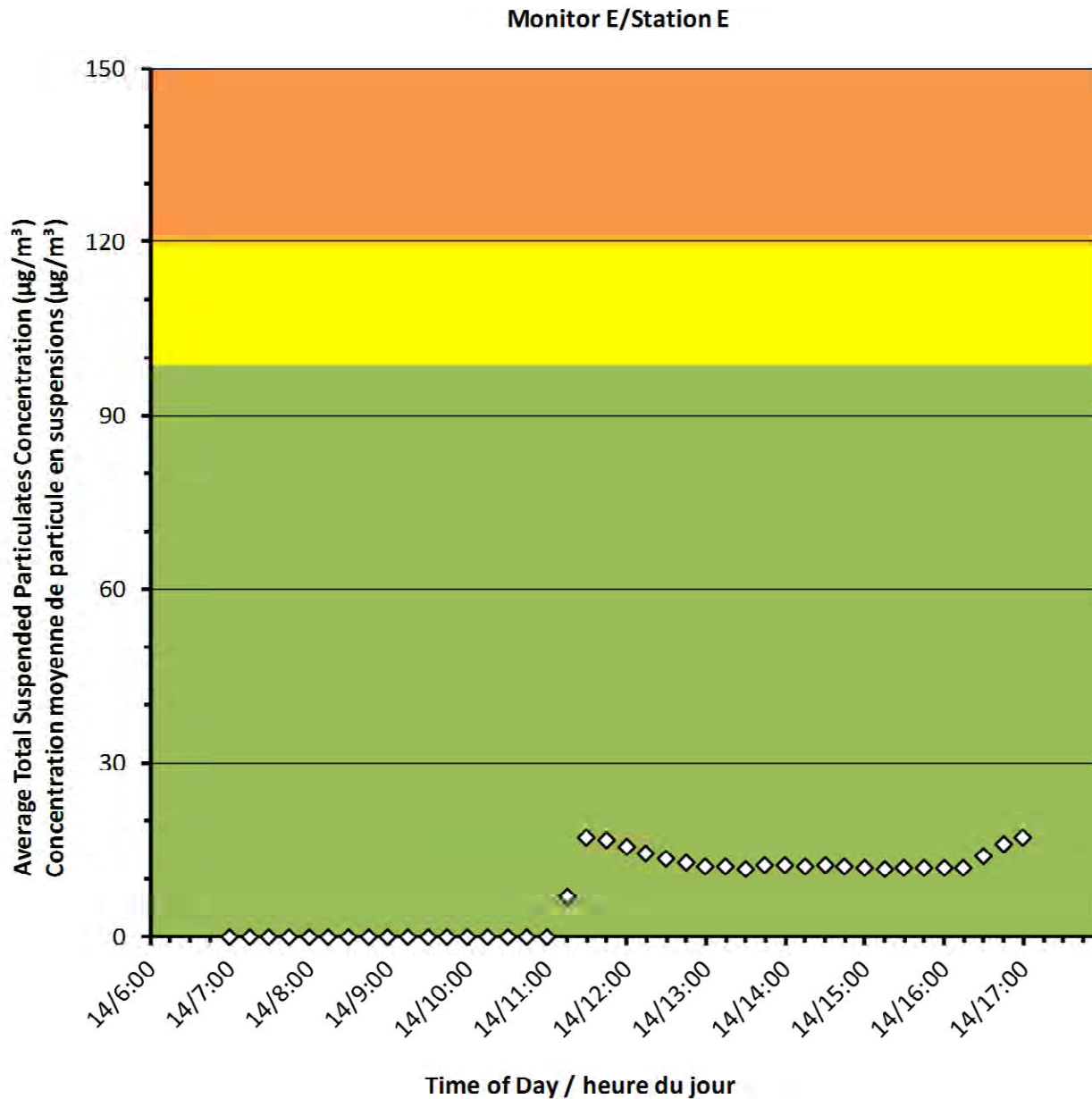




**Port Granby Project
Daily Dust Monitoring Data**

**Projet de Port Granby
Surveillance journalière des
particules en suspensions**

2017/02/14



Daily Statistics/Statistiques journalières

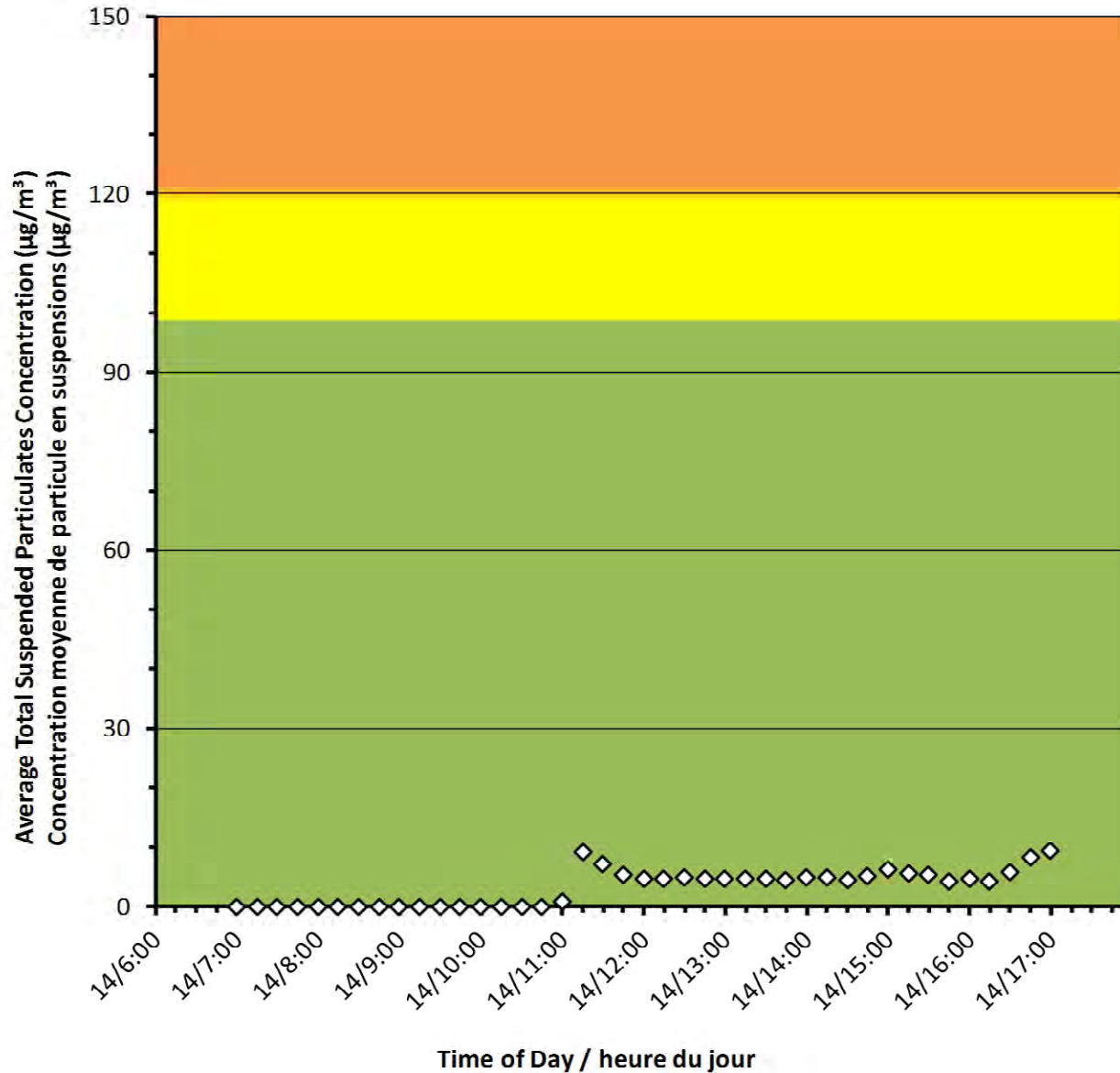
17	Maximum Concentration ($\mu\text{g}/\text{m}^3$) Concentration maximale ($\mu\text{g}/\text{m}^3$)
8	Average Concentration ($\mu\text{g}/\text{m}^3$) Concentration moyenne ($\mu\text{g}/\text{m}^3$)

Notes

No additional data. Aucune donnée additionnelle.



Monitor F/Station F



Port Granby Project Daily Dust Monitoring Data

Projet de Port Granby Surveillance journalière des particules en suspensions

2017/02/14

Daily Statistics/Statistiques journalières

9	Maximum Concentration ($\mu\text{g}/\text{m}^3$) Concentration maximale ($\mu\text{g}/\text{m}^3$)
3	Average Concentration ($\mu\text{g}/\text{m}^3$) Concentration moyenne ($\mu\text{g}/\text{m}^3$)

Notes

No additional data. Aucune donnée
additionnelle.



Canadian Nuclear
Laboratories



Laboratoires Nucléaires
Canadiens

Port Granby Project
Daily Dust Monitoring Data

Projet de Port Granby
Surveillance journalière des particules
en suspensions

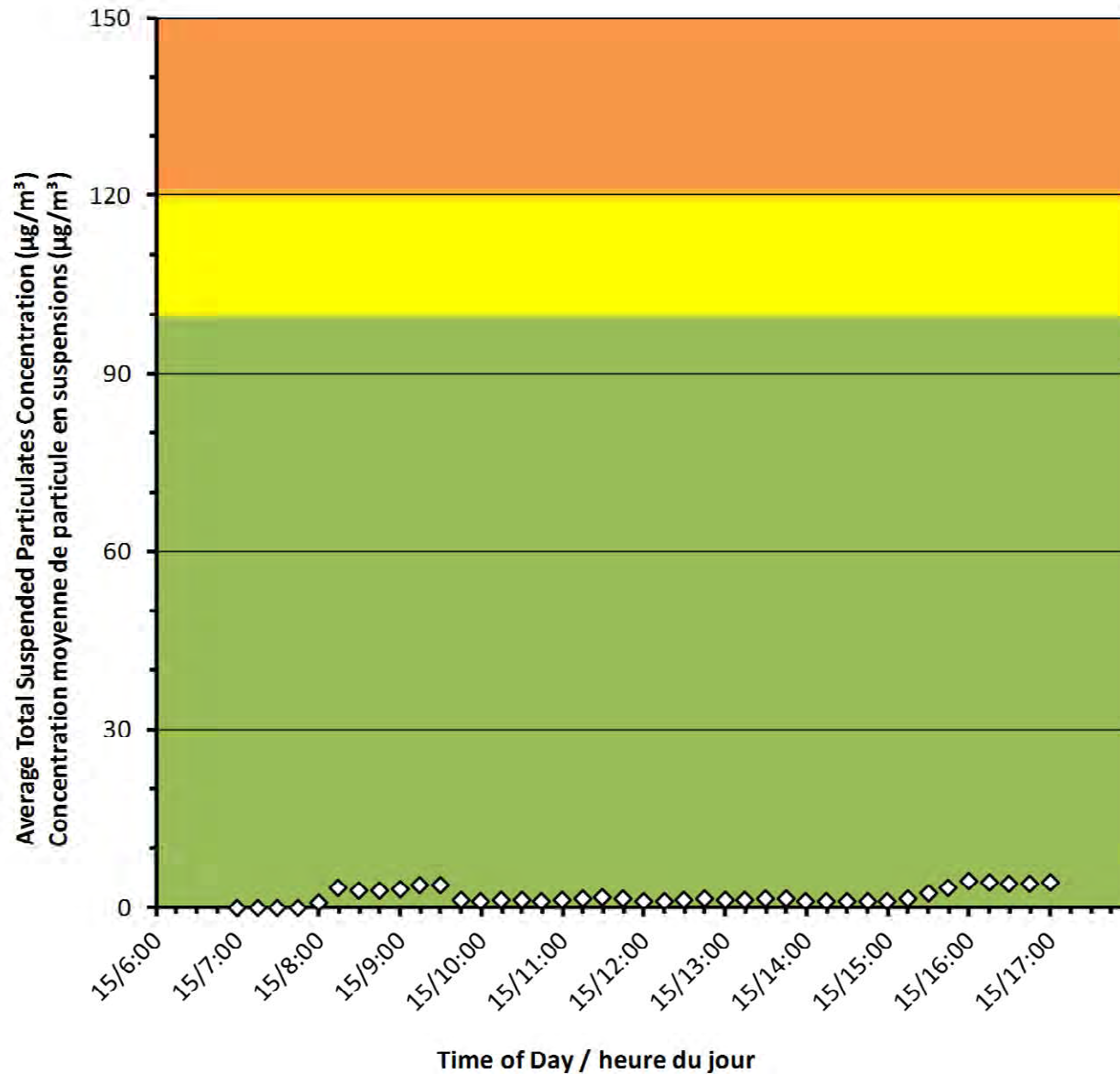
2017/02/15

Legend/Légende

-  Independent Dust Monitoring
Surveillance indépendante
-  Work Site perimeter
Périmètre du chantier général.



Monitor A/Station A



Port Granby Project Daily Dust Monitoring Data

Projet de Port Granby Surveillance journalière des particules en suspensions

2017/02/15

Daily Statistics/Statistiques journalières

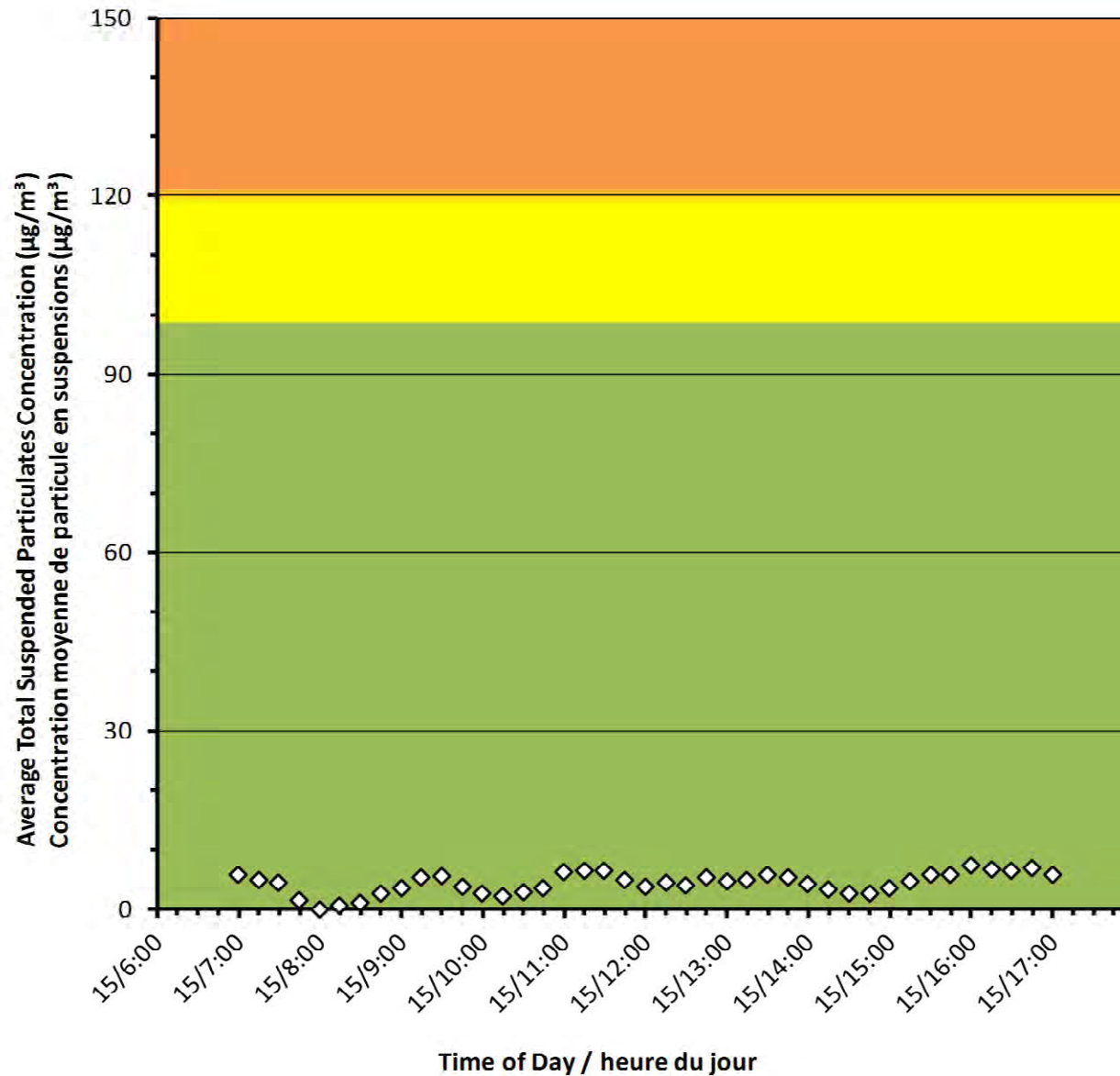
5	Maximum Concentration ($\mu\text{g}/\text{m}^3$) Concentration maximale ($\mu\text{g}/\text{m}^3$)
2	Average Concentration ($\mu\text{g}/\text{m}^3$) Concentration moyenne ($\mu\text{g}/\text{m}^3$)

Notes

No additional data. Aucune donnée
additionnelle.



Monitor B/Station B



Port Granby Project Daily Dust Monitoring Data

Projet de Port Granby Surveillance journalière des particules en suspensions

2017/02/15

Daily Statistics/Statistiques journalières

7	Maximum Concentration ($\mu\text{g}/\text{m}^3$) Concentration maximale ($\mu\text{g}/\text{m}^3$)
4	Average Concentration ($\mu\text{g}/\text{m}^3$) Concentration moyenne ($\mu\text{g}/\text{m}^3$)

Notes

No additional data. Aucune donnée
additionnelle.



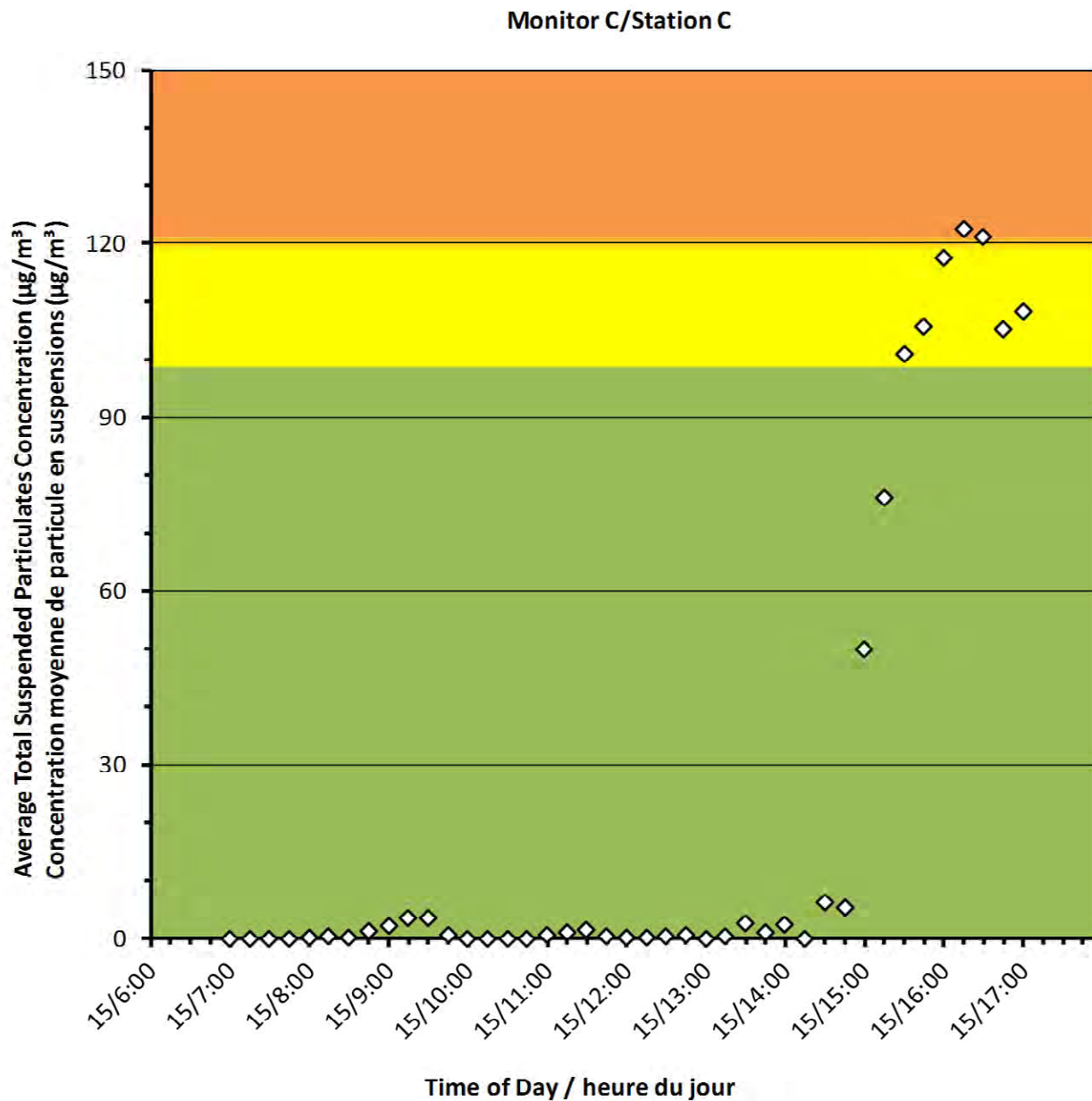
Port Granby Project Daily Dust Monitoring Data

Projet de Port Granby Surveillance journalière des particules en suspensions

2017/02/15

Daily Statistics/Statistiques journalières

122	Maximum Concentration ($\mu\text{g}/\text{m}^3$) Concentration maximale ($\mu\text{g}/\text{m}^3$)
23	Average Concentration ($\mu\text{g}/\text{m}^3$) Concentration moyenne ($\mu\text{g}/\text{m}^3$)



Notes

Action Level exceedance(s) attributed to worker vehicles exiting the site close to the monitor.

Dépassement(s) du seuil d'intervention attribués aux véhicules des travailleurs sortant du chantier, à proximité des moniteurs.



Port Granby Project Daily Dust Monitoring Data

Projet de Port Granby Surveillance journalière des particules en suspensions

2017/02/15

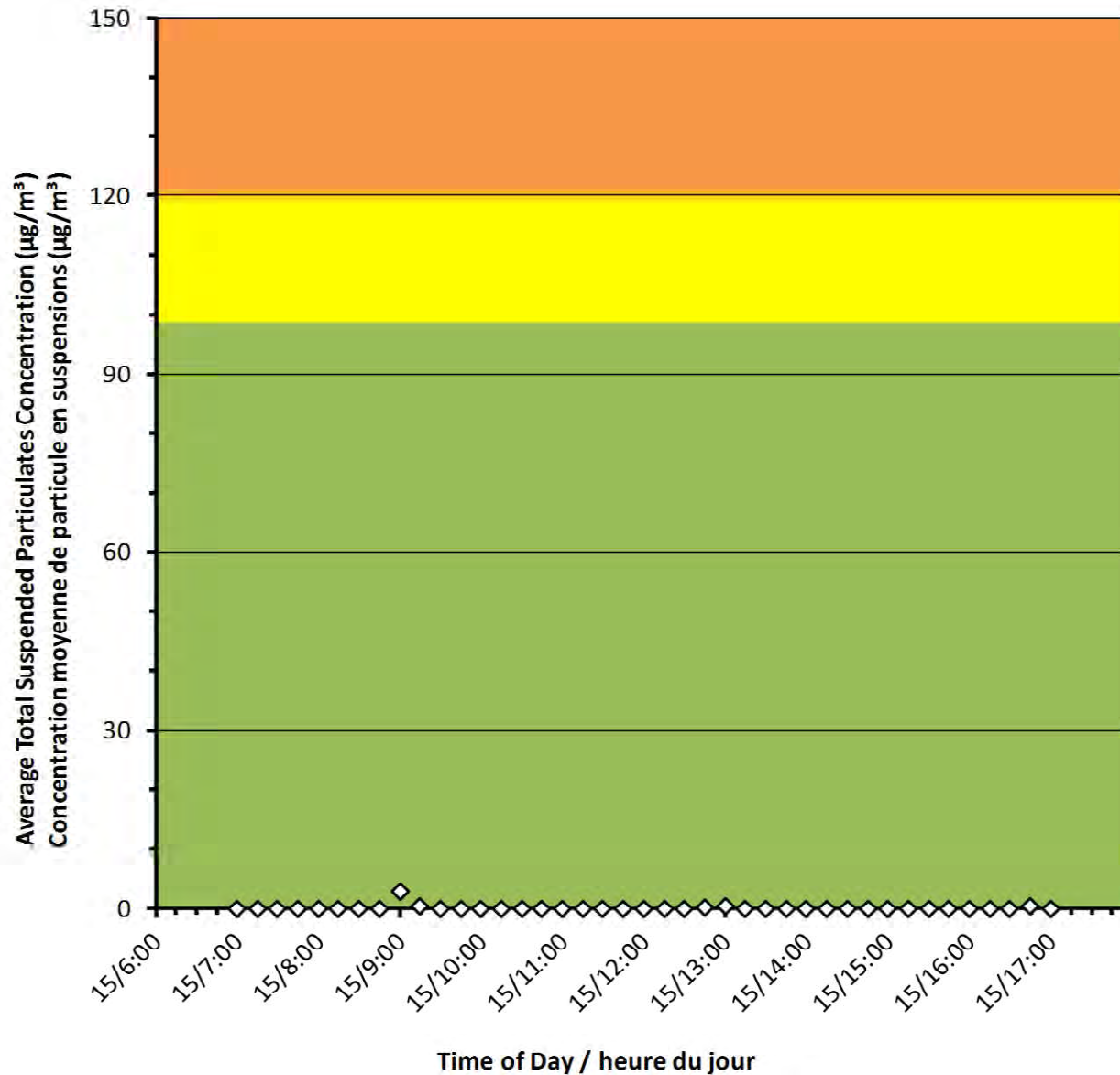
Daily Statistics/Statistiques journalières

3	Maximum Concentration ($\mu\text{g}/\text{m}^3$) Concentration maximale ($\mu\text{g}/\text{m}^3$)
0	Average Concentration ($\mu\text{g}/\text{m}^3$) Concentration moyenne ($\mu\text{g}/\text{m}^3$)

Notes

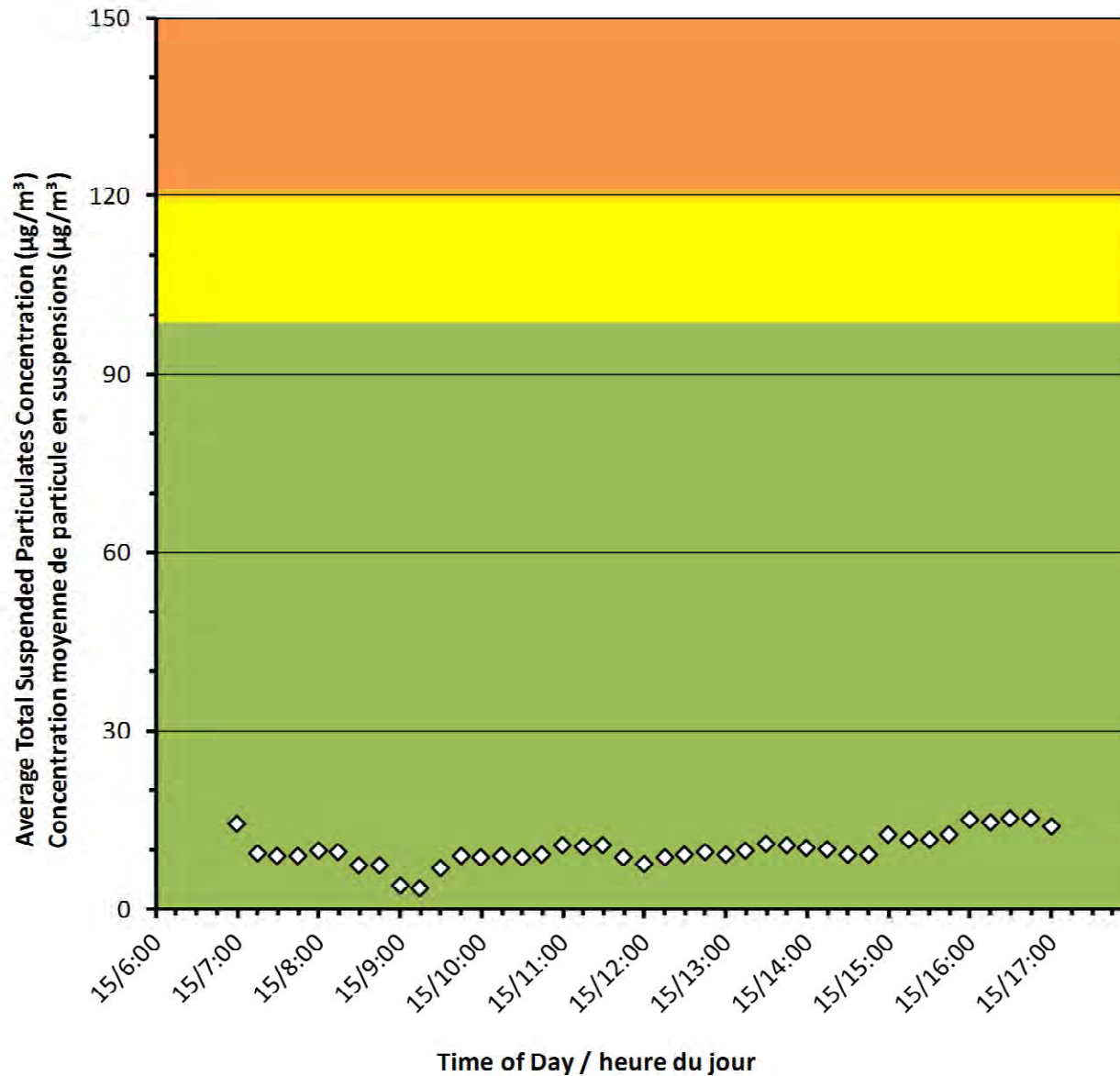
No additional data. Aucune donnée additionnelle.

Monitor D/Station D





Monitor E/Station E



Port Granby Project Daily Dust Monitoring Data

Projet de Port Granby Surveillance journalière des particules en suspensions

2017/02/15

Daily Statistics/Statistiques journalières

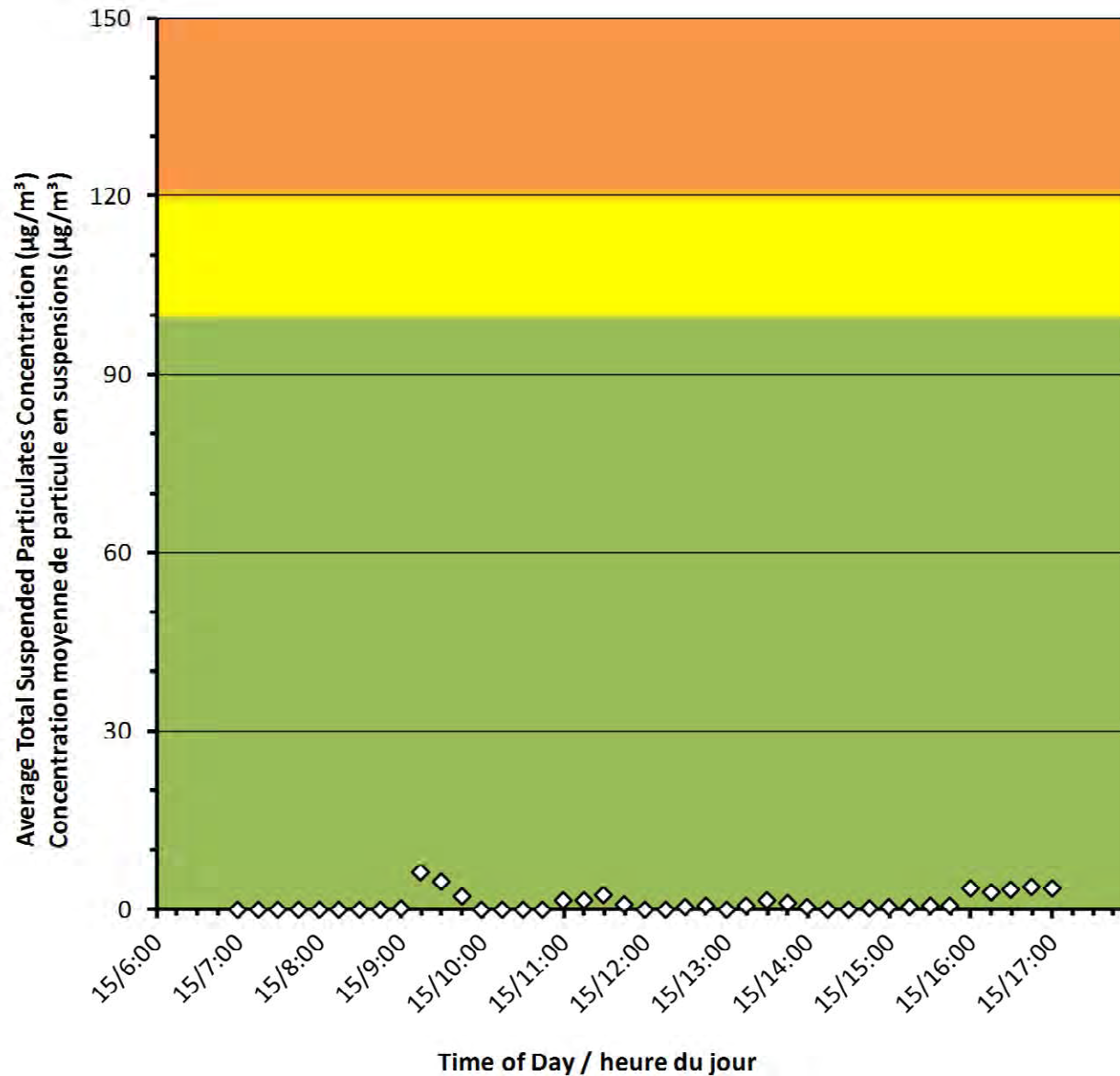
15	Maximum Concentration ($\mu\text{g}/\text{m}^3$) Concentration maximale ($\mu\text{g}/\text{m}^3$)
10	Average Concentration ($\mu\text{g}/\text{m}^3$) Concentration moyenne ($\mu\text{g}/\text{m}^3$)

Notes

No additional data. Aucune donnée additionnelle.



Monitor F/Station F



Port Granby Project Daily Dust Monitoring Data

Projet de Port Granby Surveillance journalière des particules en suspensions

2017/02/15

Daily Statistics/Statistiques journalières

6	Maximum Concentration ($\mu\text{g}/\text{m}^3$) Concentration maximale ($\mu\text{g}/\text{m}^3$)
1	Average Concentration ($\mu\text{g}/\text{m}^3$) Concentration moyenne ($\mu\text{g}/\text{m}^3$)

Notes

No additional data. Aucune donnée additionnelle.



Canadian Nuclear
Laboratories



Laboratoires Nucléaires
Canadiens

Port Granby Project
Daily Dust Monitoring Data

Projet de Port Granby
Surveillance journalière des particules
en suspensions

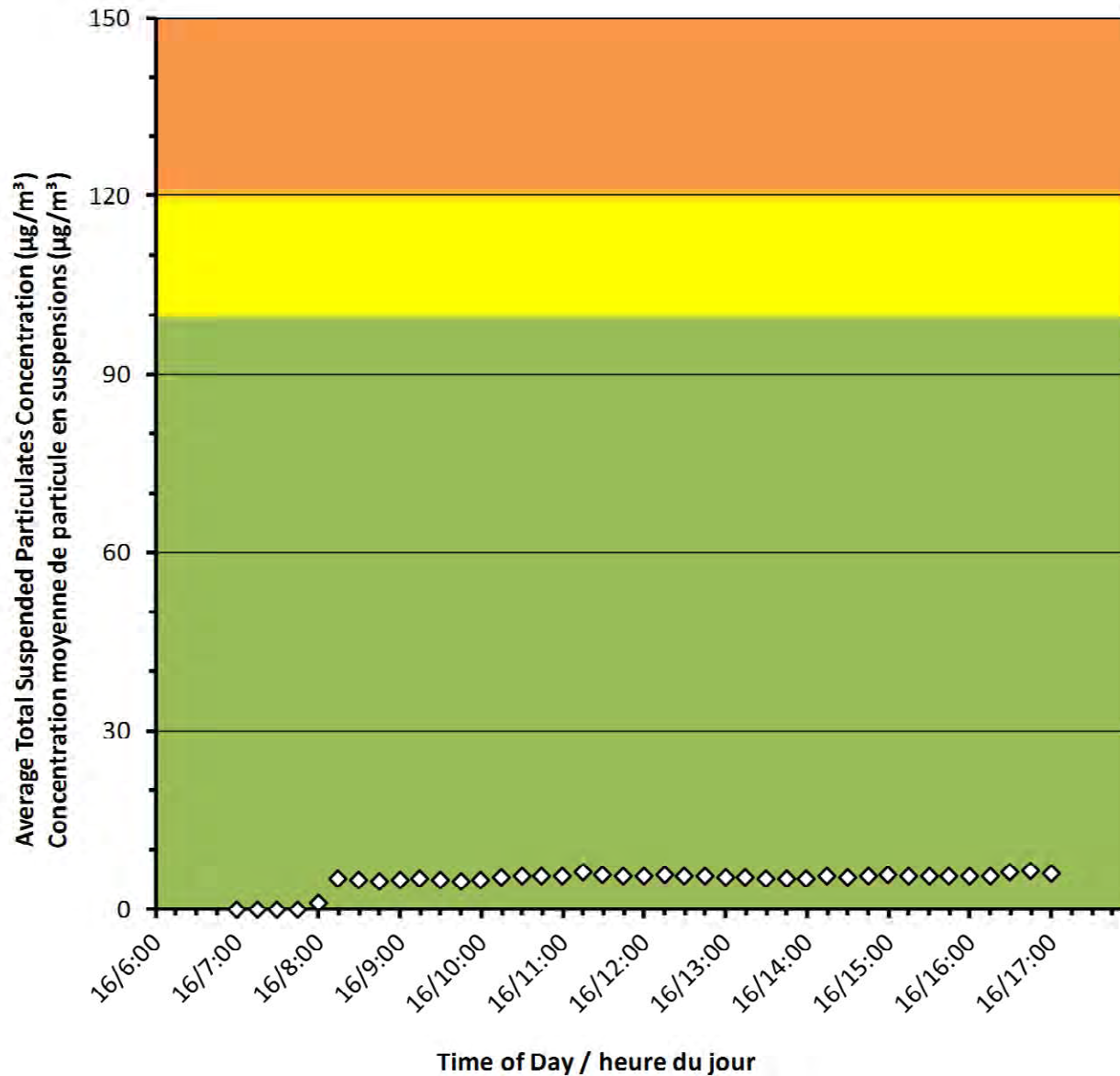
2017/02/16

Legend/Légende

-  Independent Dust Monitoring
Surveillance indépendante
-  Work Site perimeter
Perimètre du chantier general.



Monitor A/Station A



Port Granby Project Daily Dust Monitoring Data

Projet de Port Granby Surveillance journalière des particules en suspensions

2017/02/16

Daily Statistics/Statistiques journalières

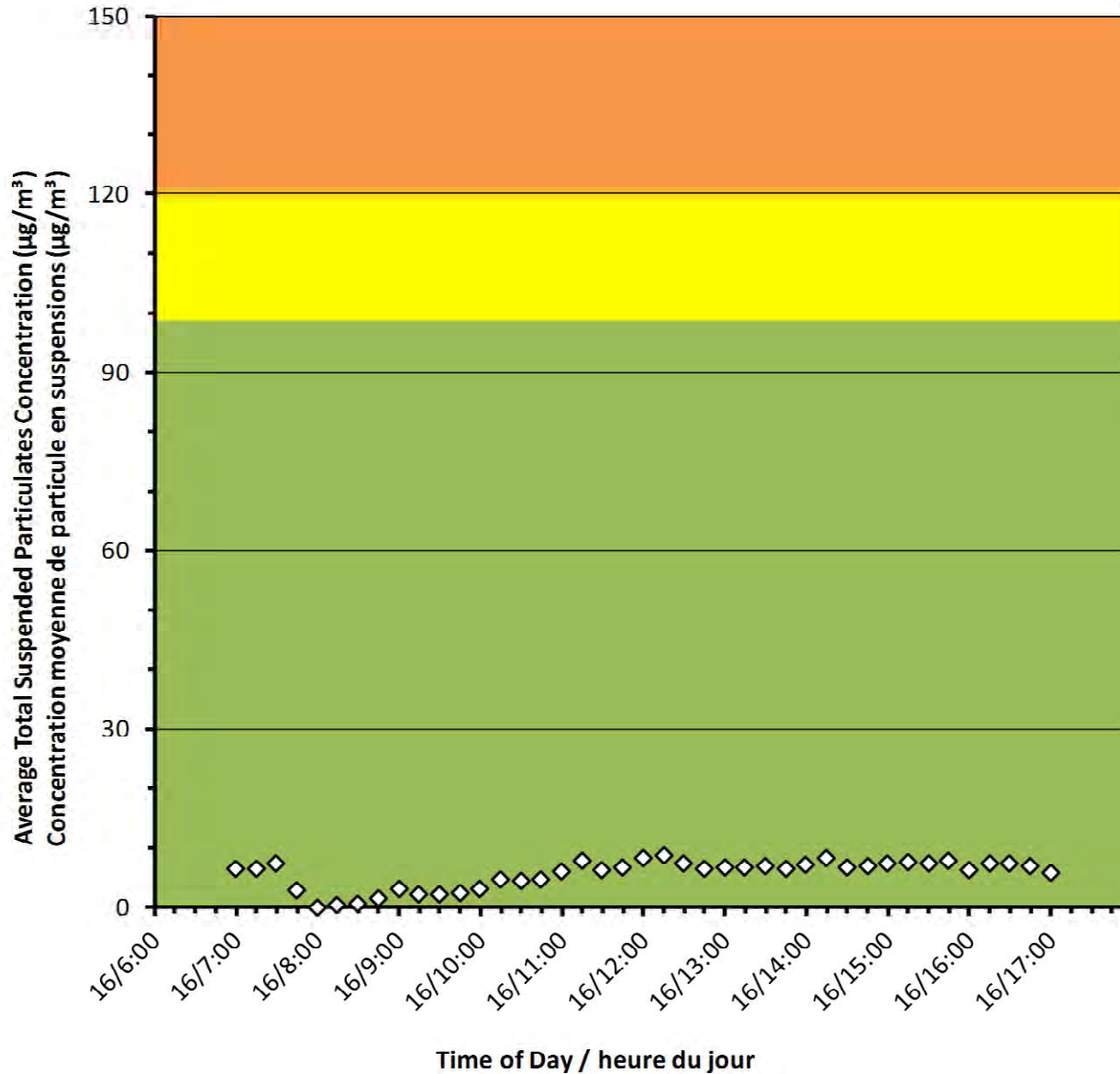
7	Maximum Concentration (µg/m ³) Concentration maximale (µg/m ³)
5	Average Concentration (µg/m ³) Concentration moyenne (µg/m ³)

Notes

No additional data. Aucune donnée additionnelle.



Monitor B/Station B



Port Granby Project Daily Dust Monitoring Data

Projet de Port Granby Surveillance journalière des particules en suspensions

2017/02/16

Daily Statistics/Statistiques journalières

9	Maximum Concentration ($\mu\text{g}/\text{m}^3$) Concentration maximale ($\mu\text{g}/\text{m}^3$)
6	Average Concentration ($\mu\text{g}/\text{m}^3$) Concentration moyenne ($\mu\text{g}/\text{m}^3$)

Notes

No additional data. Aucune donnée additionnelle.



Port Granby Project Daily Dust Monitoring Data

Projet de Port Granby Surveillance journalière des particules en suspensions

2017/02/16

Daily Statistics/Statistiques journalières

24

Maximum Concentration ($\mu\text{g}/\text{m}^3$)
Concentration maximale ($\mu\text{g}/\text{m}^3$)

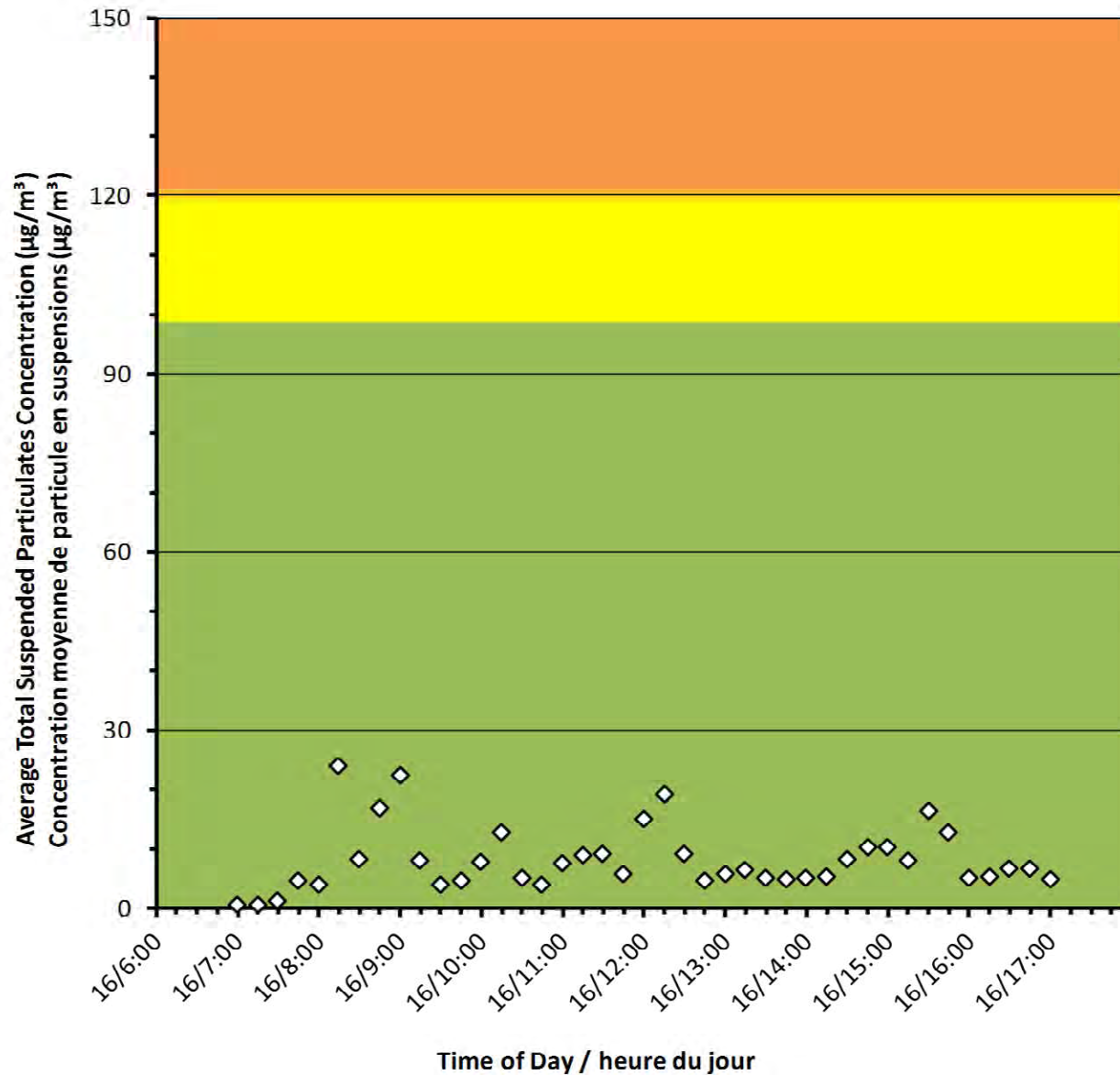
8

Average Concentration ($\mu\text{g}/\text{m}^3$)
Concentration moyenne ($\mu\text{g}/\text{m}^3$)

Notes

No additional data. Aucune donnée
additionnelle.

Monitor C/Station C





Port Granby Project Daily Dust Monitoring Data

Projet de Port Granby Surveillance journalière des particules en suspensions

2017/02/16

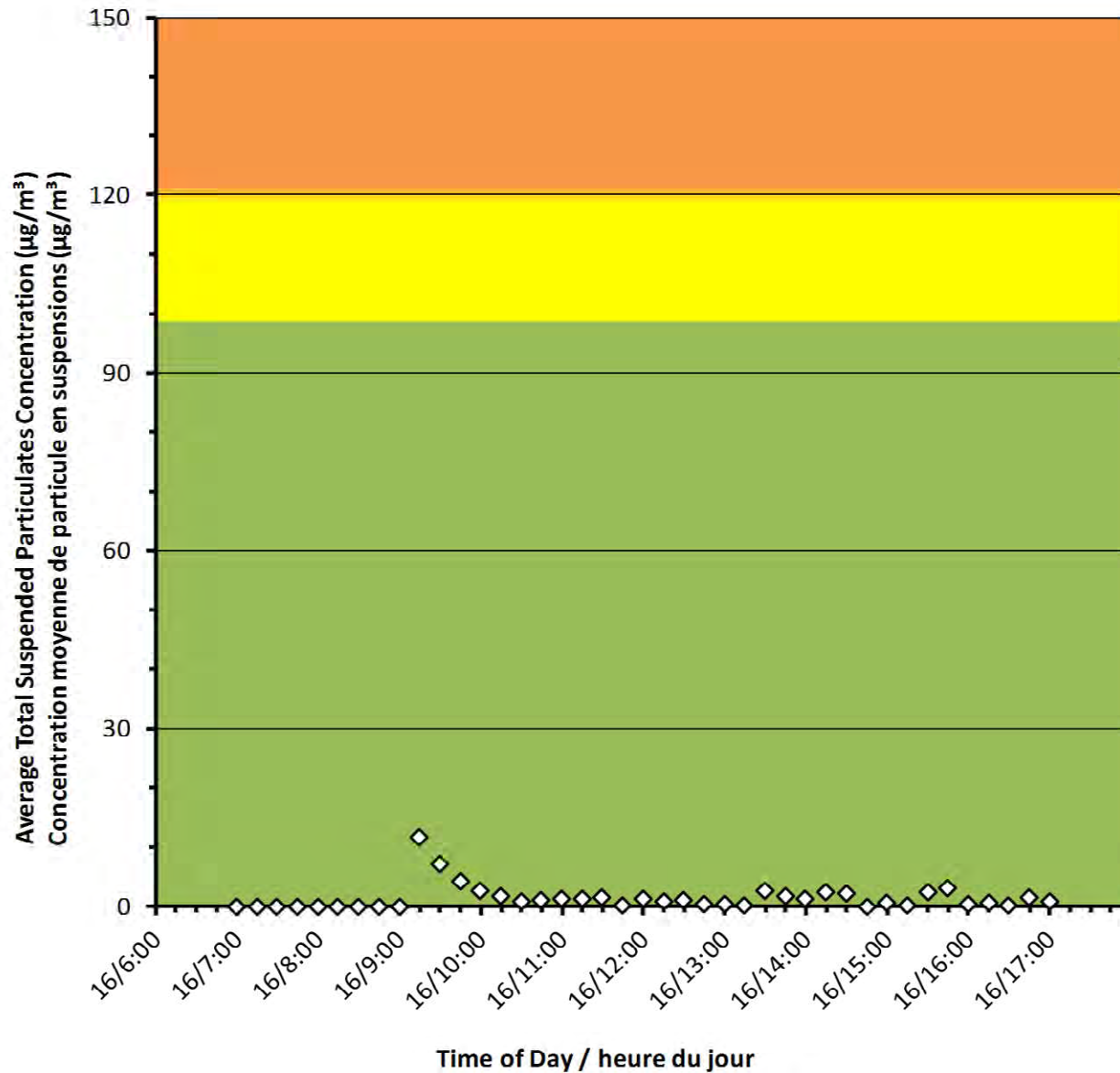
Daily Statistics/Statistiques journalières

12	Maximum Concentration ($\mu\text{g}/\text{m}^3$) Concentration maximale ($\mu\text{g}/\text{m}^3$)
1	Average Concentration ($\mu\text{g}/\text{m}^3$) Concentration moyenne ($\mu\text{g}/\text{m}^3$)

Notes

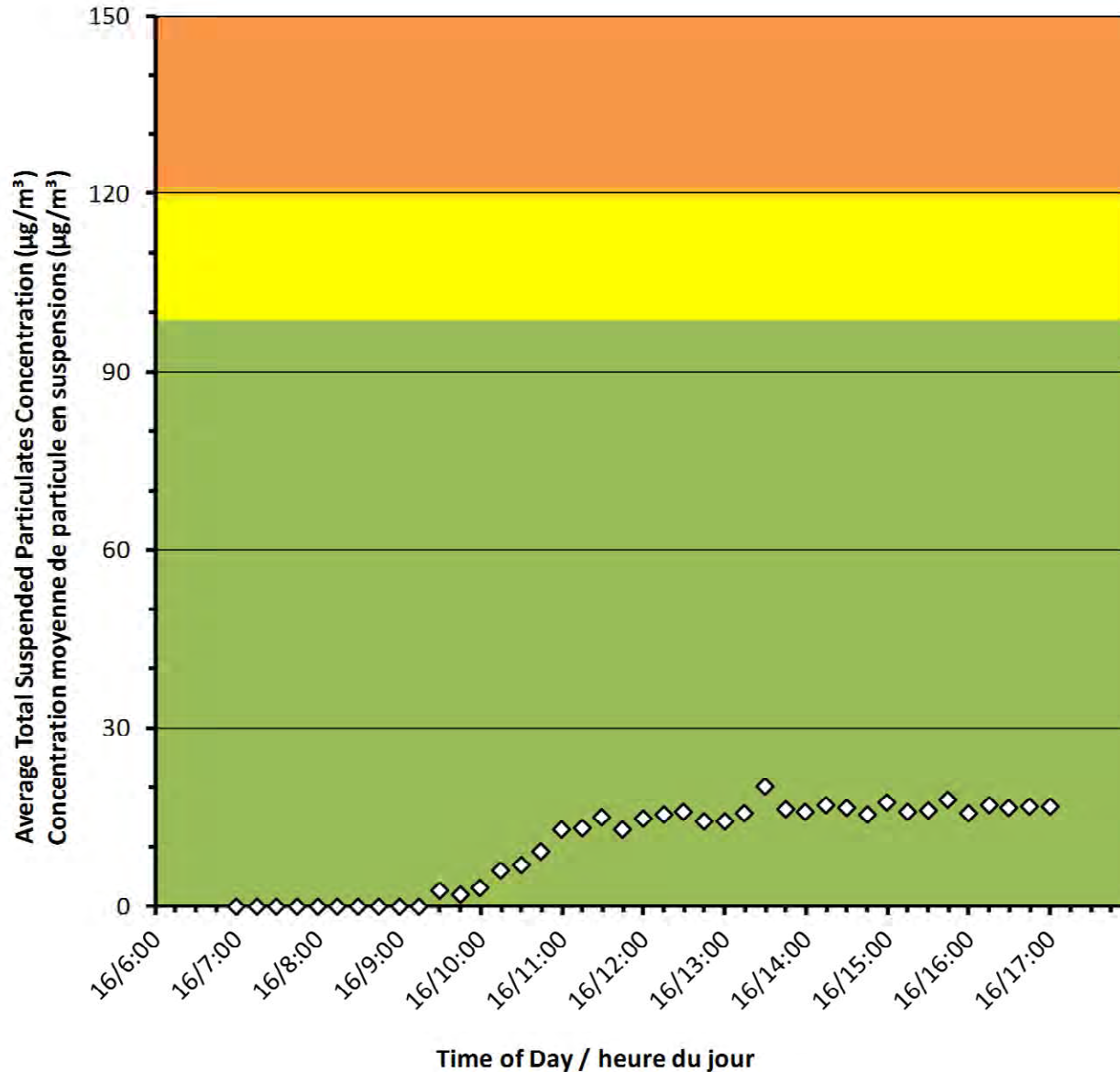
No additional data. Aucune donnée additionnelle.

Monitor D/Station D





Monitor E/Station E



Port Granby Project Daily Dust Monitoring Data

Projet de Port Granby Surveillance journalière des particules en suspensions

2017/02/16

Daily Statistics/Statistiques journalières

20	Maximum Concentration ($\mu\text{g}/\text{m}^3$) Concentration maximale ($\mu\text{g}/\text{m}^3$)
10	Average Concentration ($\mu\text{g}/\text{m}^3$) Concentration moyenne ($\mu\text{g}/\text{m}^3$)

Notes

No additional data. Aucune donnée additionnelle.



Port Granby Project Daily Dust Monitoring Data

Projet de Port Granby Surveillance journalière des particules en suspensions

2017/02/16

Daily Statistics/Statistiques journalières

11

Maximum Concentration ($\mu\text{g}/\text{m}^3$)
Concentration maximale ($\mu\text{g}/\text{m}^3$)

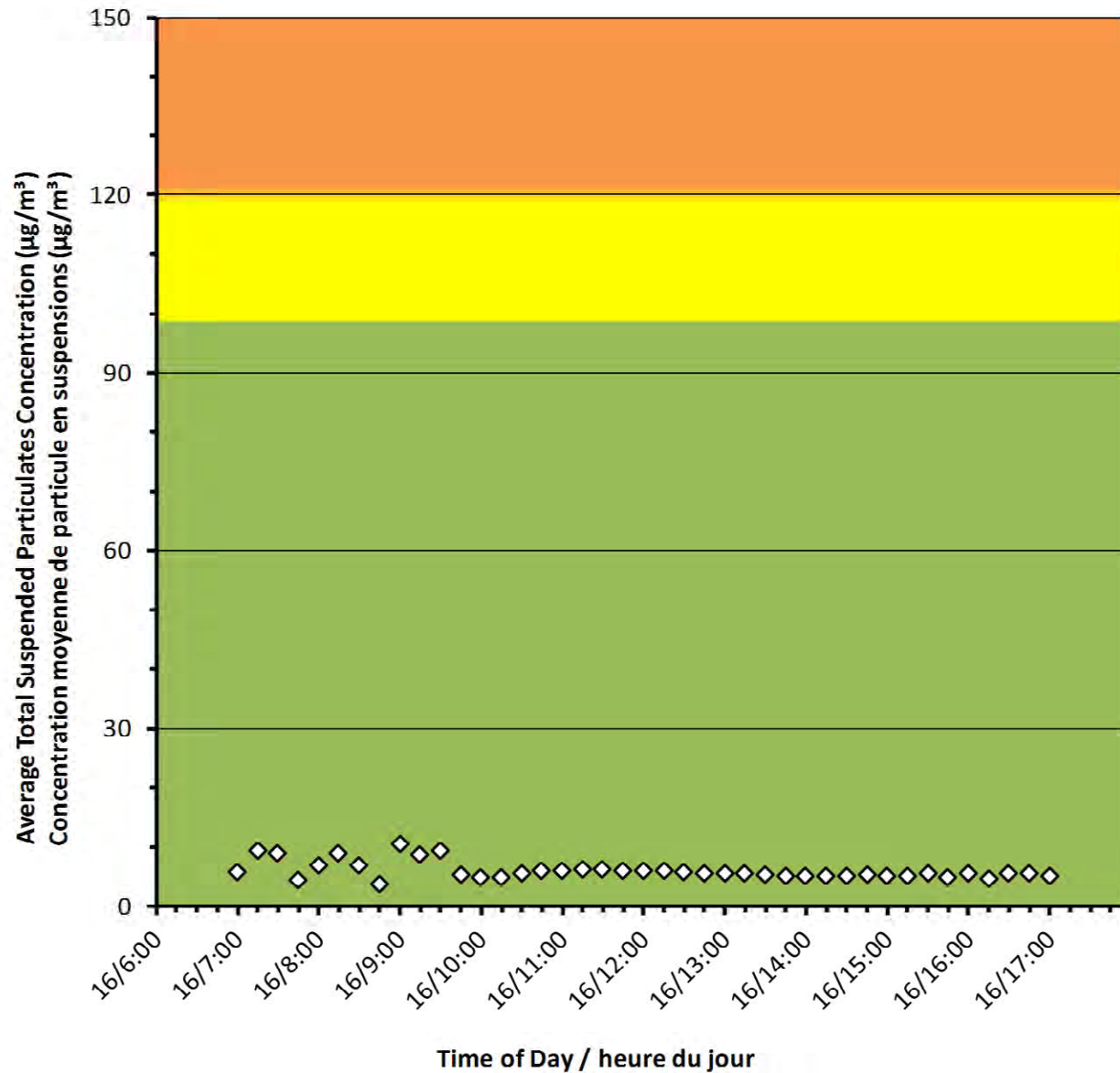
6

Average Concentration ($\mu\text{g}/\text{m}^3$)
Concentration moyenne ($\mu\text{g}/\text{m}^3$)

Notes

No additional data. Aucune donnée
additionnelle.

Monitor F/Station F





Canadian Nuclear Laboratories | Laboratoires Nucléaires Canadiens

**Port Granby Project
Daily Dust Monitoring Data**

**Projet de Port Granby
Surveillance journalière des particules
en suspensions**

2017/02/17

Legend/Légende



Independent Dust Monitoring
Surveillance indépendante



Work Site perimeter
Périmètre du chantier general.



Port Granby Project Daily Dust Monitoring Data

Projet de Port Granby Surveillance journalière des particules en suspensions

2017/02/17

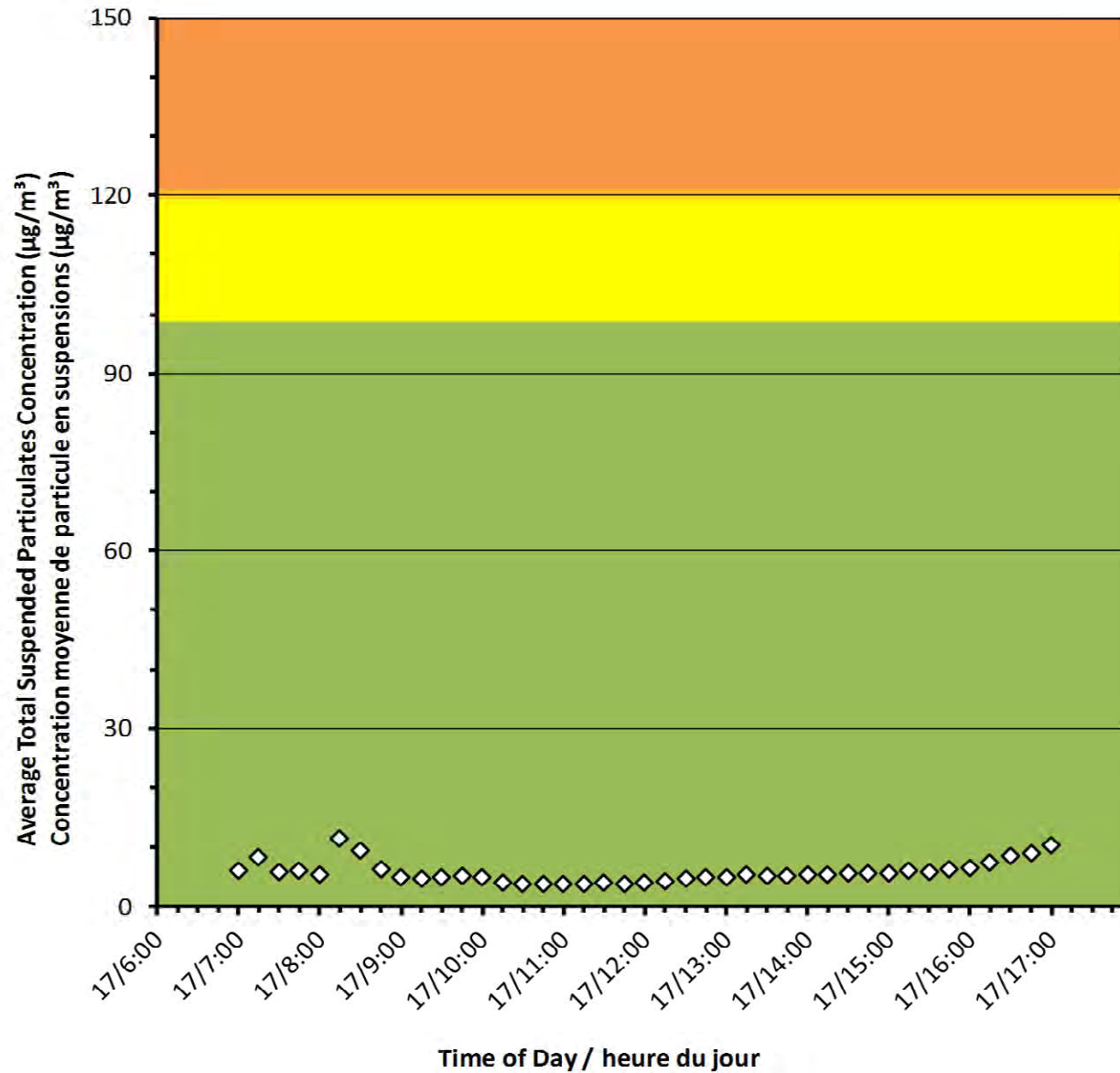
Daily Statistics/Statistiques journalières

11	Maximum Concentration ($\mu\text{g}/\text{m}^3$) Concentration maximale ($\mu\text{g}/\text{m}^3$)
6	Average Concentration ($\mu\text{g}/\text{m}^3$) Concentration moyenne ($\mu\text{g}/\text{m}^3$)

Notes

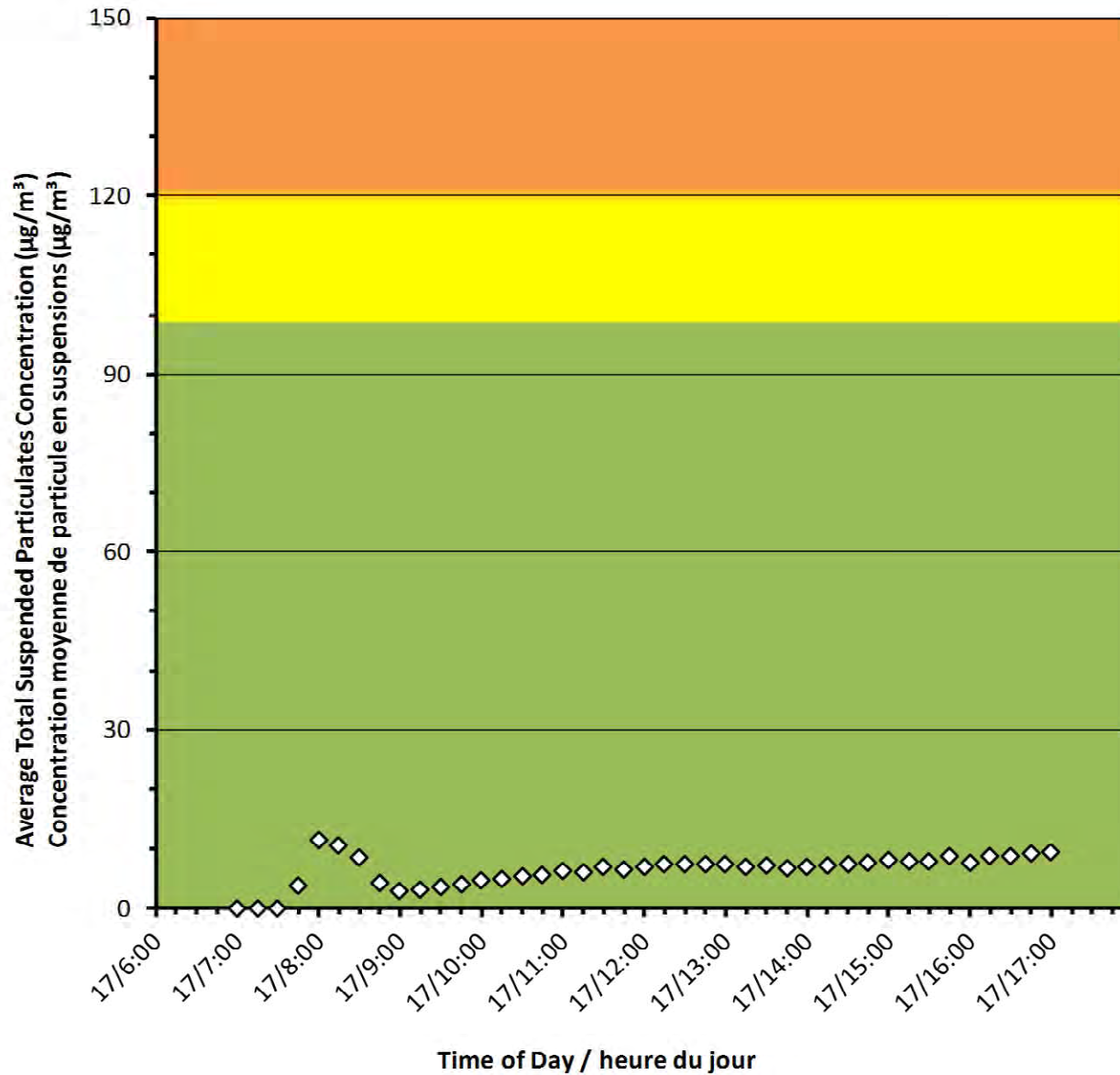
No additional data. Aucune donnée
additionnelle.

Monitor A/Station A





Monitor B/Station B



Port Granby Project Daily Dust Monitoring Data

Projet de Port Granby Surveillance journalière des particules en suspensions

2017/02/17

Daily Statistics/Statistiques journalières

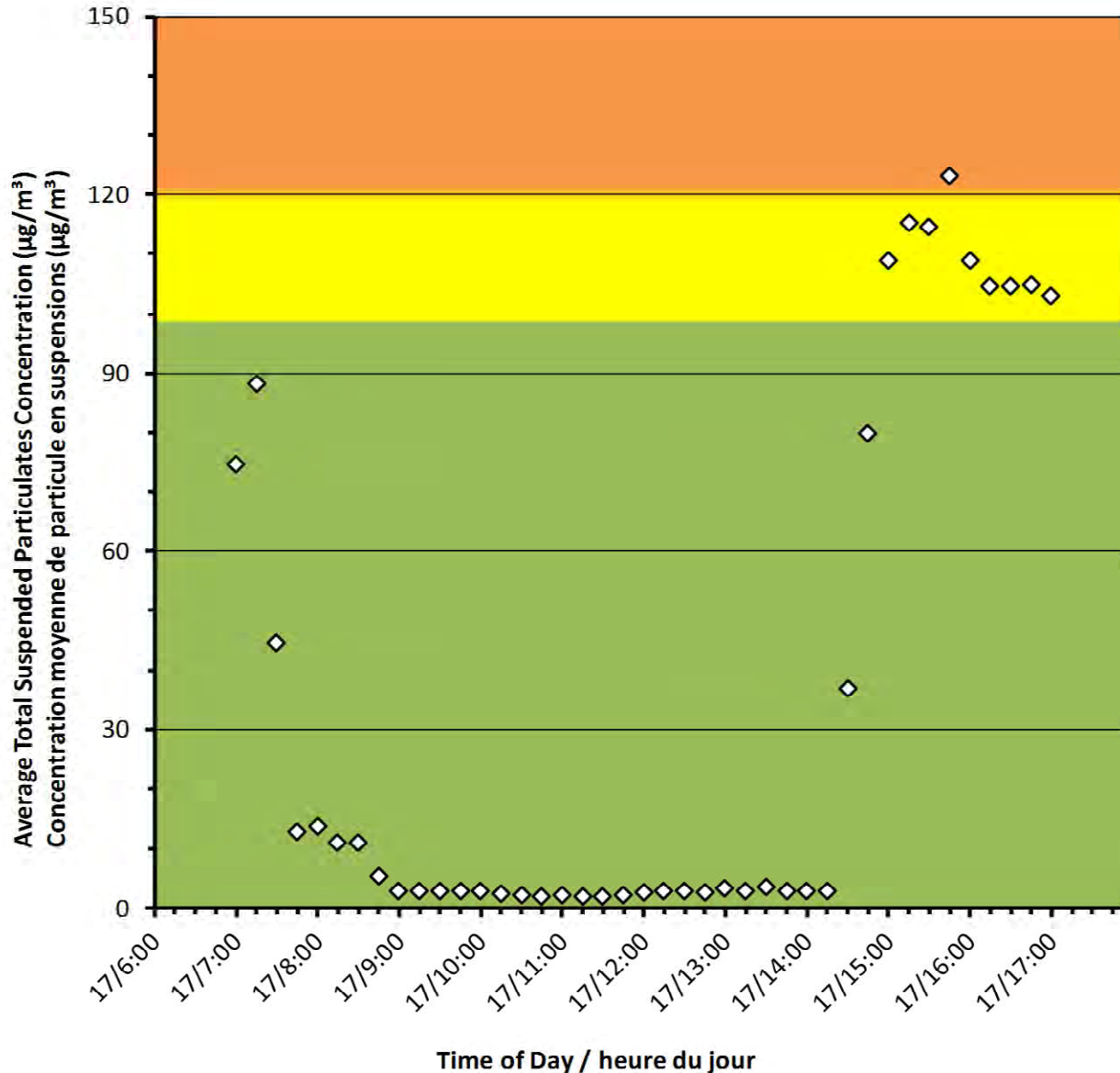
11	Maximum Concentration (µg/m ³) Concentration maximale (µg/m ³)
6	Average Concentration (µg/m ³) Concentration moyenne (µg/m ³)

Notes

No additional data. Aucune donnée additionnelle.



Monitor C/Station C



Port Granby Project Daily Dust Monitoring Data

Projet de Port Granby Surveillance journalière des particules en suspensions

2017/02/17

Daily Statistics/Statistiques journalières

123	Maximum Concentration ($\mu\text{g}/\text{m}^3$) Concentration maximale ($\mu\text{g}/\text{m}^3$)
23	Average Concentration ($\mu\text{g}/\text{m}^3$) Concentration moyenne ($\mu\text{g}/\text{m}^3$)

Notes

Action Level exceedance attributed to worker vehicles exiting the site close to the monitor.

Dépassement du seuil d'intervention attribués aux véhicules des travailleurs sortant du chantier, à proximité des moniteurs.

Port Granby Project
Daily Dust Monitoring Data

Projet de Port Granby
Surveillance journalière des
particules en suspensions

2017/02/17

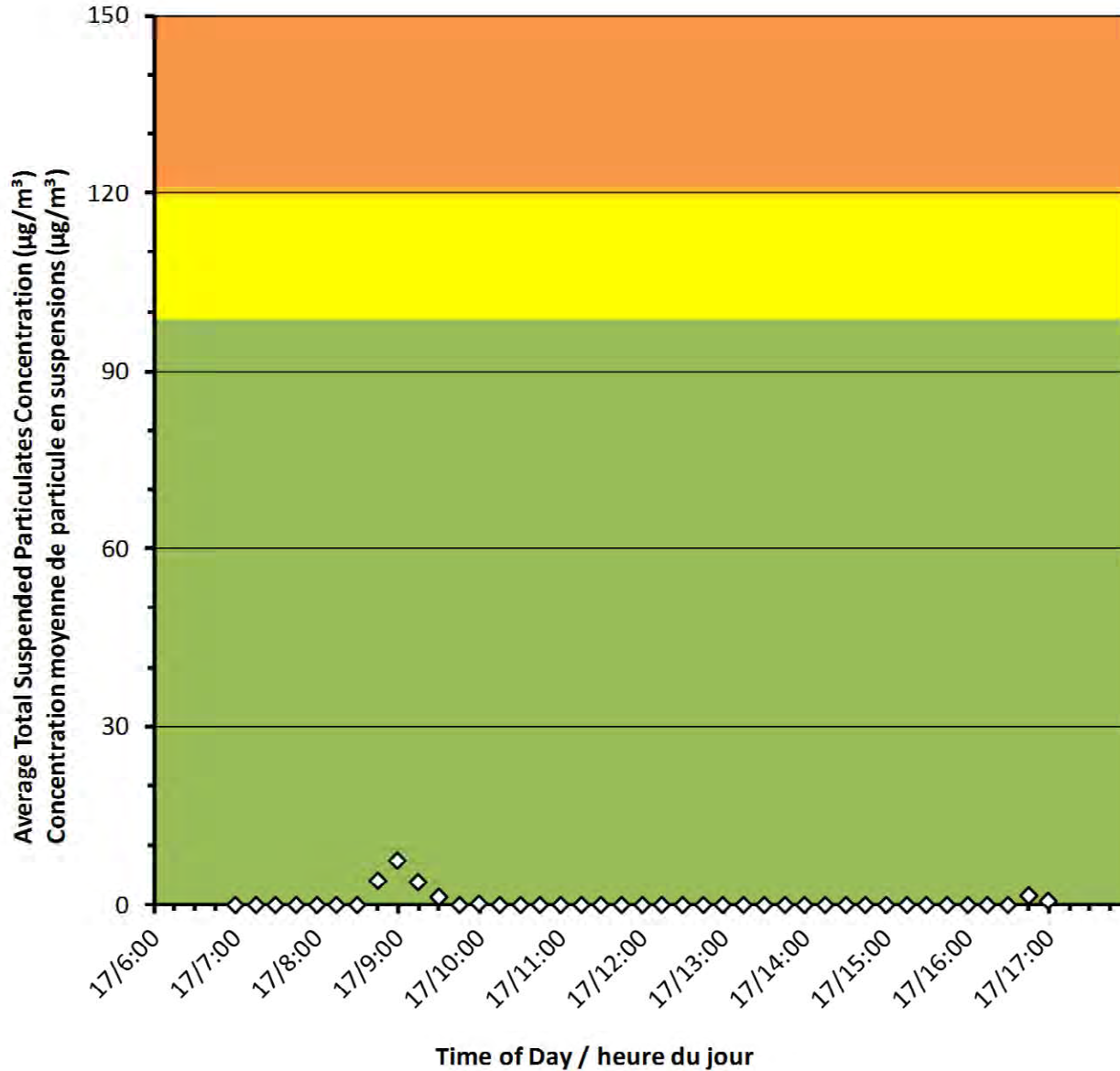
Daily Statistics/Statistiques journalières

8	Maximum Concentration ($\mu\text{g}/\text{m}^3$) Concentration maximale ($\mu\text{g}/\text{m}^3$)
0	Average Concentration ($\mu\text{g}/\text{m}^3$) Concentration moyenne ($\mu\text{g}/\text{m}^3$)

Notes

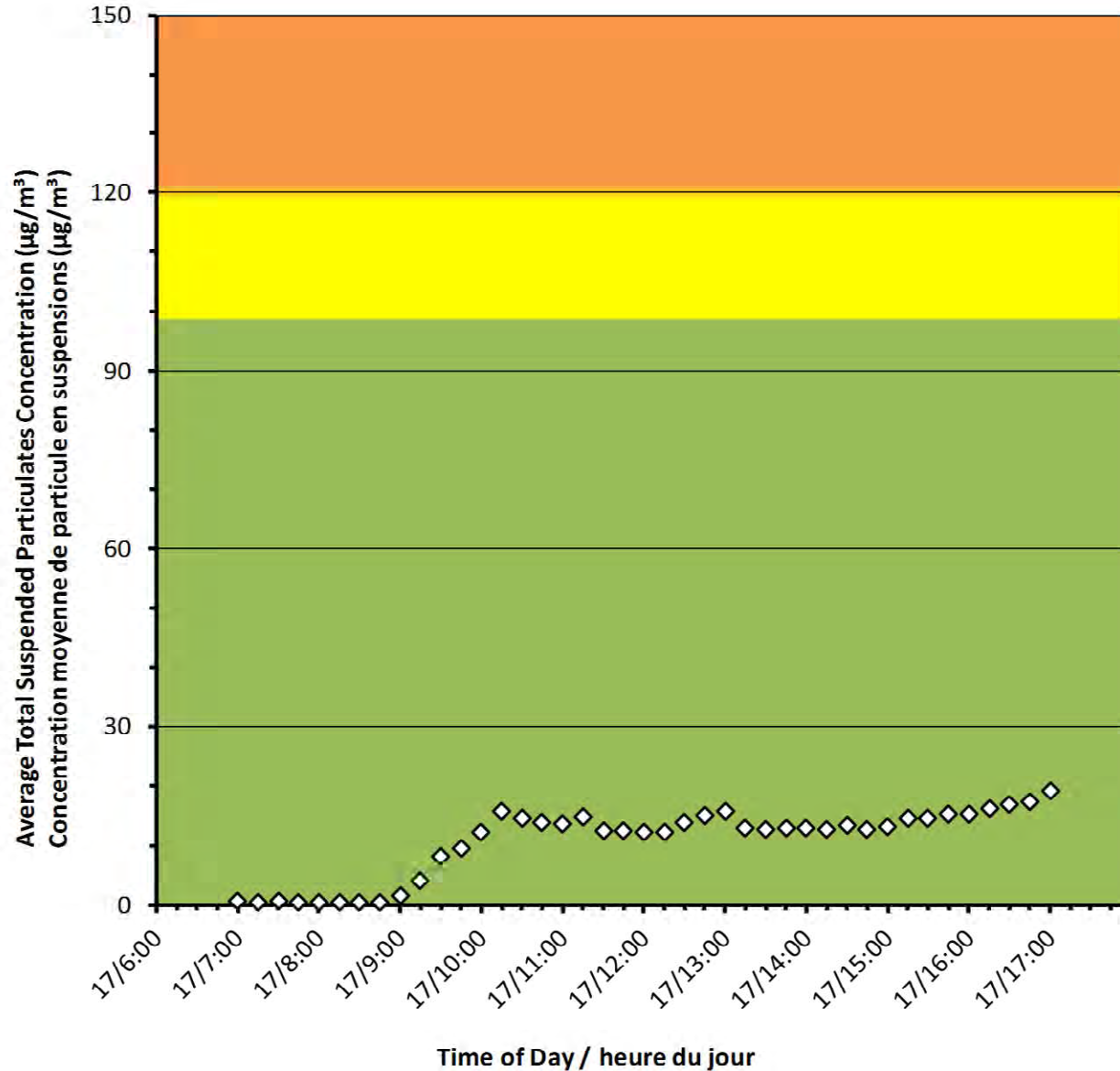
No additional data. Aucune donnée additionnelle.

Monitor D/Station D





Monitor E/Station E



Port Granby Project Daily Dust Monitoring Data

Projet de Port Granby Surveillance journalière des particules en suspensions

2017/02/17

Daily Statistics/Statistiques journalières

17	Maximum Concentration ($\mu\text{g}/\text{m}^3$) Concentration maximale ($\mu\text{g}/\text{m}^3$)
10	Average Concentration ($\mu\text{g}/\text{m}^3$) Concentration moyenne ($\mu\text{g}/\text{m}^3$)

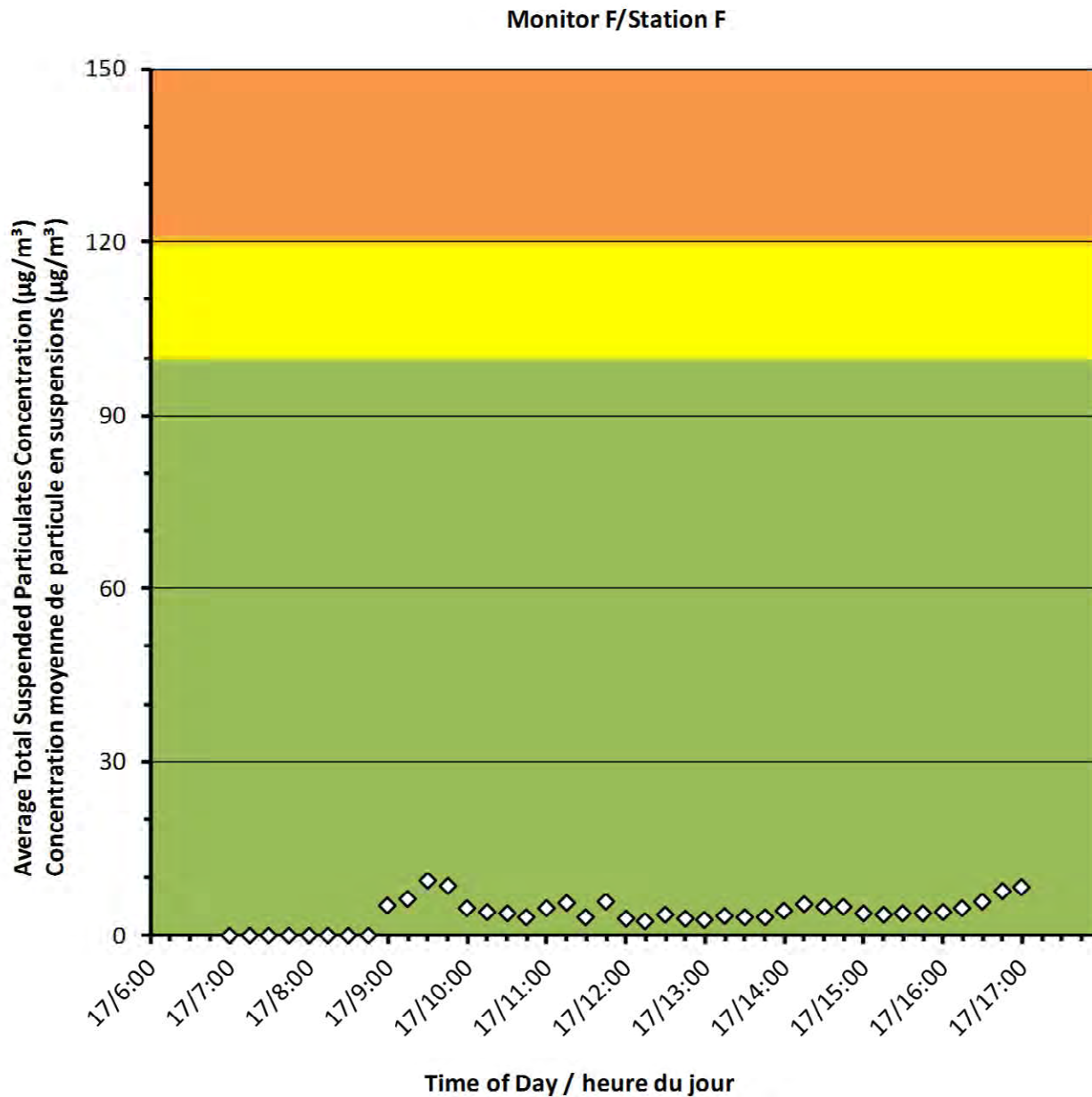
Notes

No additional data. Aucune donnée additionnelle.

Port Granby Project
Daily Dust Monitoring Data

Projet de Port Granby
Surveillance journalière des
particules en suspensions

2017/02/17



Daily Statistics/Statistiques journalières

10	Maximum Concentration ($\mu\text{g}/\text{m}^3$) Concentration maximale ($\mu\text{g}/\text{m}^3$)
1	Average Concentration ($\mu\text{g}/\text{m}^3$) Concentration moyenne ($\mu\text{g}/\text{m}^3$)

Notes

No additional data. Aucune donnée additionnelle.



Canadian Nuclear
Laboratories



Laboratoires Nucléaires
Canadiens

**Port Granby Project
Daily Dust Monitoring Data**

**Projet de Port Granby
Surveillance journalière des particules
en suspensions**

2017/02/21

Legend/Légende

-  Independent Dust Monitoring
Surveillance indépendante
-  Work Site perimeter
Périmètre du chantier général.



Port Granby Project Daily Dust Monitoring Data

Projet de Port Granby Surveillance journalière des particules en suspensions

2017/02/21

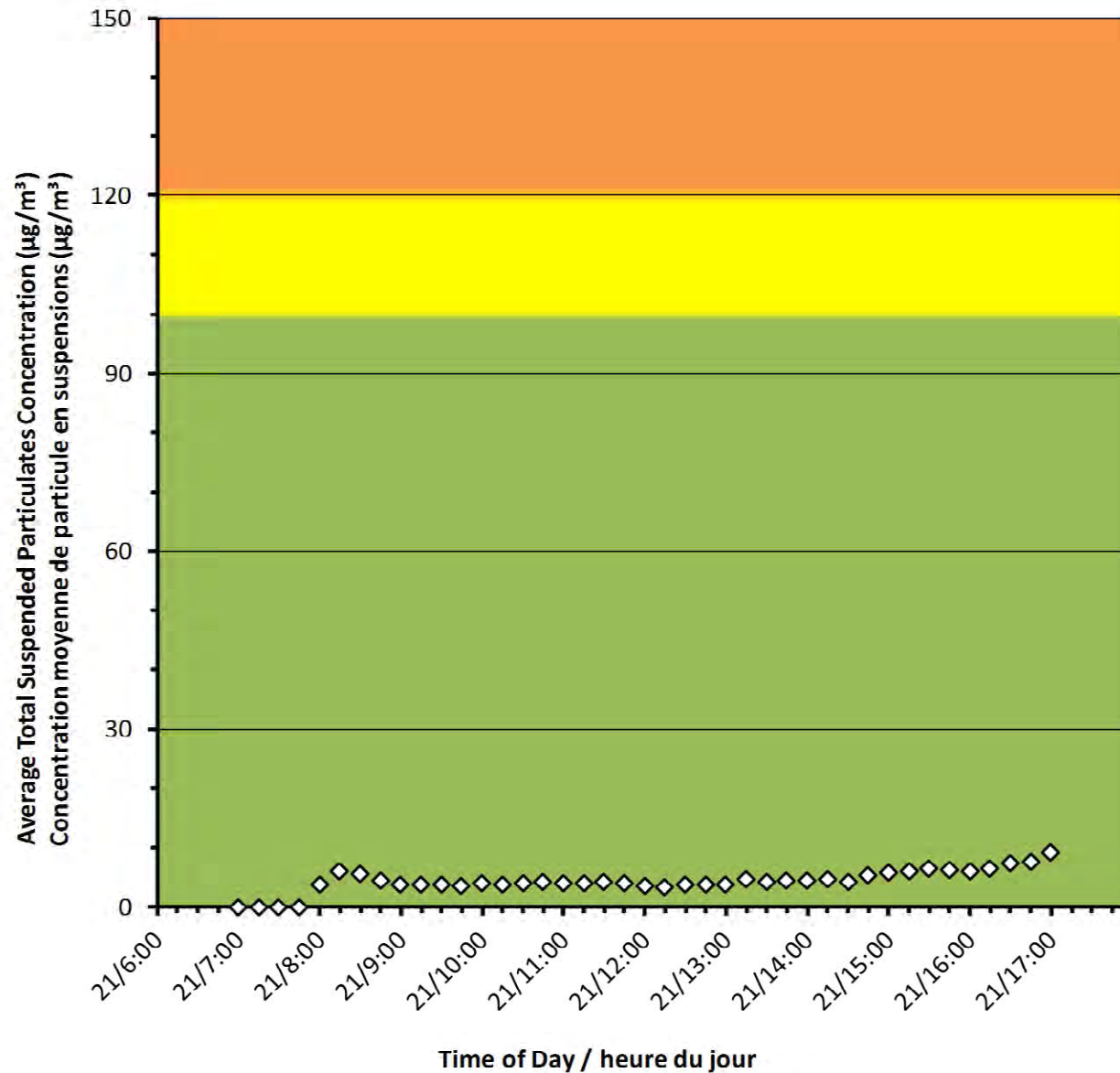
Daily Statistics/Statistiques journalières

9	Maximum Concentration ($\mu\text{g}/\text{m}^3$) Concentration maximale ($\mu\text{g}/\text{m}^3$)
4	Average Concentration ($\mu\text{g}/\text{m}^3$) Concentration moyenne ($\mu\text{g}/\text{m}^3$)

Notes

No additional data. Aucune donnée
additionnelle.

Monitor A/Station A





Port Granby Project Daily Dust Monitoring Data

Projet de Port Granby Surveillance journalière des particules en suspensions

2017/02/21

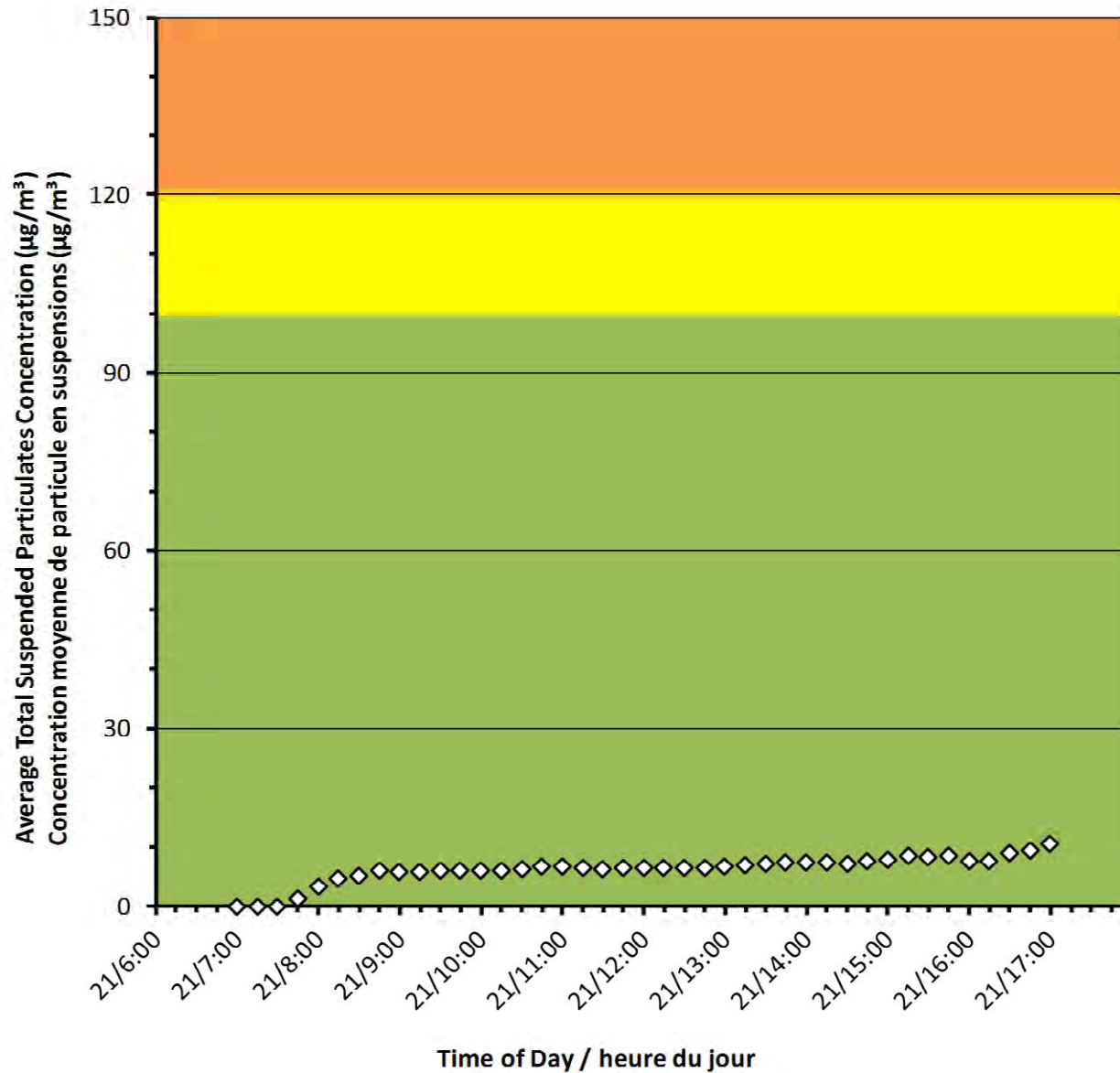
Daily Statistics/Statistiques journalières

11	Maximum Concentration ($\mu\text{g}/\text{m}^3$) Concentration maximale ($\mu\text{g}/\text{m}^3$)
6	Average Concentration ($\mu\text{g}/\text{m}^3$) Concentration moyenne ($\mu\text{g}/\text{m}^3$)

Notes

No additional data. Aucune donnée
additionnelle.

Monitor B/Station B





Port Granby Project Daily Dust Monitoring Data

Projet de Port Granby Surveillance journalière des particules en suspensions

2017/02/21

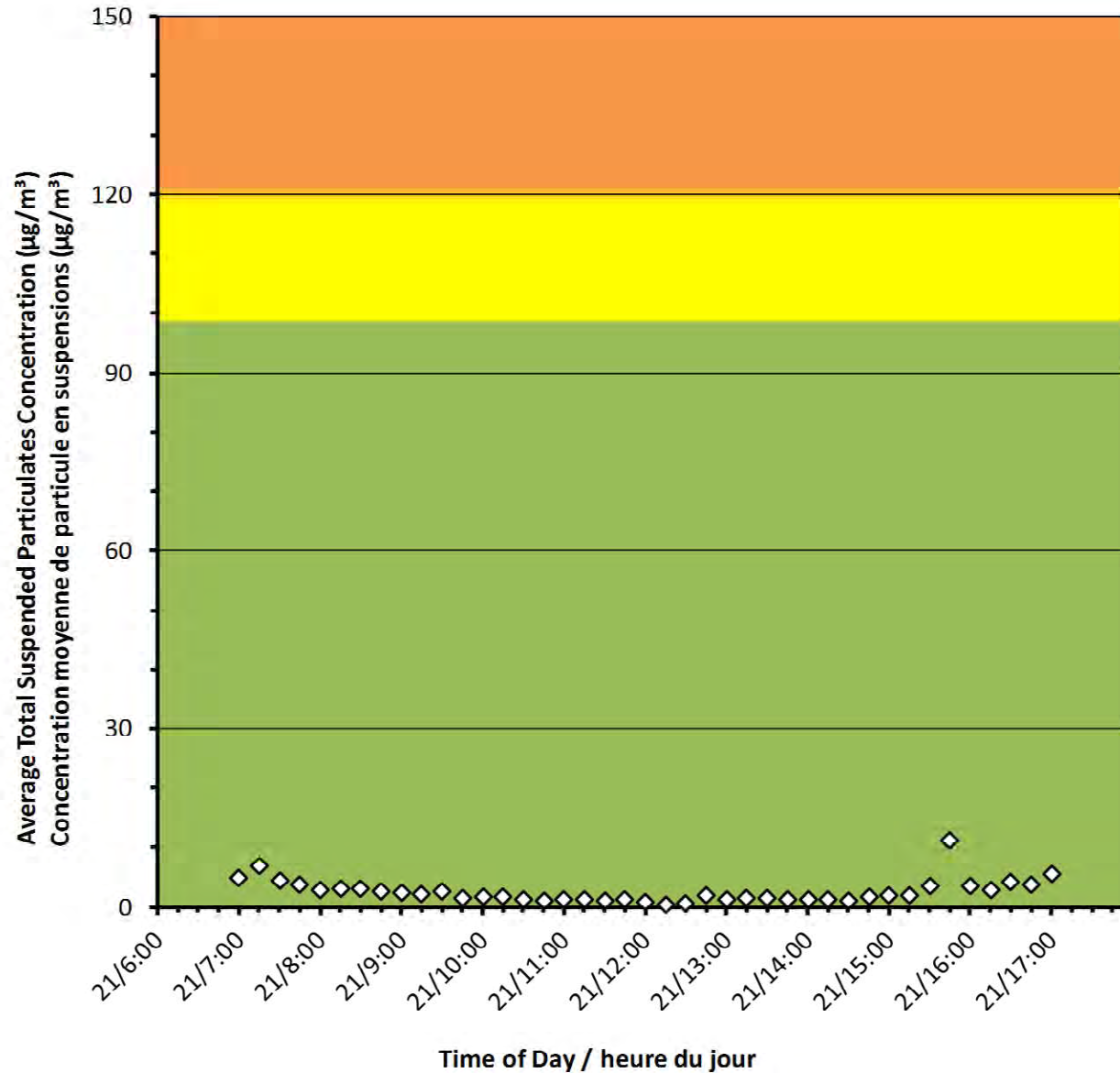
Daily Statistics/Statistiques journalières

11	Maximum Concentration ($\mu\text{g}/\text{m}^3$) Concentration maximale ($\mu\text{g}/\text{m}^3$)
3	Average Concentration ($\mu\text{g}/\text{m}^3$) Concentration moyenne ($\mu\text{g}/\text{m}^3$)

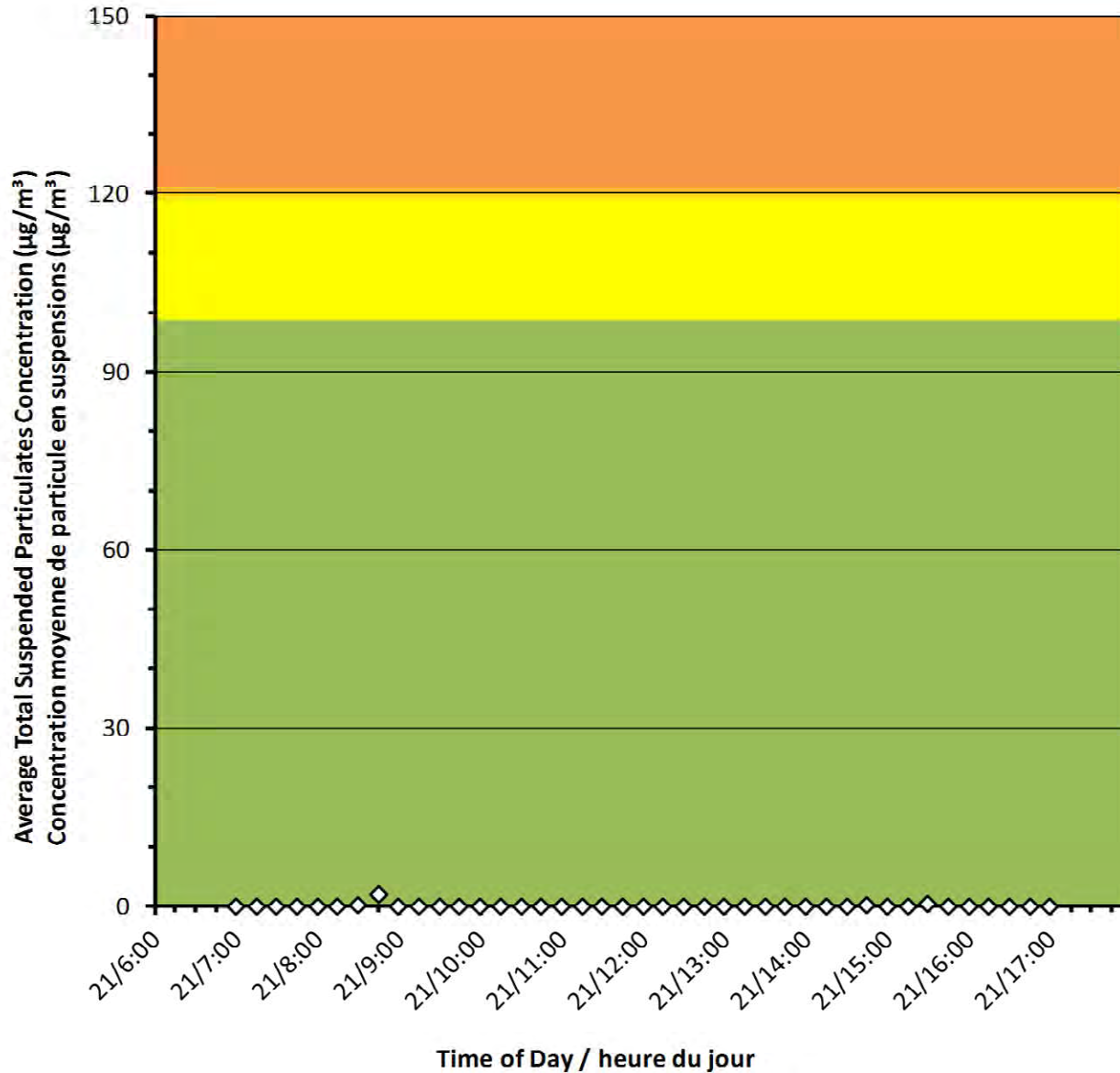
Notes

No additional data. Aucune donnée
additionnelle.

Monitor C/Station C



Monitor D/Station D



Canadian Nuclear Laboratories | Laboratoires Nucléaires Canadiens

Port Granby Project Daily Dust Monitoring Data

Projet de Port Granby Surveillance journalière des particules en suspensions

2017/02/21

Daily Statistics/Statistiques journalières

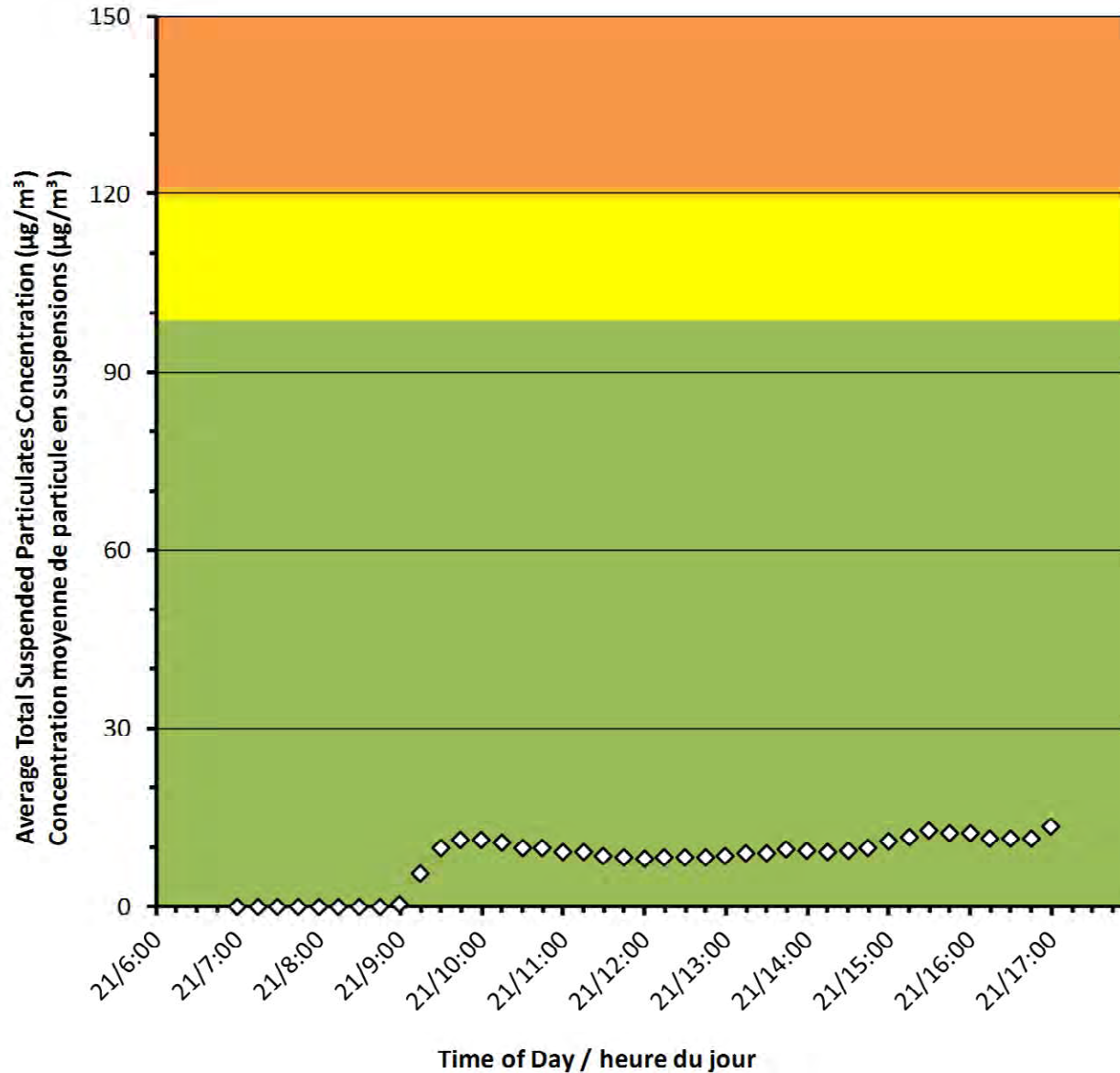
2	Maximum Concentration ($\mu\text{g}/\text{m}^3$) Concentration maximale ($\mu\text{g}/\text{m}^3$)
0	Average Concentration ($\mu\text{g}/\text{m}^3$) Concentration moyenne ($\mu\text{g}/\text{m}^3$)

Notes

No additional data. Aucune donnée additionnelle.



Monitor E/Station E



Port Granby Project Daily Dust Monitoring Data

Projet de Port Granby Surveillance journalière des particules en suspensions

2017/02/21

Daily Statistics/Statistiques journalières

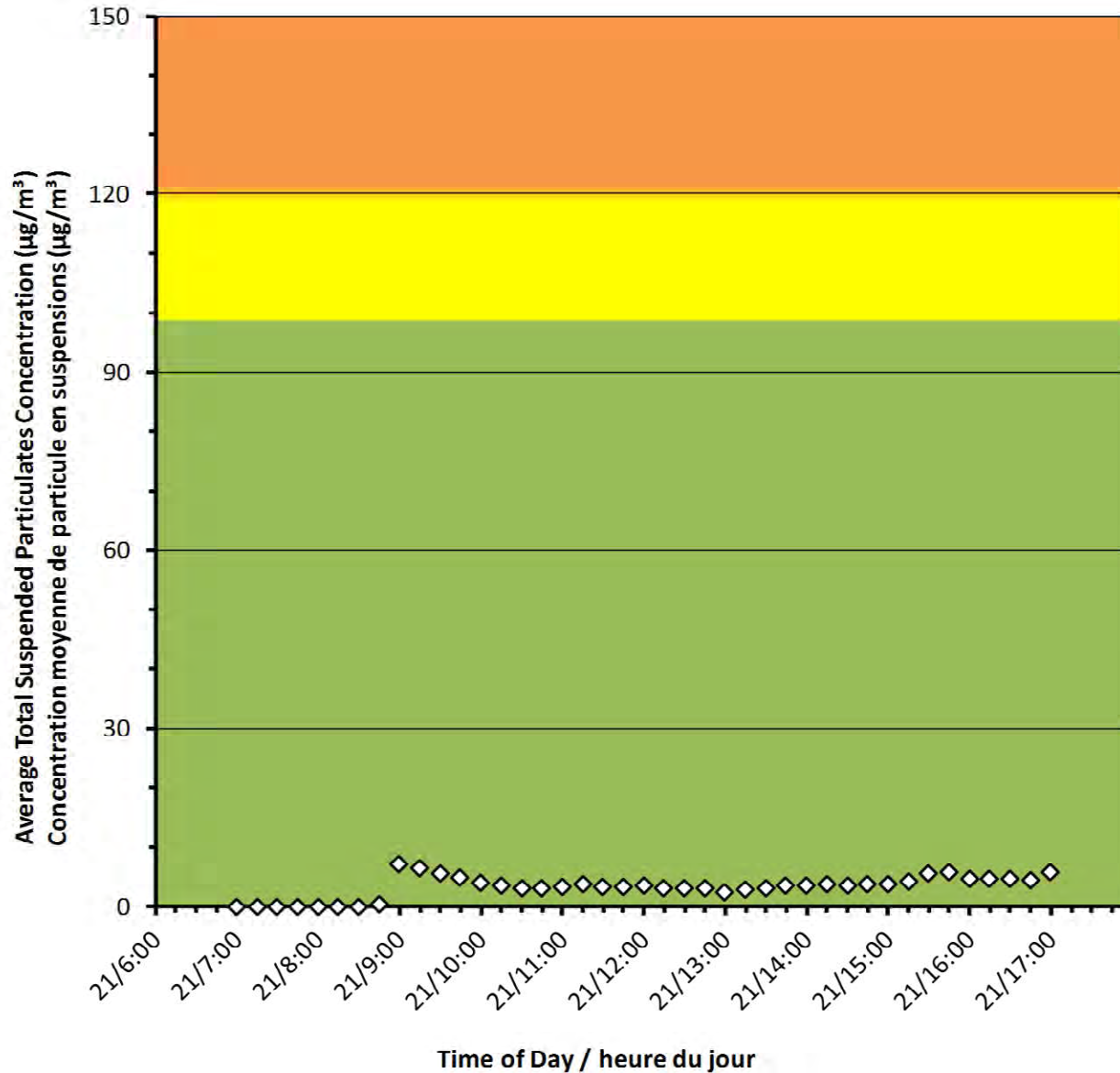
14	Maximum Concentration (µg/m ³) Concentration maximale (µg/m ³)
8	Average Concentration (µg/m ³) Concentration moyenne (µg/m ³)

Notes

No additional data. Aucune donnée additionnelle.



Monitor F/Station F



Port Granby Project Daily Dust Monitoring Data

Projet de Port Granby Surveillance journalière des particules en suspensions

2017/02/21

Daily Statistics/Statistiques journalières

7	Maximum Concentration ($\mu\text{g}/\text{m}^3$) Concentration maximale ($\mu\text{g}/\text{m}^3$)
3	Average Concentration ($\mu\text{g}/\text{m}^3$) Concentration moyenne ($\mu\text{g}/\text{m}^3$)

Notes

No additional data. Aucune donnée additionnelle.



Canadian Nuclear
Laboratories



Laboratoires Nucléaires
Canadiens

**Port Granby Project
Daily Dust Monitoring Data**

**Projet de Port Granby
Surveillance journalière des particules
en suspensions**

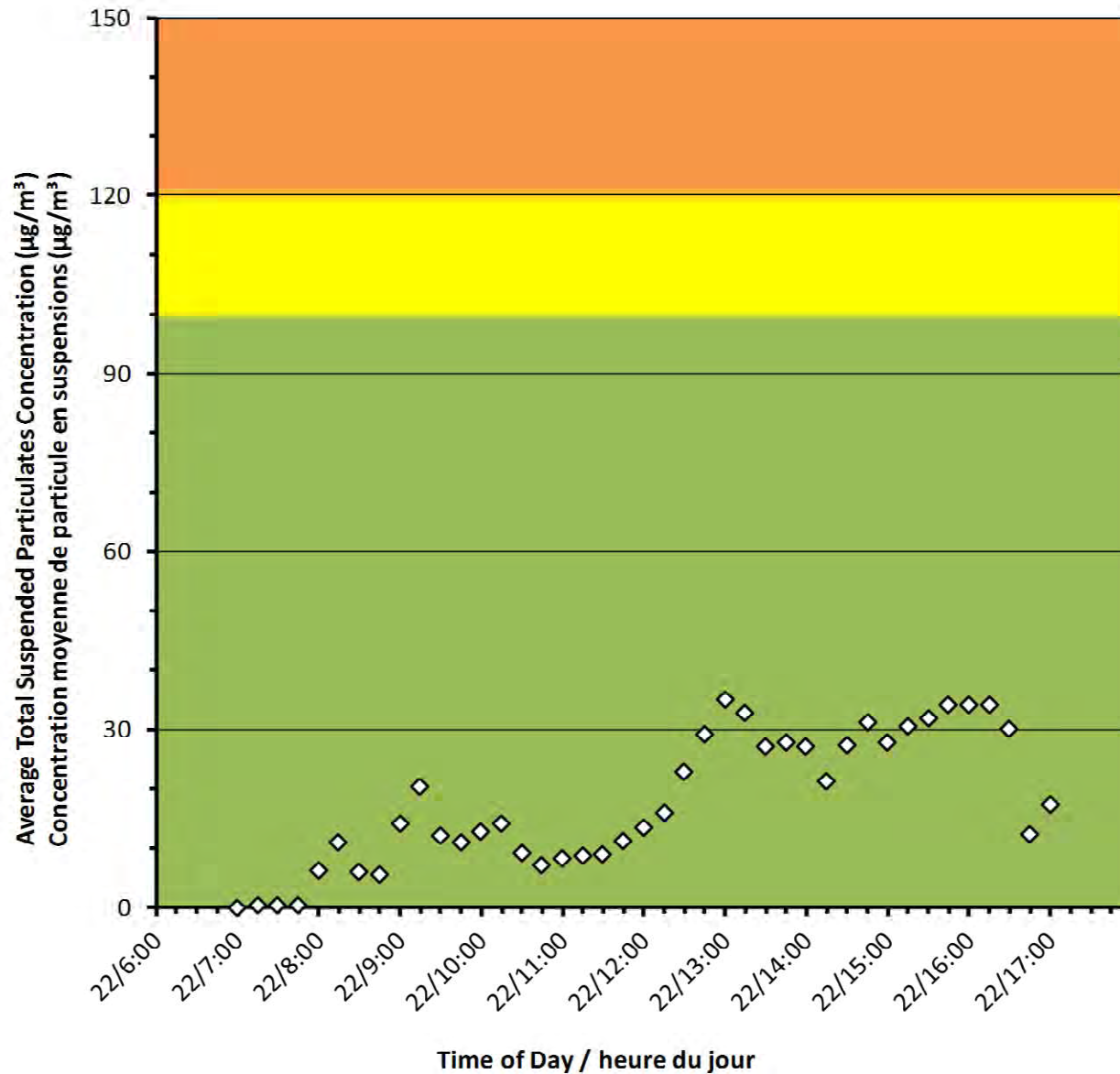
2017/02/22

Legend/Légende

-  Independent Dust Monitoring
Surveillance indépendante
-  Work Site perimeter
Périmètre du chantier général.



Monitor A/Station A



Port Granby Project Daily Dust Monitoring Data

Projet de Port Granby Surveillance journalière des particules en suspensions

2017/02/22

Daily Statistics/Statistiques journalières

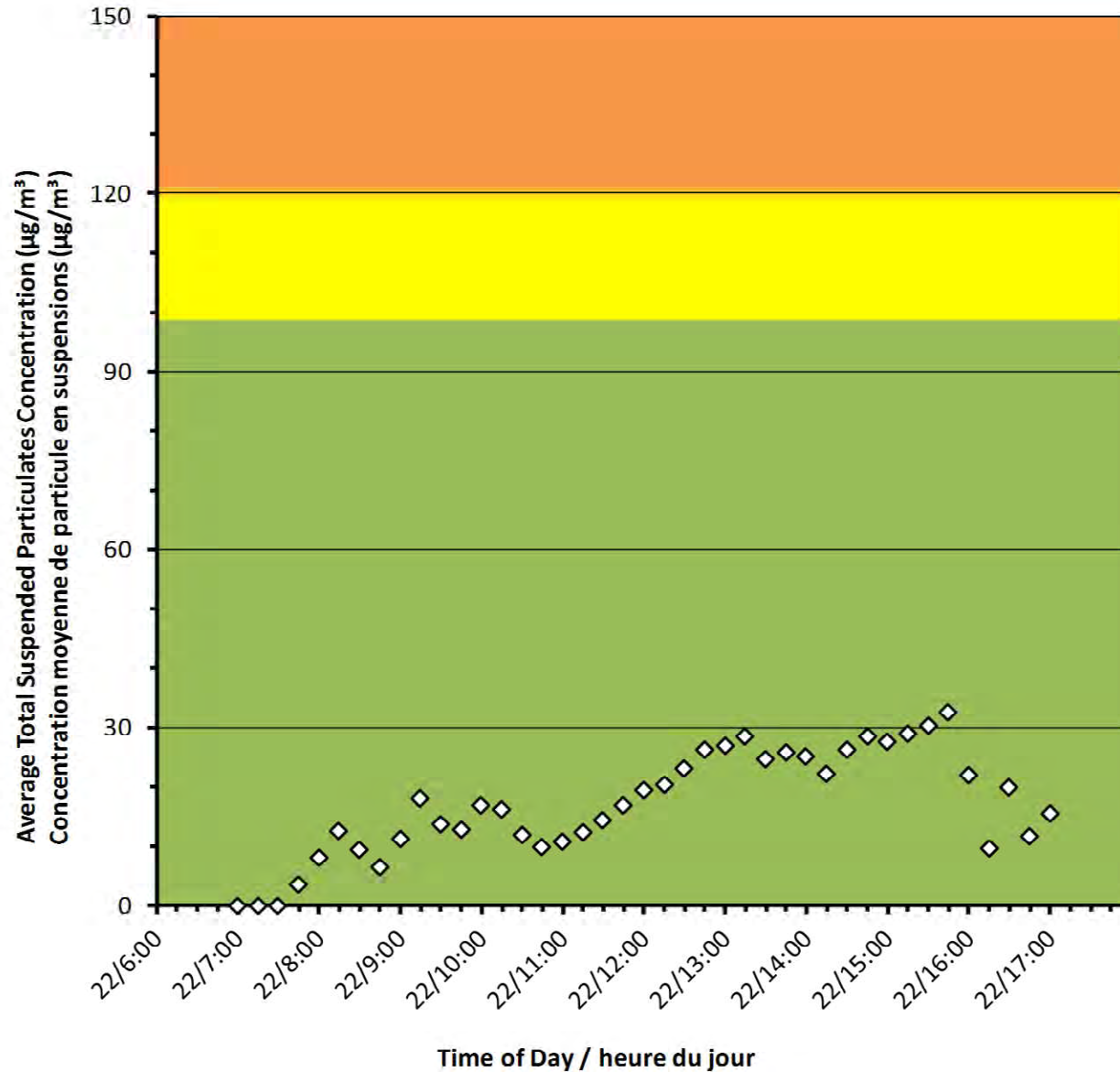
35	Maximum Concentration ($\mu\text{g}/\text{m}^3$) Concentration maximale ($\mu\text{g}/\text{m}^3$)
18	Average Concentration ($\mu\text{g}/\text{m}^3$) Concentration moyenne ($\mu\text{g}/\text{m}^3$)

Notes

No additional data. Aucune donnée additionnelle.



Monitor B/Station B



Port Granby Project Daily Dust Monitoring Data

Projet de Port Granby Surveillance journalière des particules en suspensions

2017/02/22

Daily Statistics/Statistiques journalières

32	Maximum Concentration (µg/m ³) Concentration maximale (µg/m ³)
17	Average Concentration (µg/m ³) Concentration moyenne (µg/m ³)

Notes

No additional data. Aucune donnée additionnelle.



Port Granby Project Daily Dust Monitoring Data

Projet de Port Granby Surveillance journalière des particules en suspensions

2017/02/22

Daily Statistics/Statistiques journalières

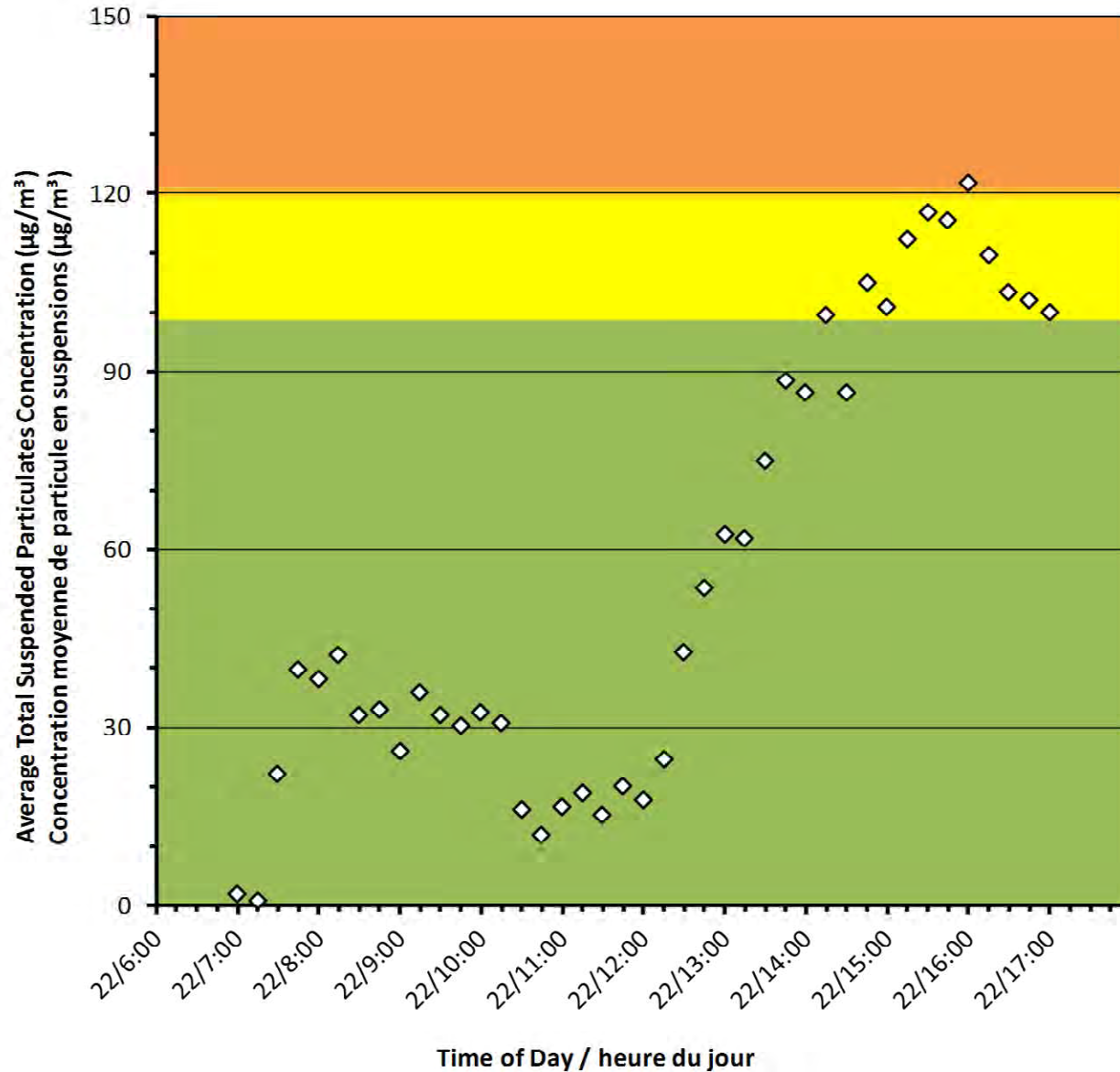
122	Maximum Concentration ($\mu\text{g}/\text{m}^3$) Concentration maximale ($\mu\text{g}/\text{m}^3$)
56	Average Concentration ($\mu\text{g}/\text{m}^3$) Concentration moyenne ($\mu\text{g}/\text{m}^3$)

Notes

Action Level exceedance attributed to worker vehicles exiting the site close to the monitor.

Dépassement du seuil d'intervention attribués aux véhicules des travailleurs sortant du chantier, à proximité des moniteurs.

Monitor C/Station C





Port Granby Project Daily Dust Monitoring Data

Projet de Port Granby Surveillance journalière des particules en suspensions

2017/02/22

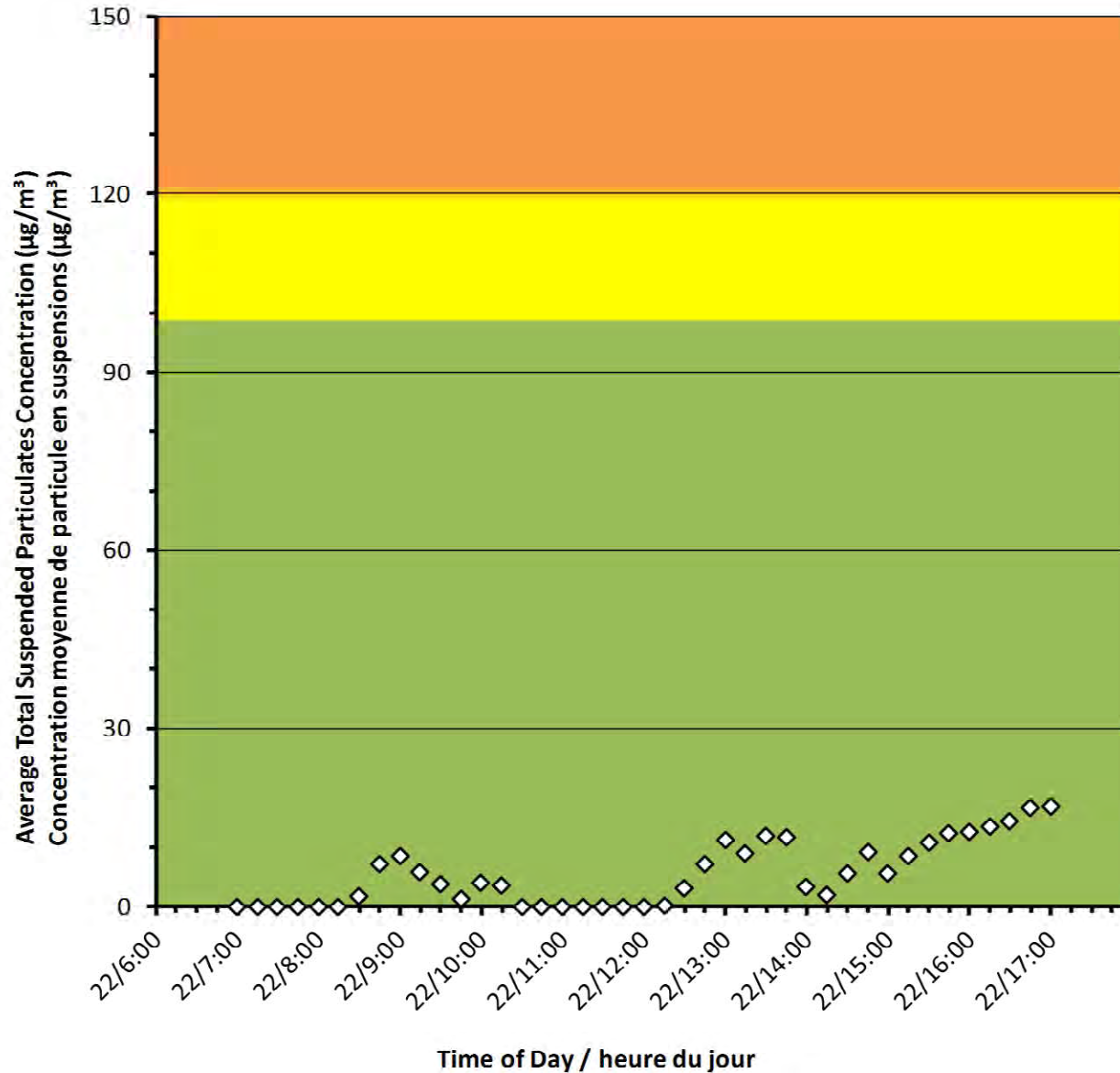
Daily Statistics/Statistiques journalières

17	Maximum Concentration ($\mu\text{g}/\text{m}^3$) Concentration maximale ($\mu\text{g}/\text{m}^3$)
5	Average Concentration ($\mu\text{g}/\text{m}^3$) Concentration moyenne ($\mu\text{g}/\text{m}^3$)

Notes

No additional data. Aucune donnée
additionnelle.

Monitor D/Station D





Port Granby Project Daily Dust Monitoring Data

Projet de Port Granby Surveillance journalière des particules en suspensions

2017/02/22

Daily Statistics/Statistiques journalières

43

Maximum Concentration ($\mu\text{g}/\text{m}^3$)
Concentration maximale ($\mu\text{g}/\text{m}^3$)

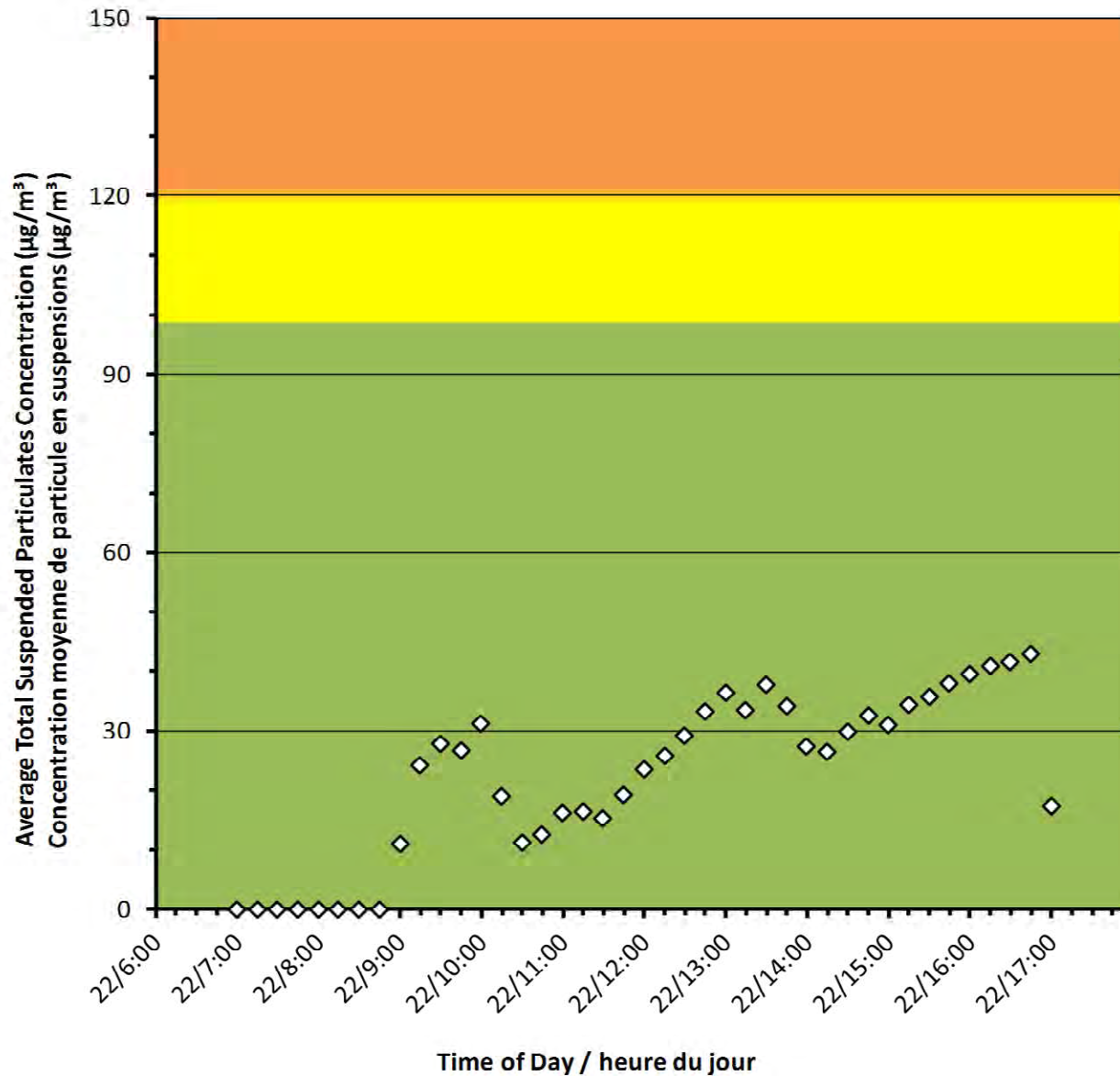
22

Average Concentration ($\mu\text{g}/\text{m}^3$)
Concentration moyenne ($\mu\text{g}/\text{m}^3$)

Notes

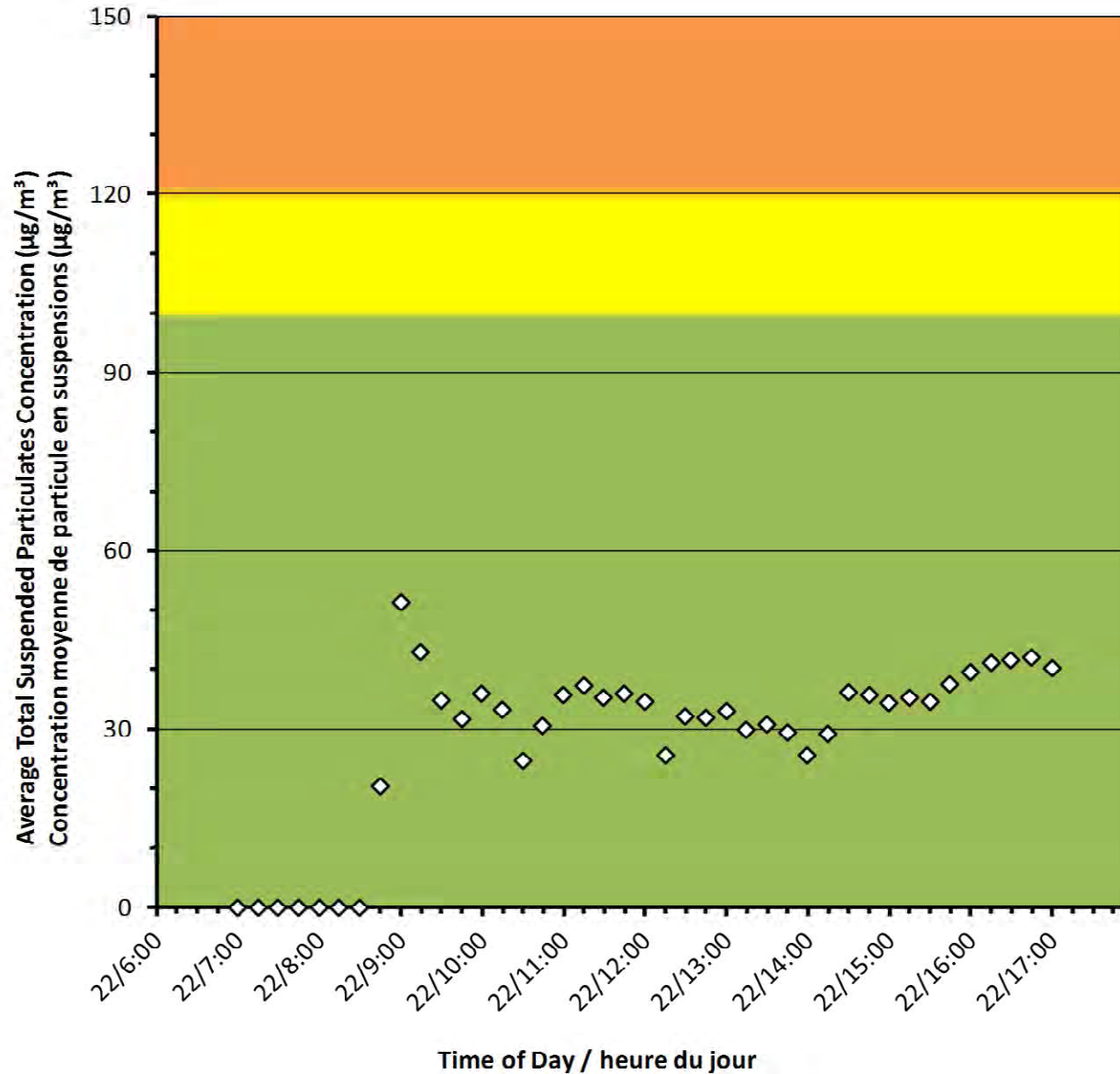
No additional data. Aucune donnée
additionnelle.

Monitor E/Station E





Monitor F/Station F



Port Granby Project Daily Dust Monitoring Data

Projet de Port Granby Surveillance journalière des particules en suspensions

2017/02/22

Daily Statistics/Statistiques journalières

51	Maximum Concentration ($\mu\text{g}/\text{m}^3$) Concentration maximale ($\mu\text{g}/\text{m}^3$)
28	Average Concentration ($\mu\text{g}/\text{m}^3$) Concentration moyenne ($\mu\text{g}/\text{m}^3$)

Notes

No additional data. Aucune donnée additionnelle.



Canadian Nuclear
Laboratories



Laboratoires Nucléaires
Canadiens

Port Granby Project
Daily Dust Monitoring Data

Projet de Port Granby
Surveillance journalière des particules
en suspensions

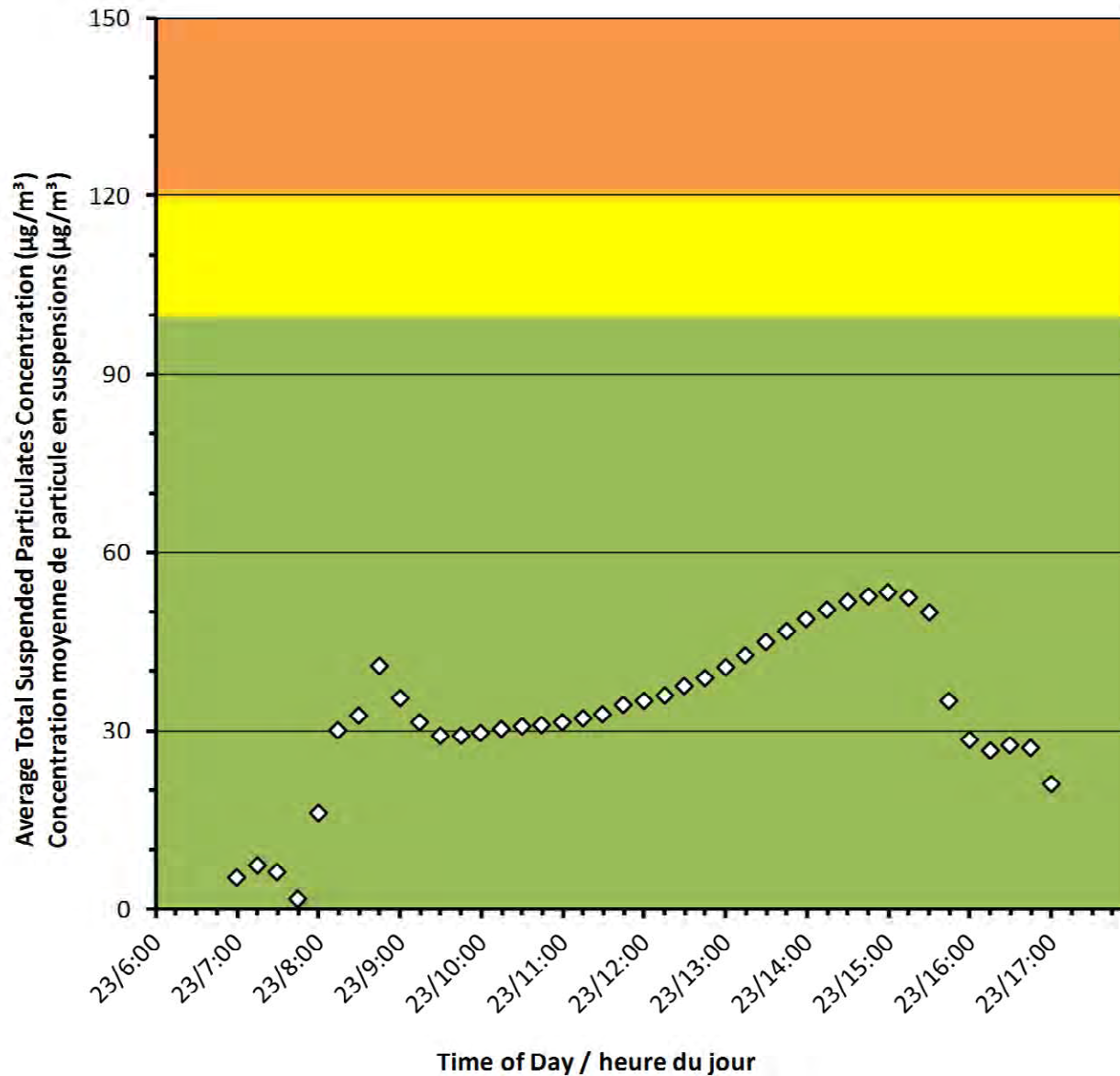
2017/02/23

Legend/Légende

-  Independent Dust Monitoring
Surveillance indépendante
-  Work Site perimeter
Perimètre du chantier general.



Monitor A/Station A



Port Granby Project Daily Dust Monitoring Data

Projet de Port Granby Surveillance journalière des particules en suspensions

2017/02/23

Daily Statistics/Statistiques journalières

53	Maximum Concentration ($\mu\text{g}/\text{m}^3$) Concentration maximale ($\mu\text{g}/\text{m}^3$)
33	Average Concentration ($\mu\text{g}/\text{m}^3$) Concentration moyenne ($\mu\text{g}/\text{m}^3$)

Notes

No additional data. Aucune donnée additionnelle.



Port Granby Project Daily Dust Monitoring Data

Projet de Port Granby Surveillance journalière des particules en suspensions

2017/02/23

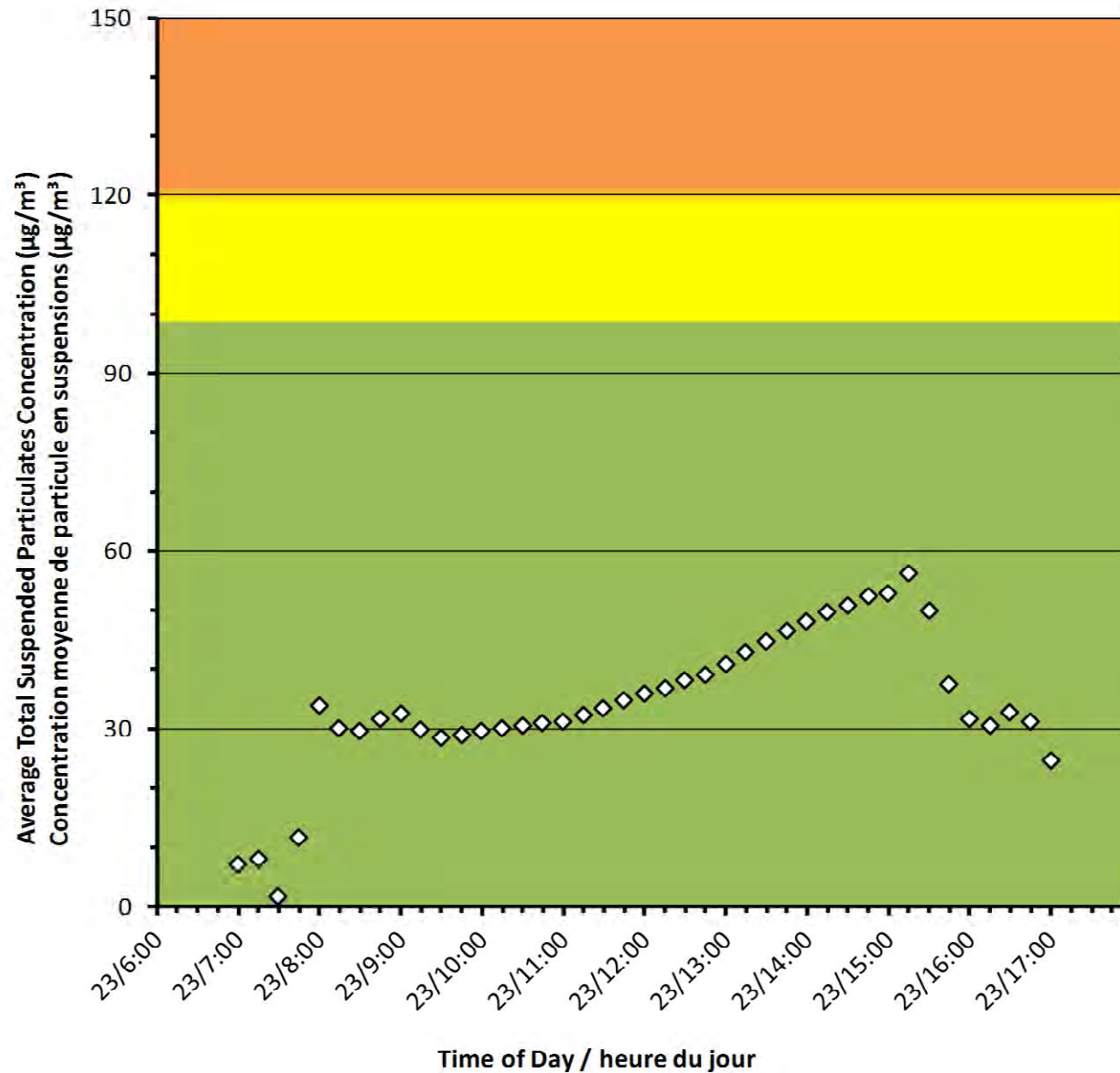
Daily Statistics/Statistiques journalières

56	Maximum Concentration ($\mu\text{g}/\text{m}^3$) Concentration maximale ($\mu\text{g}/\text{m}^3$)
34	Average Concentration ($\mu\text{g}/\text{m}^3$) Concentration moyenne ($\mu\text{g}/\text{m}^3$)

Notes

No additional data. Aucune donnée
additionnelle.

Monitor B/Station B





Port Granby Project Daily Dust Monitoring Data

Projet de Port Granby Surveillance journalière des particules en suspensions

2017/02/23

Daily Statistics/Statistiques journalières

103

Maximum Concentration ($\mu\text{g}/\text{m}^3$)
Concentration maximale ($\mu\text{g}/\text{m}^3$)

42

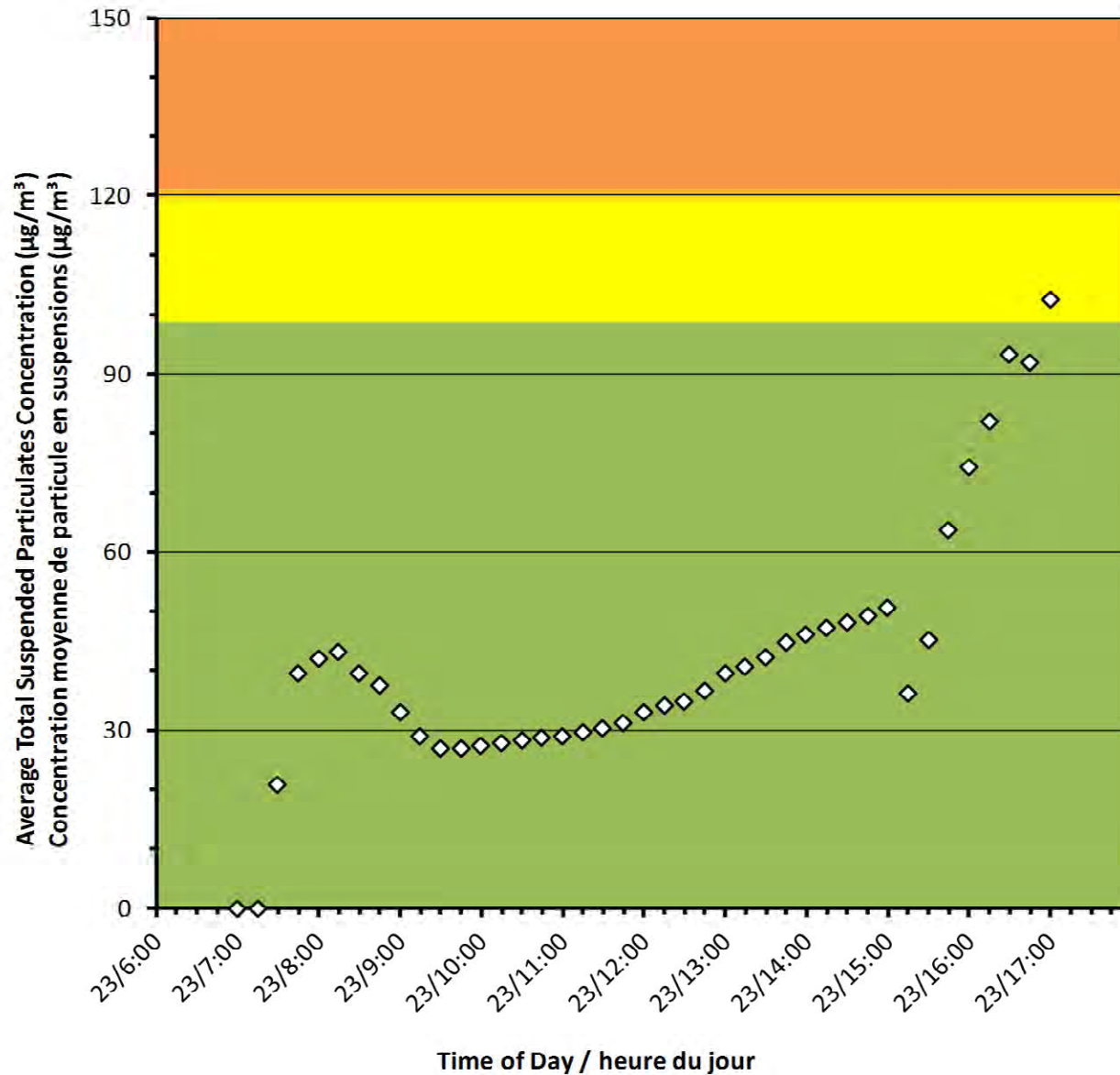
Average Concentration ($\mu\text{g}/\text{m}^3$)
Concentration moyenne ($\mu\text{g}/\text{m}^3$)

Notes

Administrative Control Level exceedance attributed to worker vehicles exiting the site close to the monitor.

Dépassement des niveaux de contrôle administratif attribués aux véhicules des travailleurs sortant du chantier, à proximité des moniteurs.

Monitor C/Station C





**Port Granby Project
Daily Dust Monitoring Data**

**Projet de Port Granby
Surveillance journalière des
particules en suspensions**

2017/02/23

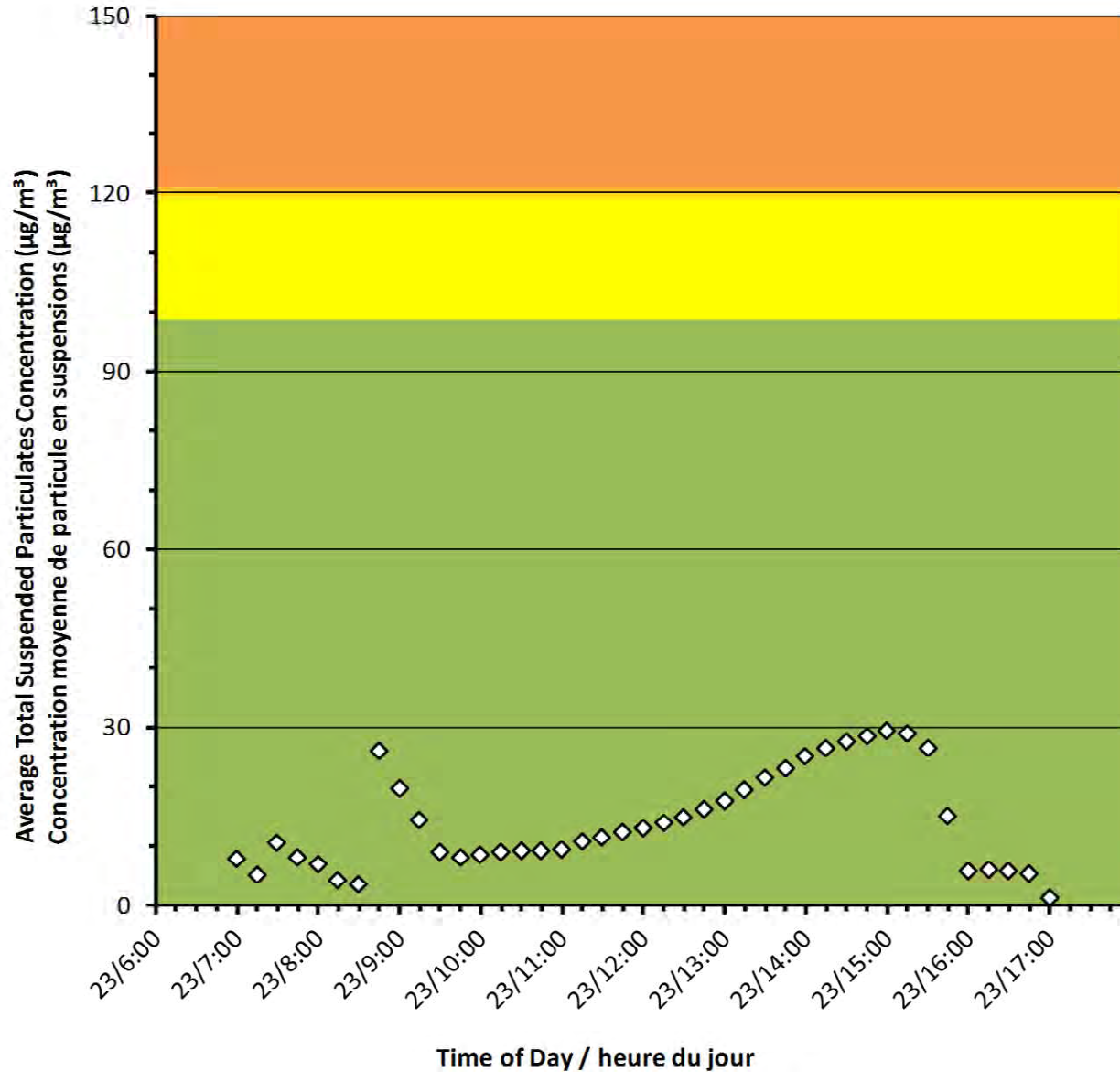
Daily Statistics/Statistiques journalières

29	Maximum Concentration ($\mu\text{g}/\text{m}^3$) Concentration maximale ($\mu\text{g}/\text{m}^3$)
14	Average Concentration ($\mu\text{g}/\text{m}^3$) Concentration moyenne ($\mu\text{g}/\text{m}^3$)

Notes

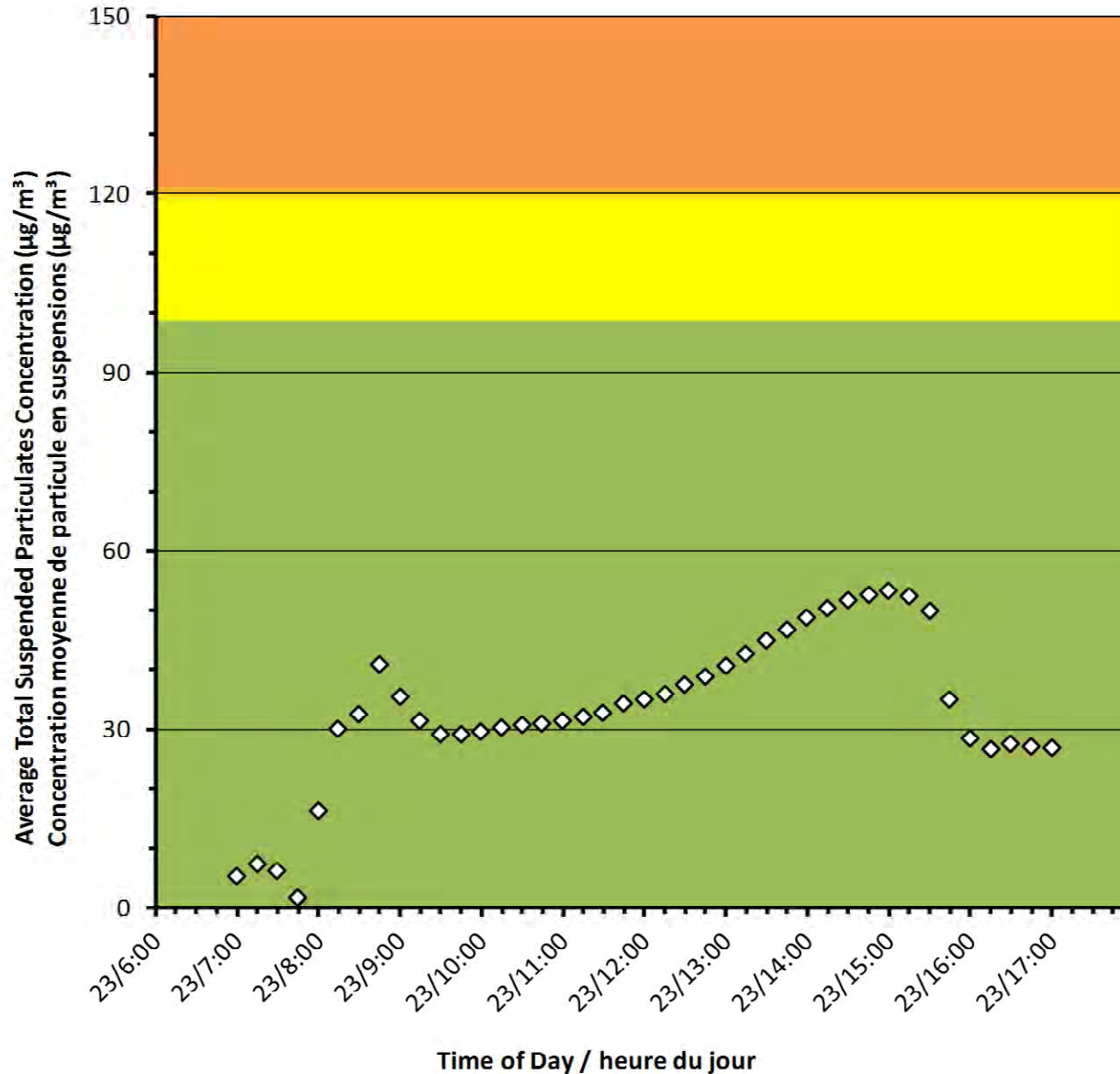
No additional data. Aucune donnée additionnelle.

Monitor D/Station D





Monitor E/Station E



Port Granby Project Daily Dust Monitoring Data

Projet de Port Granby Surveillance journalière des particules en suspensions

2017/02/23

Daily Statistics/Statistiques journalières

53	Maximum Concentration ($\mu\text{g}/\text{m}^3$) Concentration maximale ($\mu\text{g}/\text{m}^3$)
33	Average Concentration ($\mu\text{g}/\text{m}^3$) Concentration moyenne ($\mu\text{g}/\text{m}^3$)

Notes

No additional data. Aucune donnée additionnelle.



Port Granby Project Daily Dust Monitoring Data

Projet de Port Granby Surveillance journalière des particules en suspensions

2017/02/23

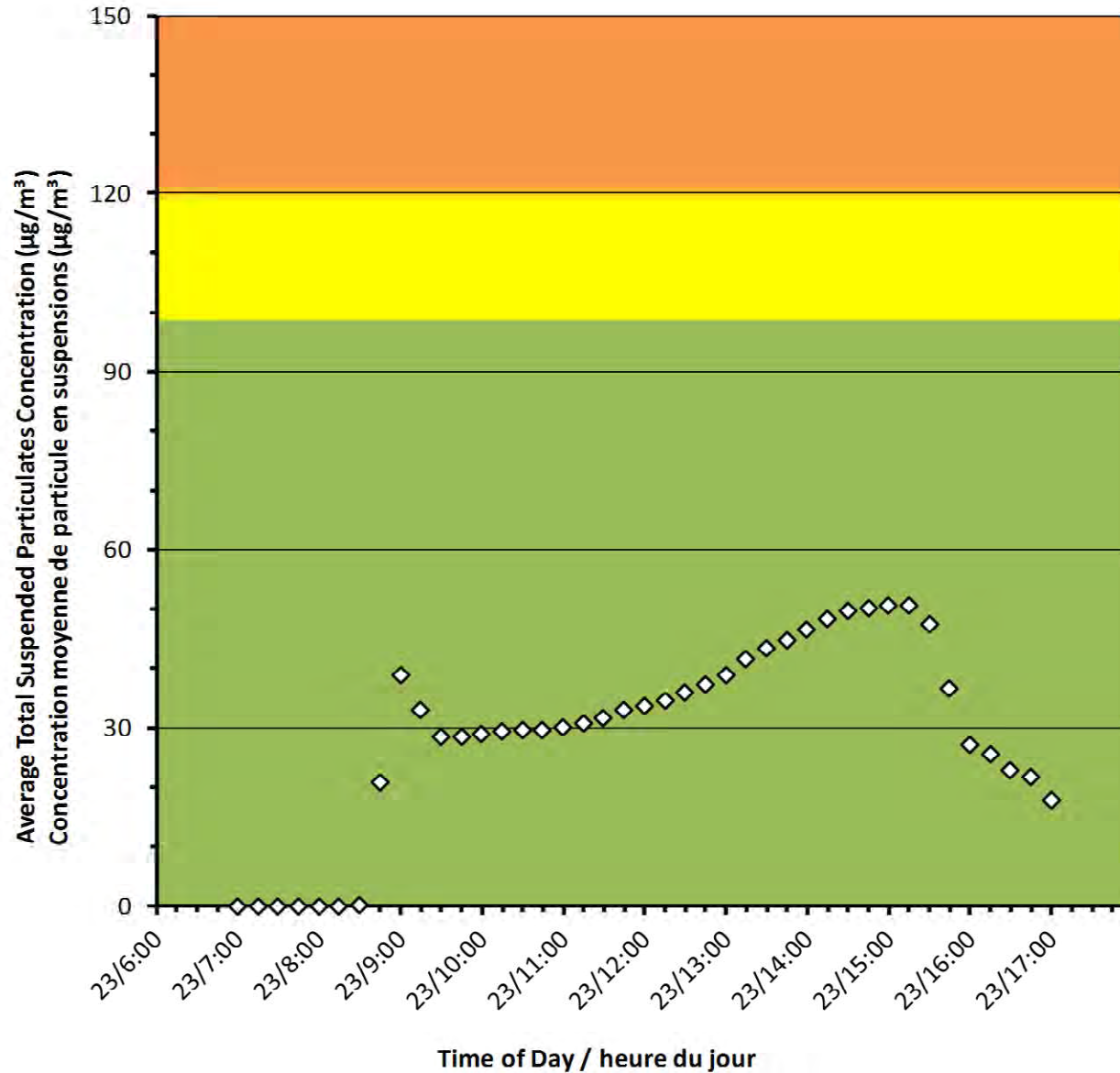
Daily Statistics/Statistiques journalières

51	Maximum Concentration ($\mu\text{g}/\text{m}^3$) Concentration maximale ($\mu\text{g}/\text{m}^3$)
29	Average Concentration ($\mu\text{g}/\text{m}^3$) Concentration moyenne ($\mu\text{g}/\text{m}^3$)

Notes

No additional data. Aucune donnée
additionnelle.

Monitor F/Station F





Canadian Nuclear
Laboratories



Laboratoires Nucléaires
Canadiens

**Port Granby Project
Daily Dust Monitoring Data**

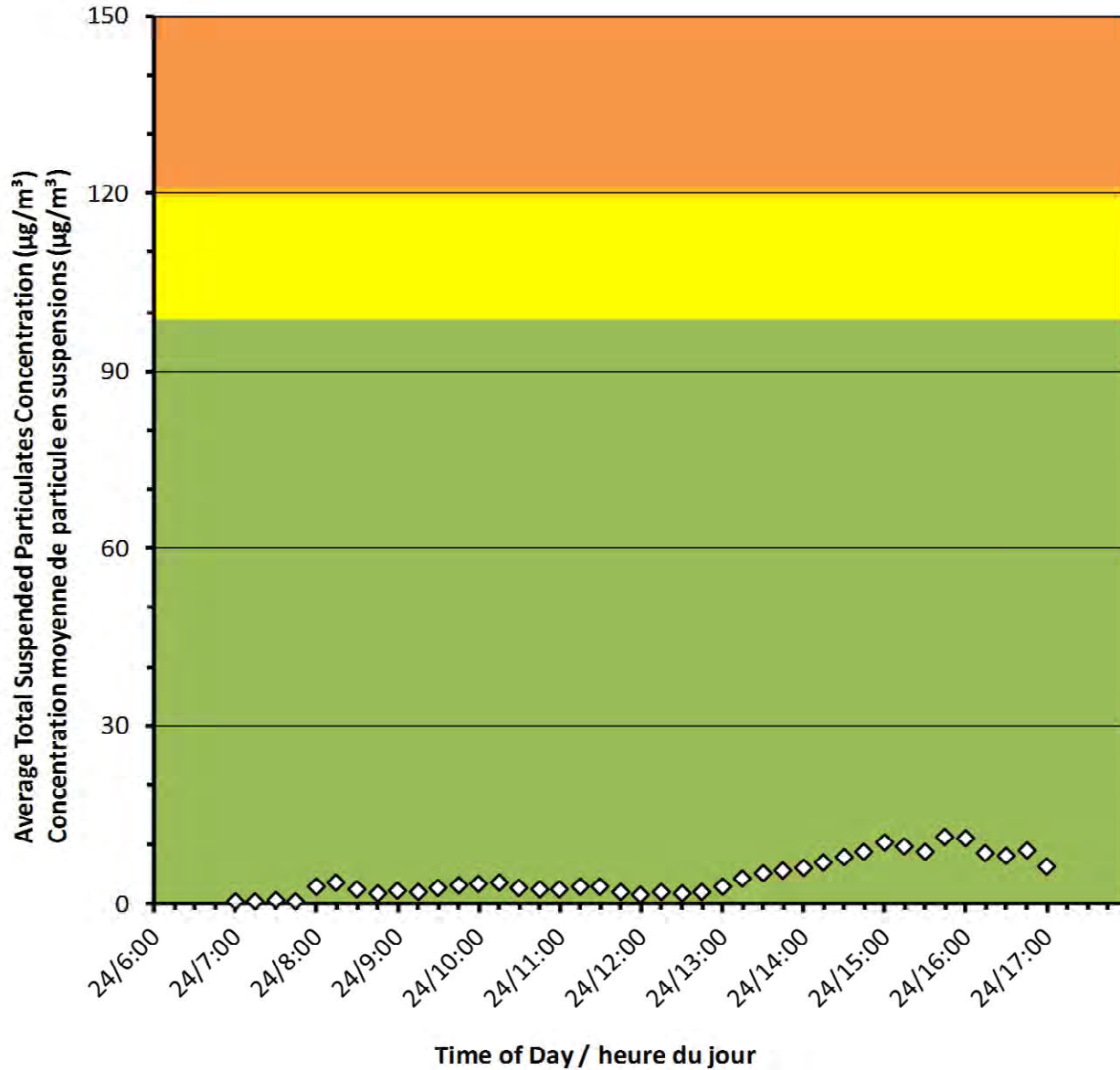
**Projet de Port Granby
Surveillance journalière des particules
en suspensions**

2017/02/24

Legend/Légende

-  Independent Dust Monitoring
Surveillance indépendante
-  Work Site perimeter
Périmètre du chantier general.

Monitor A/Station A



Port Granby Project
Daily Dust Monitoring Data

Projet de Port Granby
Surveillance journalière des
particules en suspensions

2017/02/24

Daily Statistics/Statistiques journalières

11	Maximum Concentration ($\mu\text{g}/\text{m}^3$) Concentration maximale ($\mu\text{g}/\text{m}^3$)
4	Average Concentration ($\mu\text{g}/\text{m}^3$) Concentration moyenne ($\mu\text{g}/\text{m}^3$)

Notes

No additional data. Aucune donnée additionnelle.



Port Granby Project Daily Dust Monitoring Data

Projet de Port Granby Surveillance journalière des particules en suspensions

2017/02/24

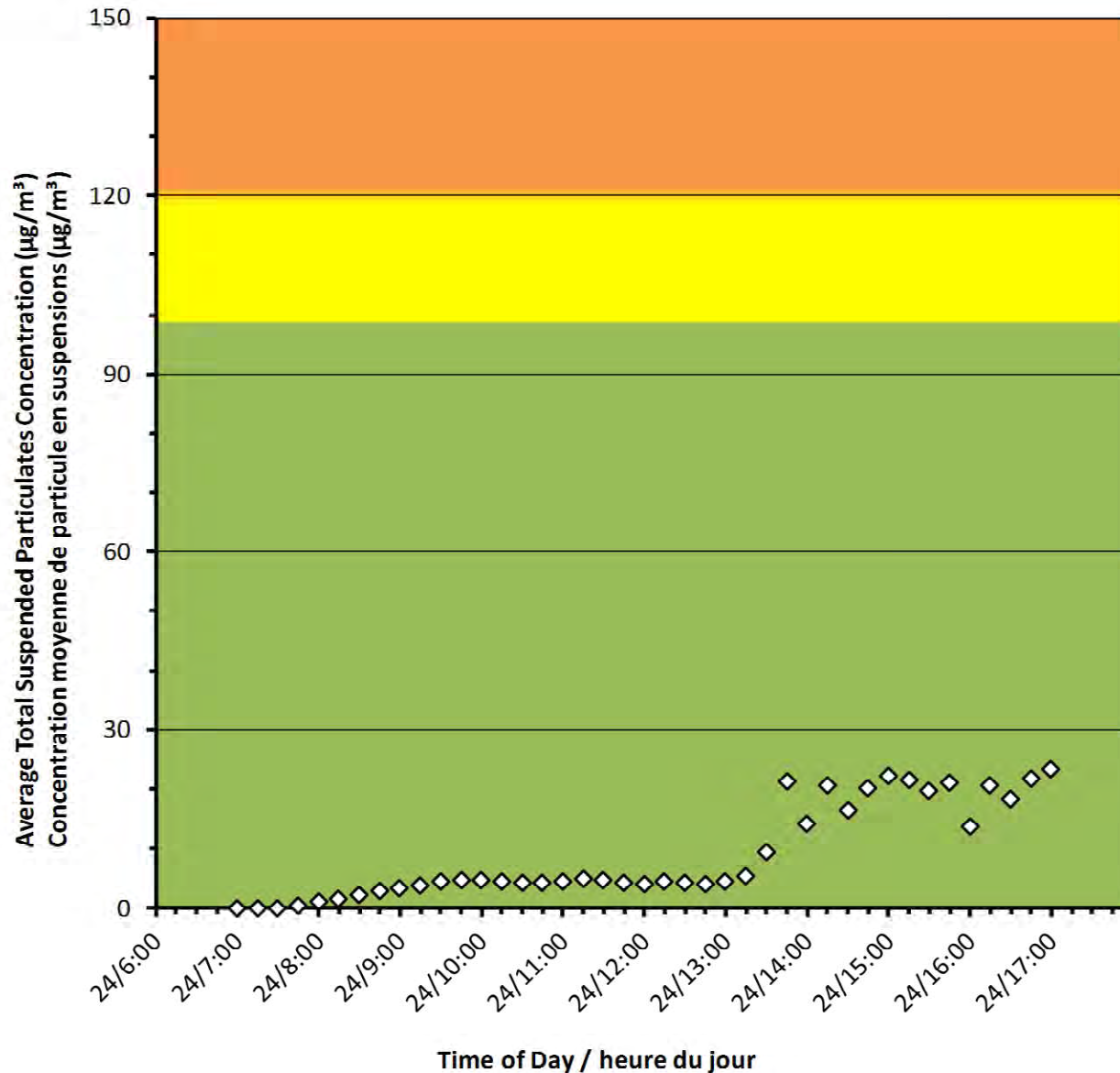
Daily Statistics/Statistiques journalières

23	Maximum Concentration ($\mu\text{g}/\text{m}^3$) Concentration maximale ($\mu\text{g}/\text{m}^3$)
9	Average Concentration ($\mu\text{g}/\text{m}^3$) Concentration moyenne ($\mu\text{g}/\text{m}^3$)

Notes

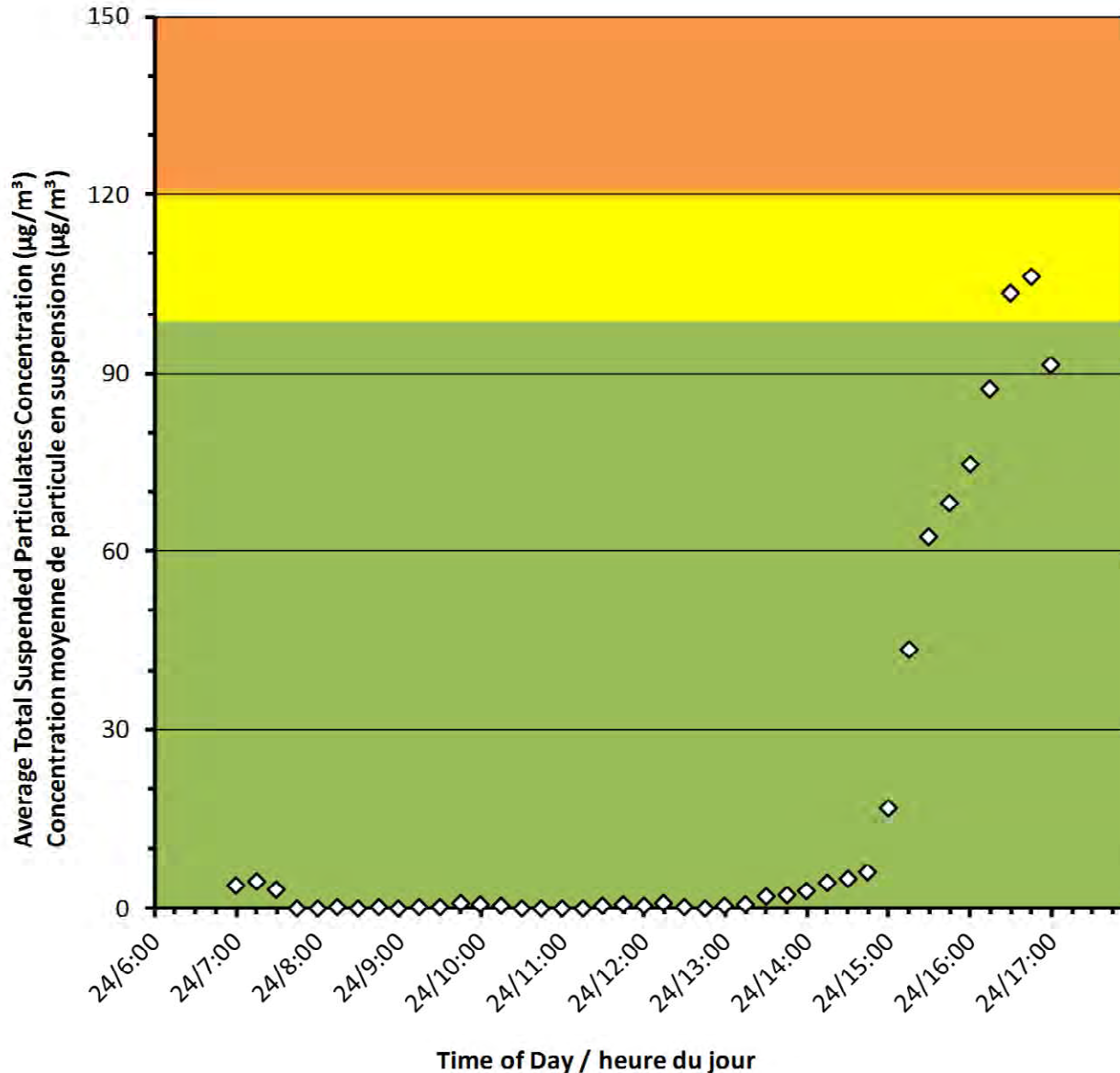
No additional data. Aucune donnée additionnelle.

Monitor B/Station B





Monitor C/Station C



Port Granby Project Daily Dust Monitoring Data

Projet de Port Granby Surveillance journalière des particules en suspensions

2017/02/24

Daily Statistics/Statistiques journalières

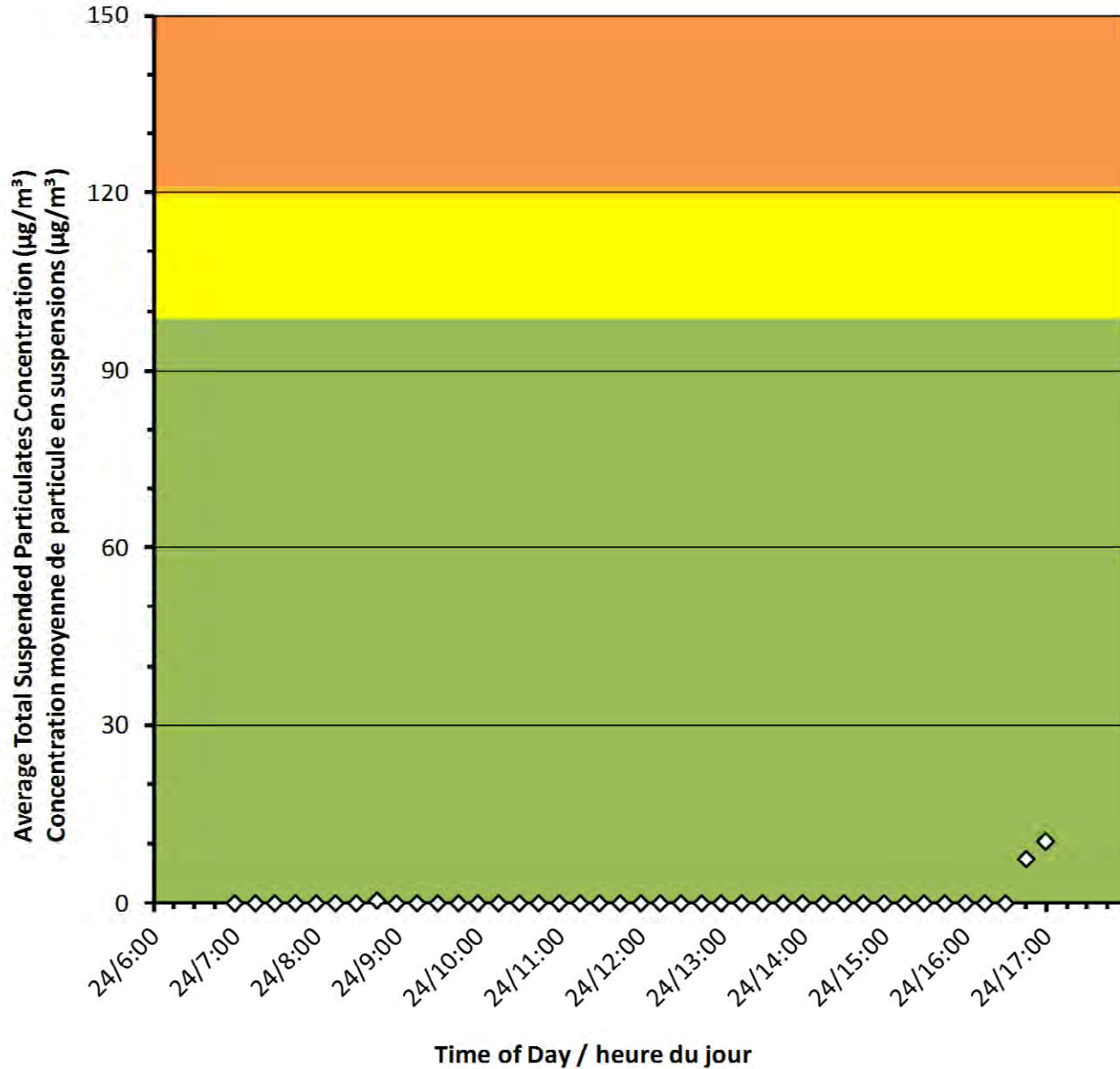
106	Maximum Concentration (µg/m ³) Concentration maximale (µg/m ³)
17	Average Concentration (µg/m ³) Concentration moyenne (µg/m ³)

Notes

Administrative Control Level exceedance(s) attributed to worker vehicles exiting the site close to the monitor.

Dépassement(s) des niveaux de contrôle administratif attribués aux véhicules des travailleurs sortant du chantier, à proximité des moniteurs.

Monitor D/Station D



Port Granby Project
Daily Dust Monitoring Data

Projet de Port Granby
Surveillance journalière des
particules en suspensions

2017/02/24

Daily Statistics/Statistiques journalières

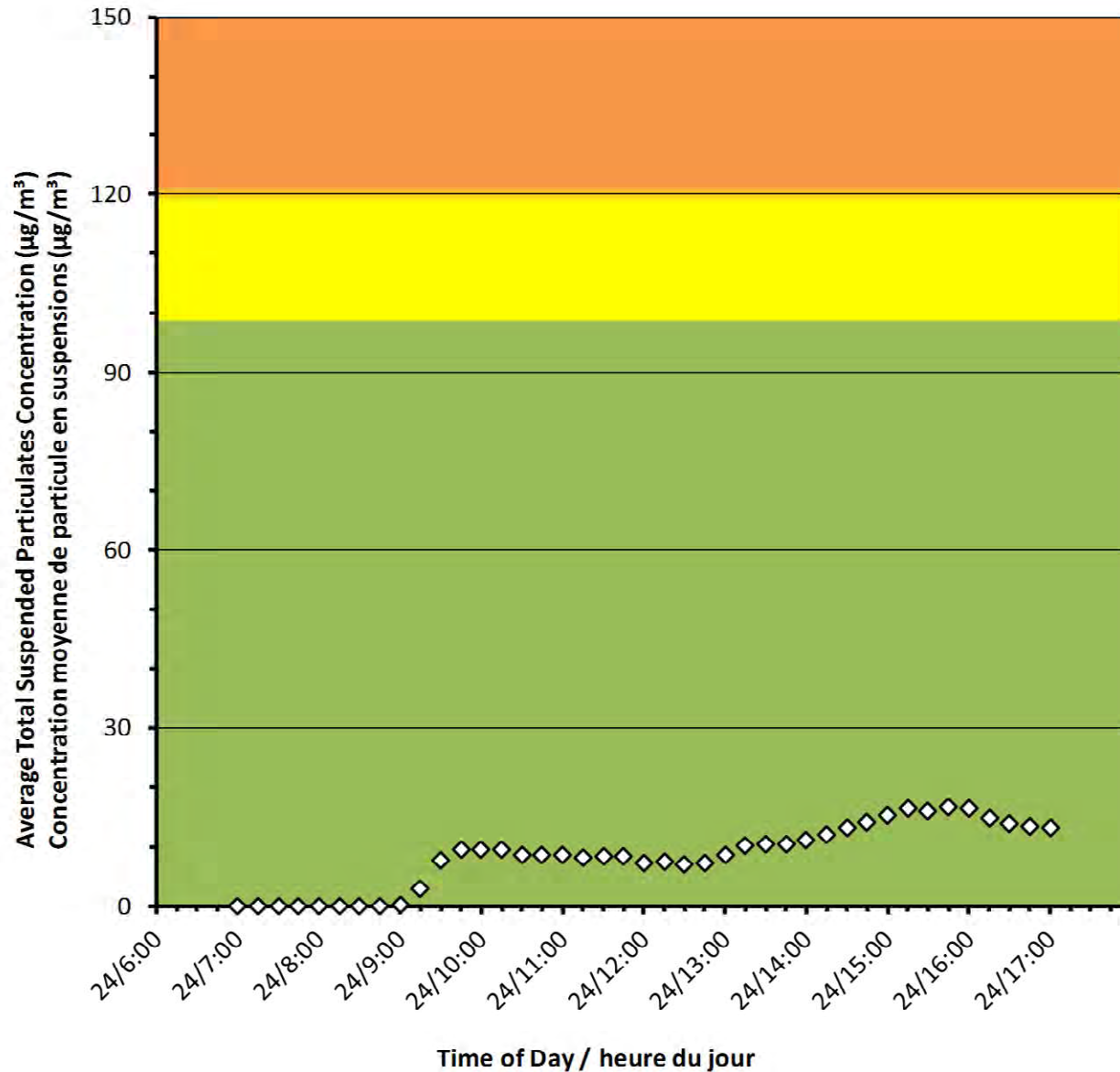
10	Maximum Concentration ($\mu\text{g}/\text{m}^3$) Concentration maximale ($\mu\text{g}/\text{m}^3$)
0	Average Concentration ($\mu\text{g}/\text{m}^3$) Concentration moyenne ($\mu\text{g}/\text{m}^3$)

Notes

No additional data. Aucune donnée additionnelle.



Monitor E/Station E



Port Granby Project Daily Dust Monitoring Data

Projet de Port Granby Surveillance journalière des particules en suspensions

2017/02/24

Daily Statistics/Statistiques journalières

17	Maximum Concentration ($\mu\text{g}/\text{m}^3$) Concentration maximale ($\mu\text{g}/\text{m}^3$)
8	Average Concentration ($\mu\text{g}/\text{m}^3$) Concentration moyenne ($\mu\text{g}/\text{m}^3$)

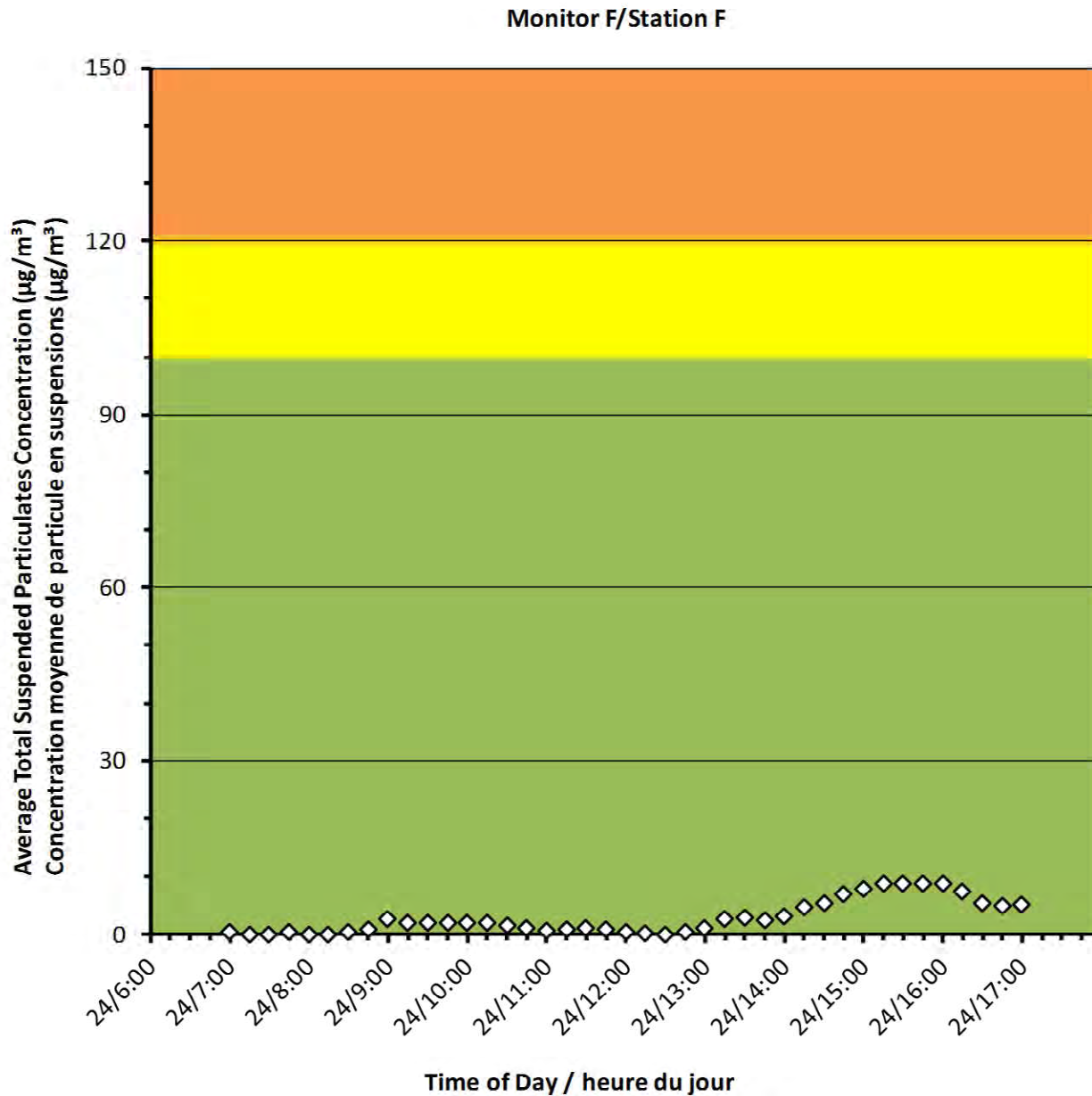
Notes

No additional data. Aucune donnée additionnelle.

Port Granby Project
Daily Dust Monitoring Data

Projet de Port Granby
Surveillance journalière des
particules en suspensions

2017/02/24



Daily Statistics/Statistiques journalières

9	Maximum Concentration ($\mu\text{g}/\text{m}^3$) Concentration maximale ($\mu\text{g}/\text{m}^3$)
2	Average Concentration ($\mu\text{g}/\text{m}^3$) Concentration moyenne ($\mu\text{g}/\text{m}^3$)

Notes

No additional data. Aucune donnée additionnelle.



Canadian Nuclear
Laboratories



Laboratoires Nucléaires
Canadiens

Port Granby Project
Daily Dust Monitoring Data

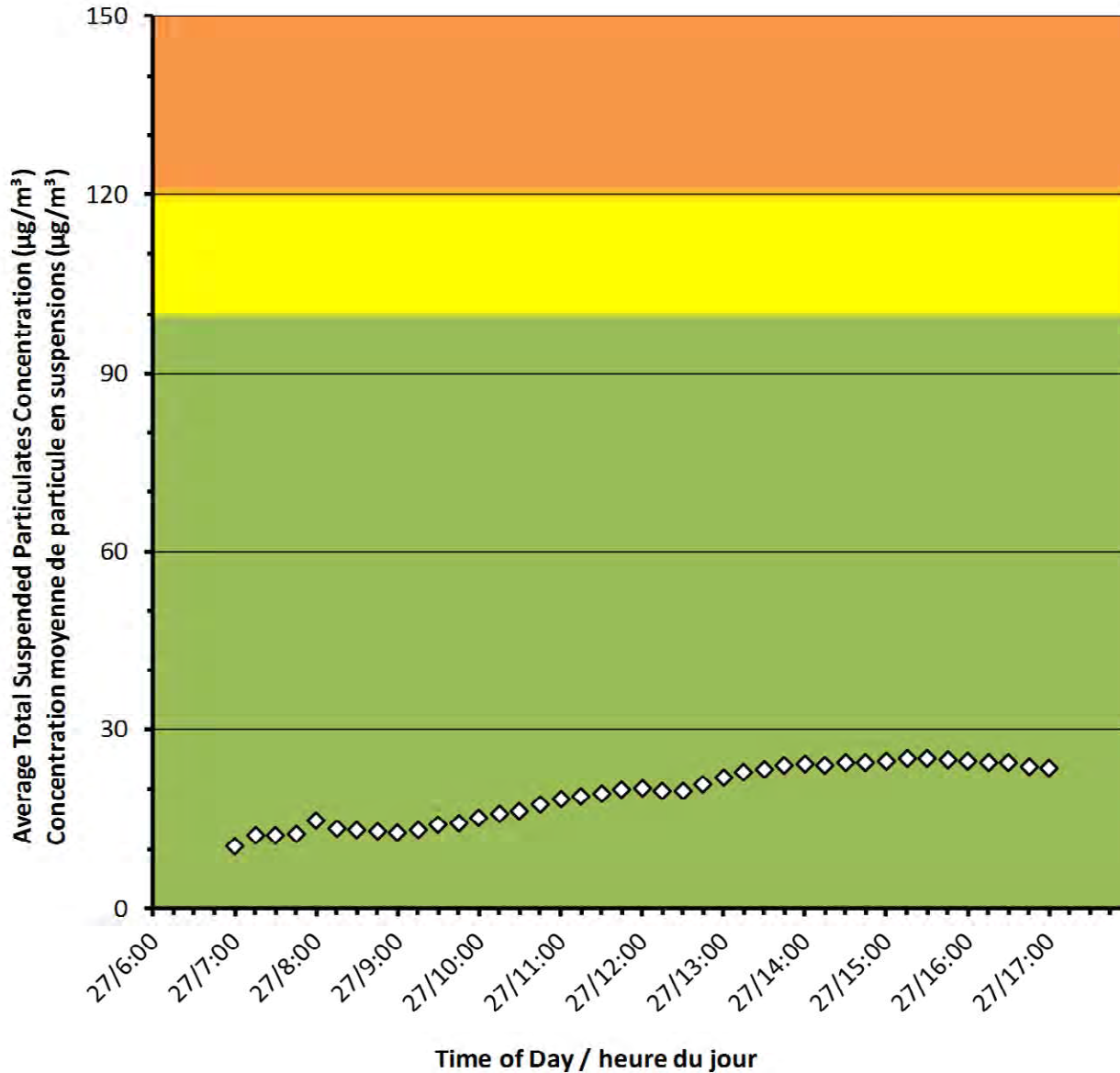
Projet de Port Granby
Surveillance journalière des particules
en suspensions

2017/02/27

Legend/Légende

-  Independent Dust Monitoring
Surveillance indépendante
-  Work Site perimeter
Périmètre du chantier general.

Monitor A/Station A



**Port Granby Project
Daily Dust Monitoring Data**

**Projet de Port Granby
Surveillance journalière des
particules en suspensions**

2017/02/27

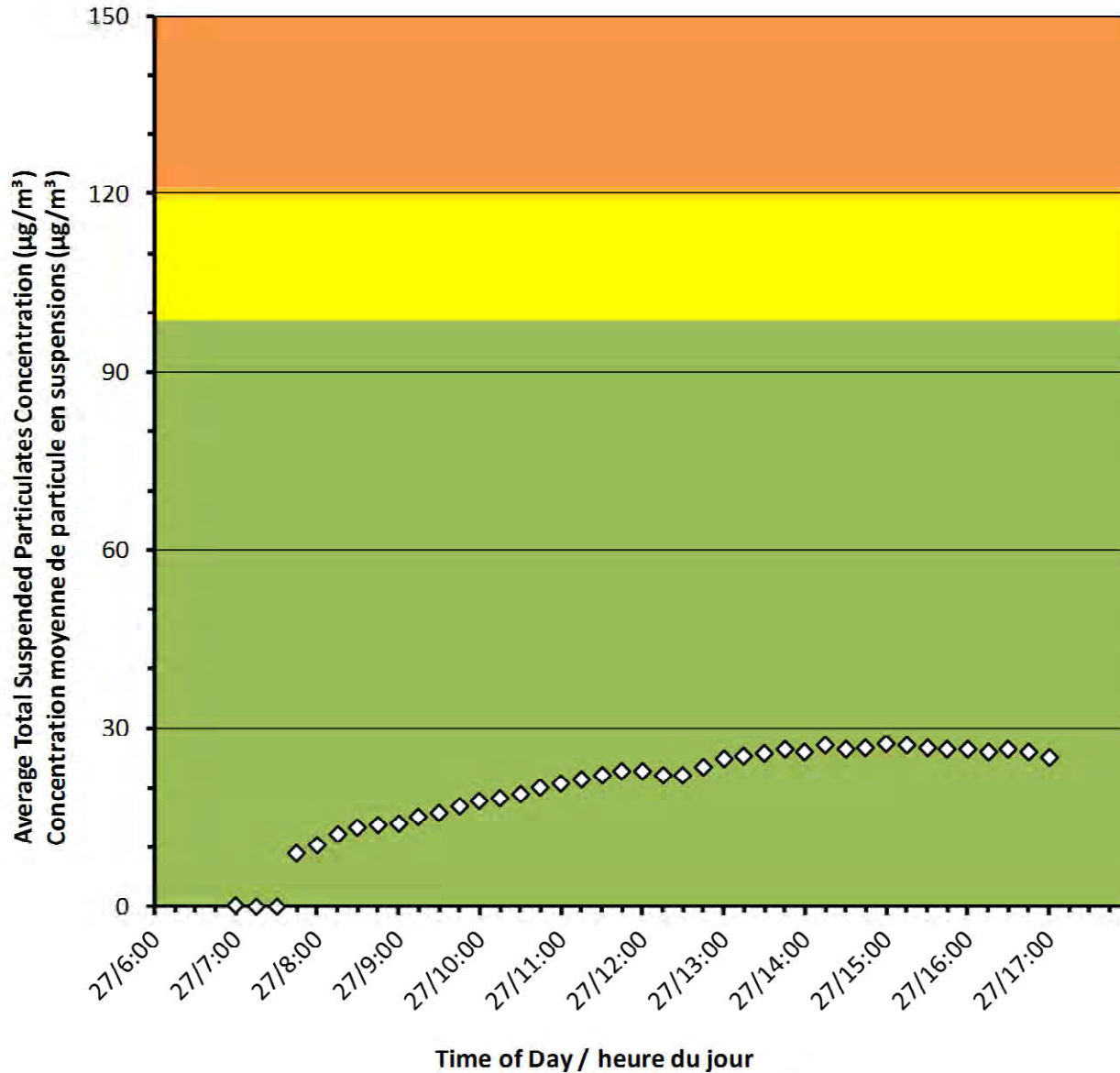
Daily Statistics/Statistiques journalières

25	Maximum Concentration (µg/m ³) Concentration maximale (µg/m ³)
19	Average Concentration (µg/m ³) Concentration moyenne (µg/m ³)

Notes

No additional data. Aucune donnée additionnelle.

Monitor B/Station B



**Port Granby Project
Daily Dust Monitoring Data**

**Projet de Port Granby
Surveillance journalière des
particules en suspensions**

2017/02/27

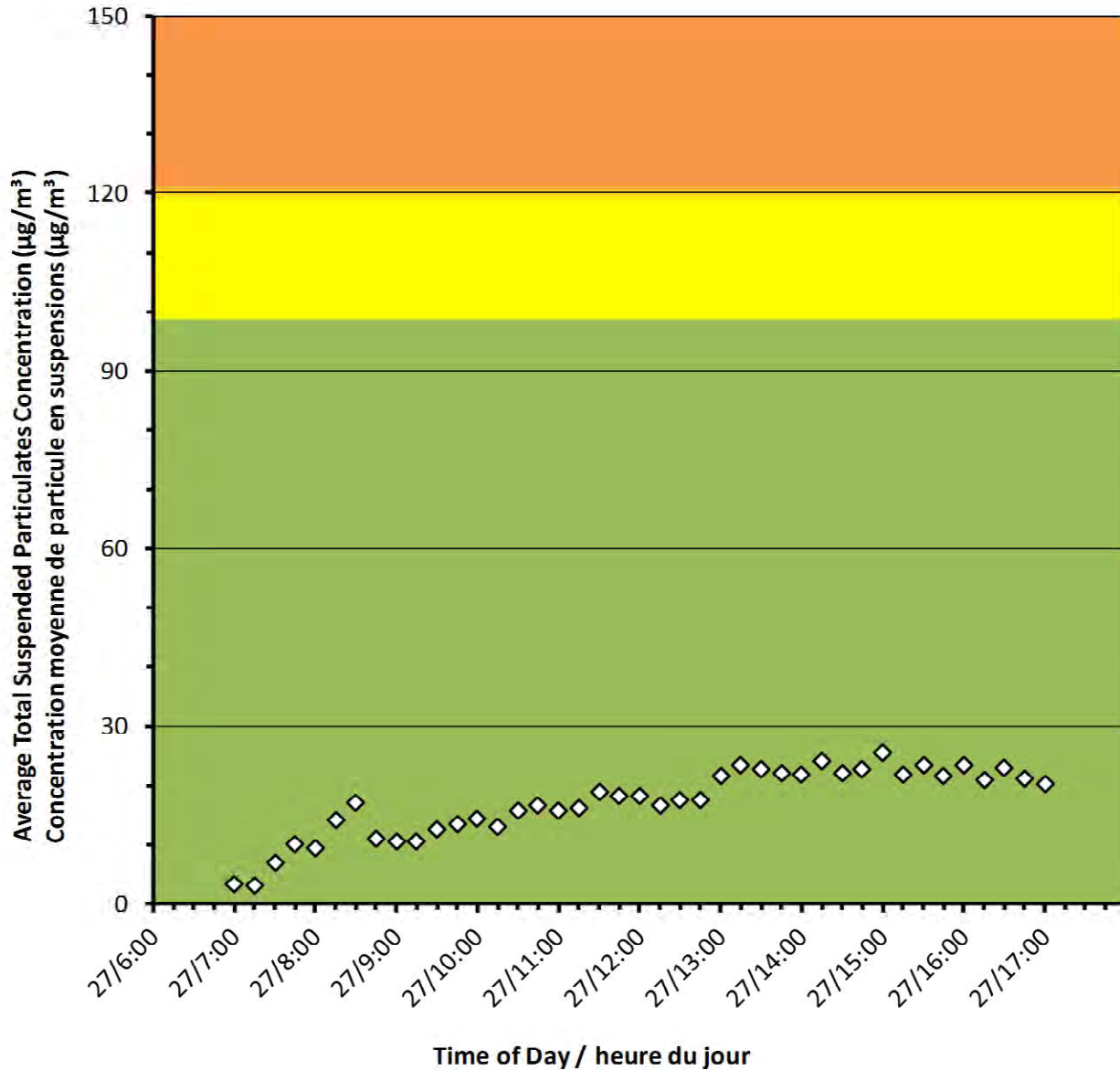
Daily Statistics/Statistiques journalières

27	Maximum Concentration (µg/m ³) Concentration maximale (µg/m ³)
20	Average Concentration (µg/m ³) Concentration moyenne (µg/m ³)

Notes

No additional data. Aucune donnée additionnelle.

Monitor C/Station C



Port Granby Project Daily Dust Monitoring Data

Projet de Port Granby Surveillance journalière des particules en suspensions

2017/02/27

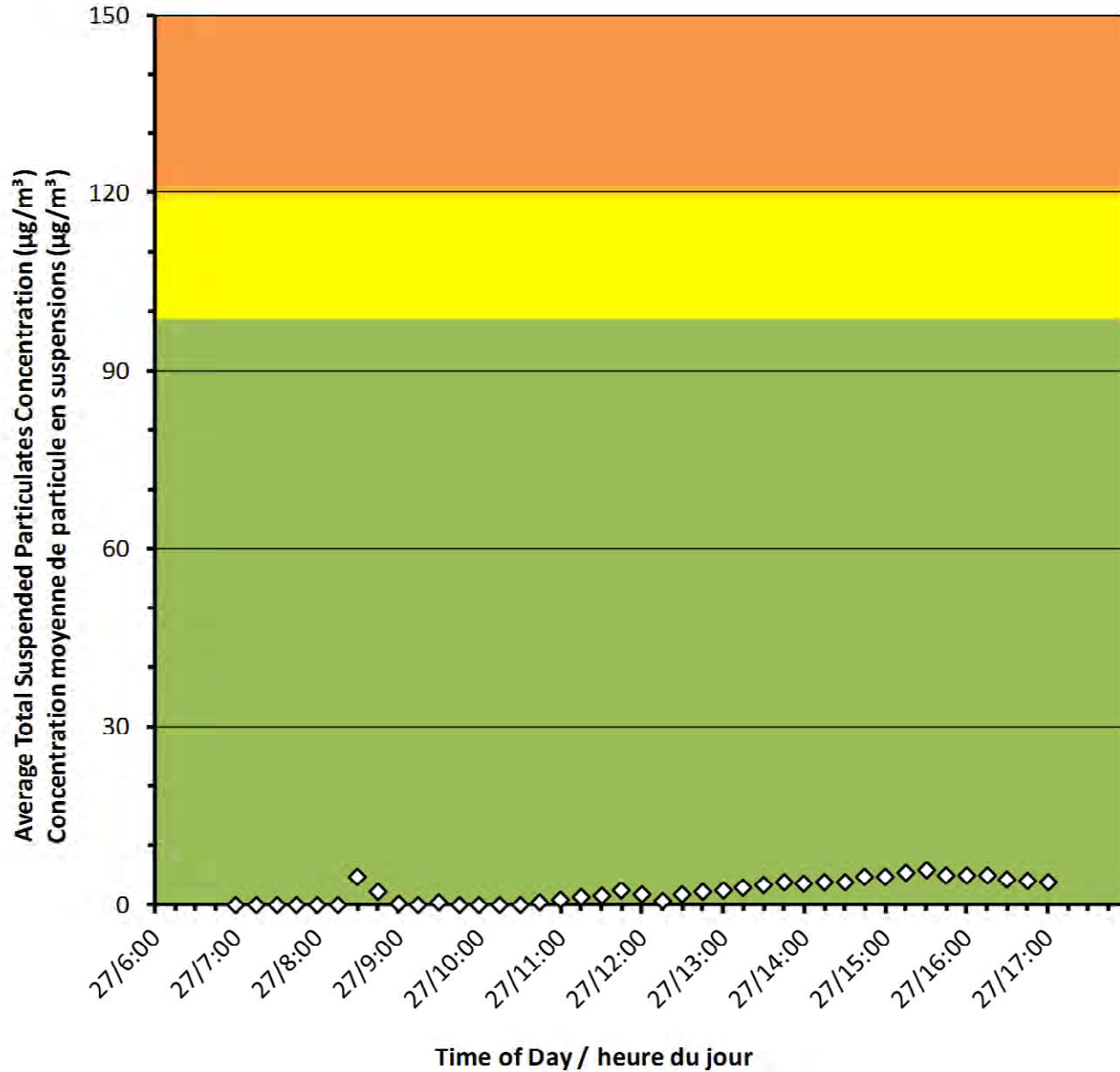
Daily Statistics/Statistiques journalières

26	Maximum Concentration (µg/m ³) Concentration maximale (µg/m ³)
17	Average Concentration (µg/m ³) Concentration moyenne (µg/m ³)

Notes

No additional data. Aucune donnée additionnelle.

Monitor D/Station D



Port Granby Project Daily Dust Monitoring Data

Projet de Port Granby Surveillance journalière des particules en suspensions

2017/02/27

Daily Statistics/Statistiques journalières

6	Maximum Concentration (µg/m ³) Concentration maximale (µg/m ³)
2	Average Concentration (µg/m ³) Concentration moyenne (µg/m ³)

Notes

No additional data. Aucune donnée additionnelle.



Port Granby Project Daily Dust Monitoring Data

Projet de Port Granby Surveillance journalière des particules en suspensions

2017/02/27

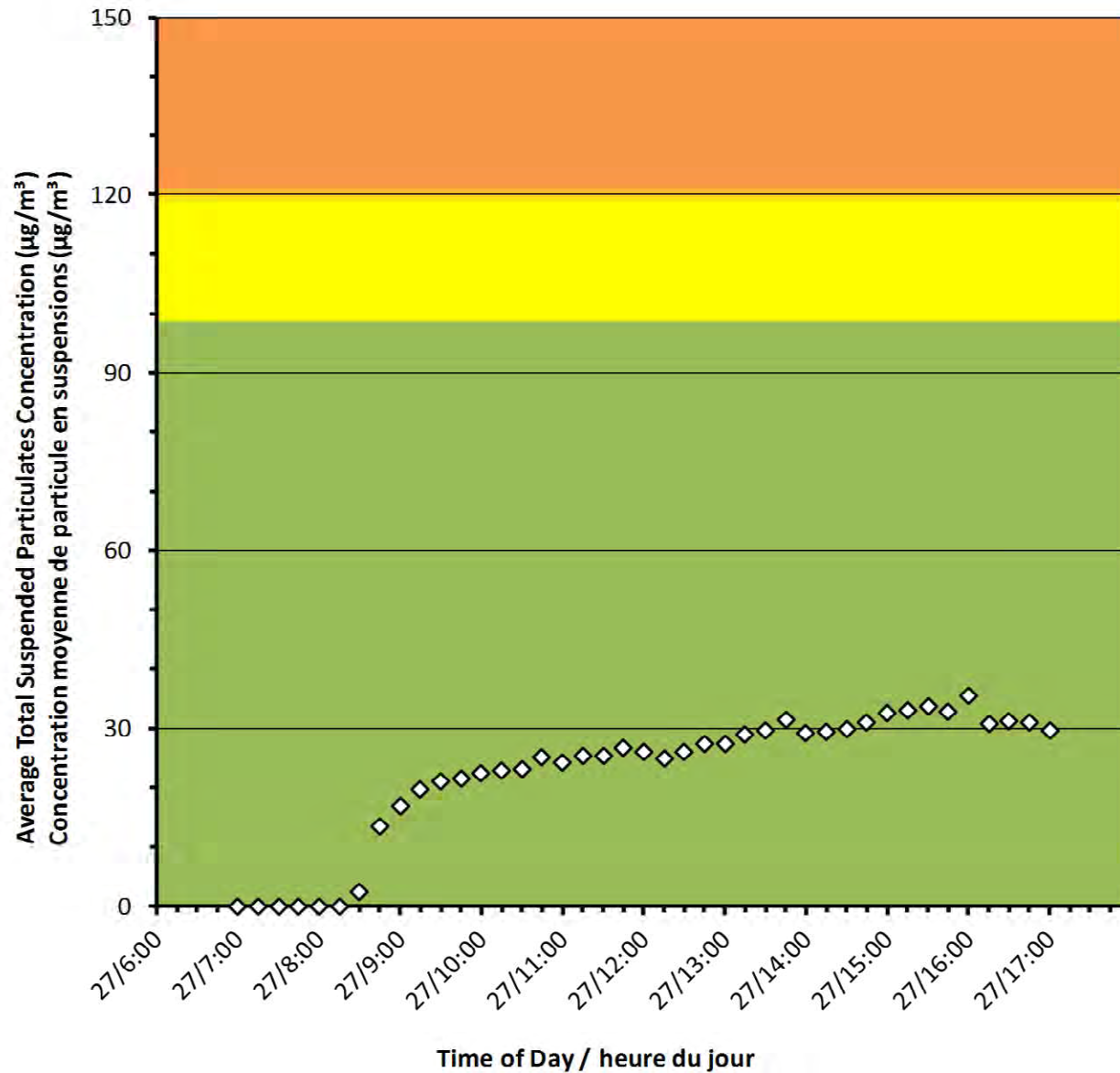
Daily Statistics/Statistiques journalières

35	Maximum Concentration ($\mu\text{g}/\text{m}^3$) Concentration maximale ($\mu\text{g}/\text{m}^3$)
20	Average Concentration ($\mu\text{g}/\text{m}^3$) Concentration moyenne ($\mu\text{g}/\text{m}^3$)

Notes

No additional data. Aucune donnée
additionnelle.

Monitor E/Station E





Port Granby Project Daily Dust Monitoring Data

Projet de Port Granby Surveillance journalière des particules en suspensions

2017/02/27

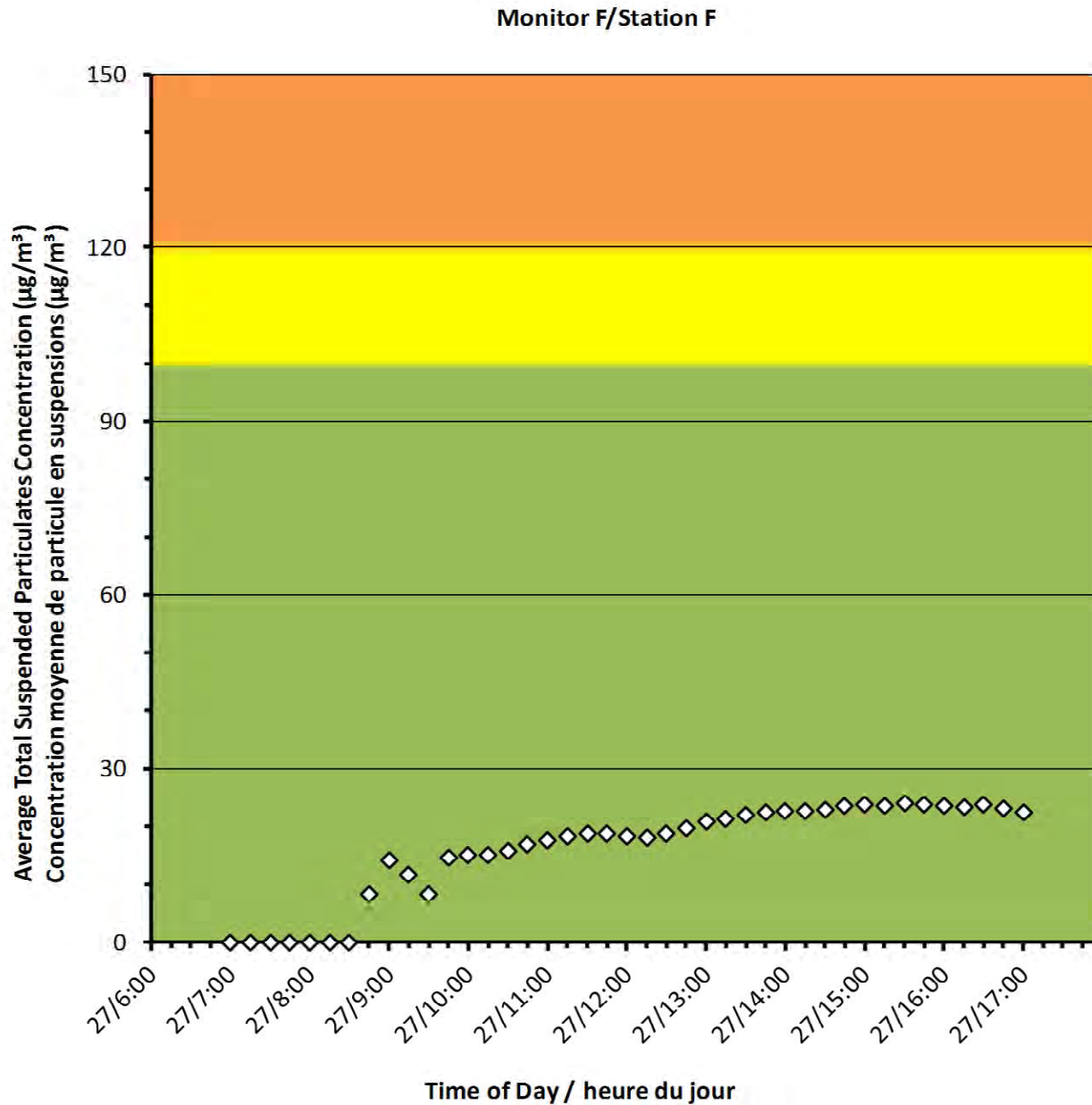
Daily Statistics/Statistiques journalières

24

Maximum Concentration ($\mu\text{g}/\text{m}^3$)
Concentration maximale ($\mu\text{g}/\text{m}^3$)

16

Average Concentration ($\mu\text{g}/\text{m}^3$)
Concentration moyenne ($\mu\text{g}/\text{m}^3$)



Notes

No additional data. Aucune donnée additionnelle.



Canadian Nuclear Laboratories | Laboratoires Nucléaires Canadiens

**Port Granby Project
Daily Dust Monitoring Data**

**Projet de Port Granby
Surveillance journalière des particules
en suspensions**

2017/02/28

Legend/Légende



Independent Dust Monitoring
Surveillance indépendante



Work Site perimeter
Périmètre du chantier général.



Port Granby Project Daily Dust Monitoring Data

Projet de Port Granby Surveillance journalière des particules en suspensions

2017/02/28

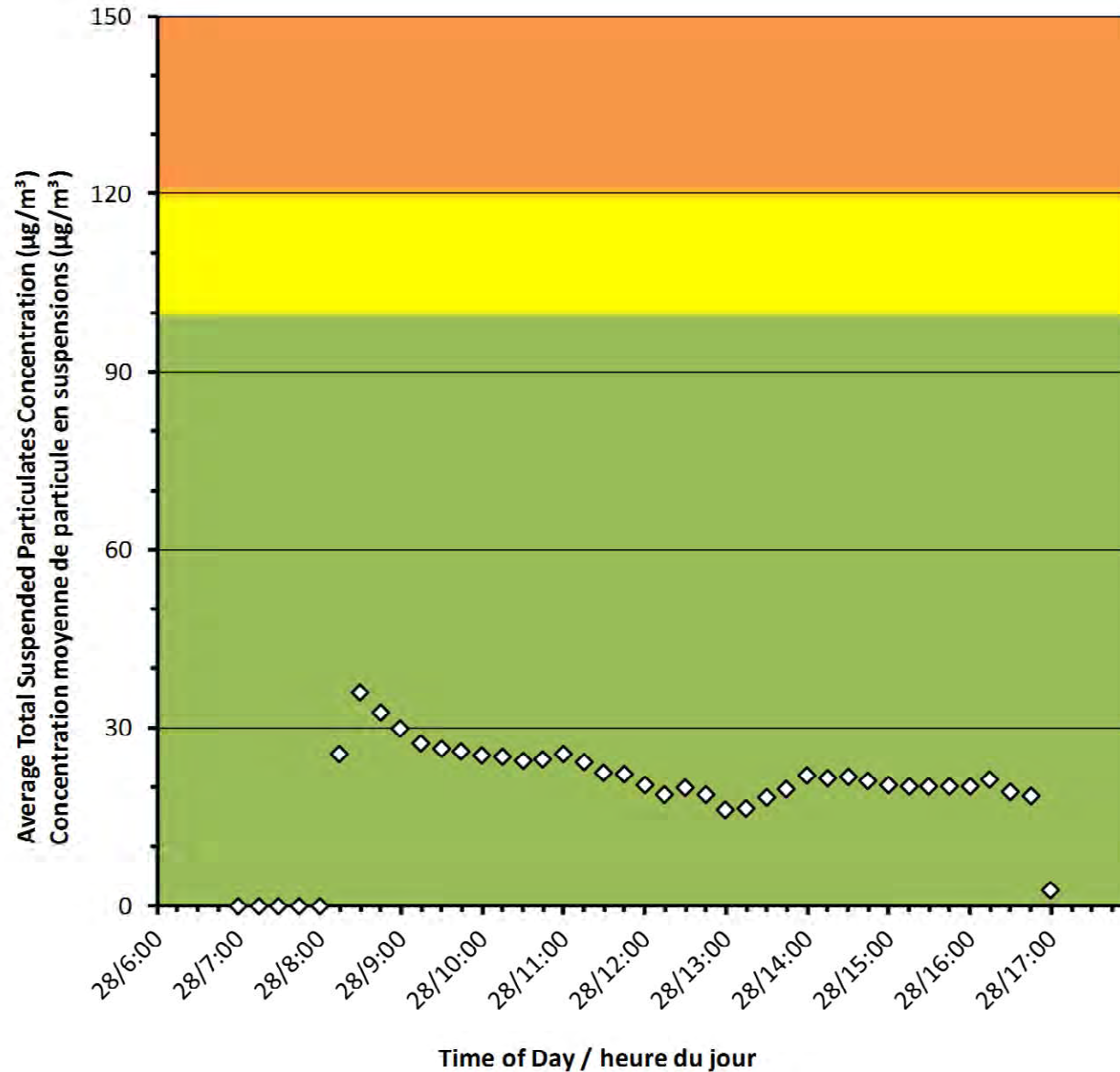
Daily Statistics/Statistiques journalières

36	Maximum Concentration ($\mu\text{g}/\text{m}^3$) Concentration maximale ($\mu\text{g}/\text{m}^3$)
19	Average Concentration ($\mu\text{g}/\text{m}^3$) Concentration moyenne ($\mu\text{g}/\text{m}^3$)

Notes

No additional data. Aucune donnée
additionnelle.

Monitor A/Station A



Port Granby Project
Daily Dust Monitoring Data

Projet de Port Granby
Surveillance journalière des
particules en suspensions

2017/02/28

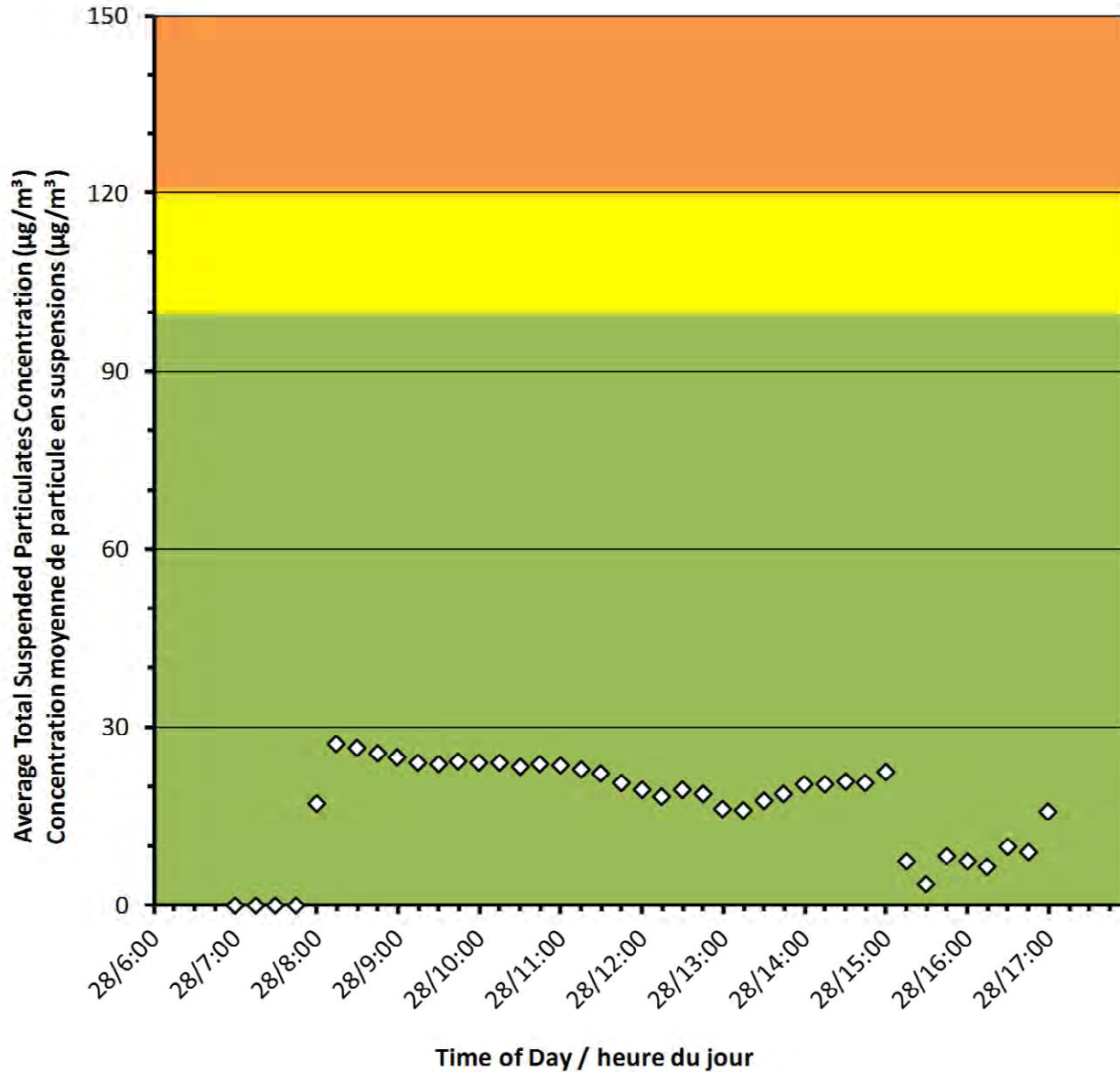
Daily Statistics/Statistiques journalières

27	Maximum Concentration ($\mu\text{g}/\text{m}^3$) Concentration maximale ($\mu\text{g}/\text{m}^3$)
17	Average Concentration ($\mu\text{g}/\text{m}^3$) Concentration moyenne ($\mu\text{g}/\text{m}^3$)

Notes

No additional data. Aucune donnée additionnelle.

Monitor B/Station B





Port Granby Project Daily Dust Monitoring Data

Projet de Port Granby Surveillance journalière des particules en suspensions

2017/02/28

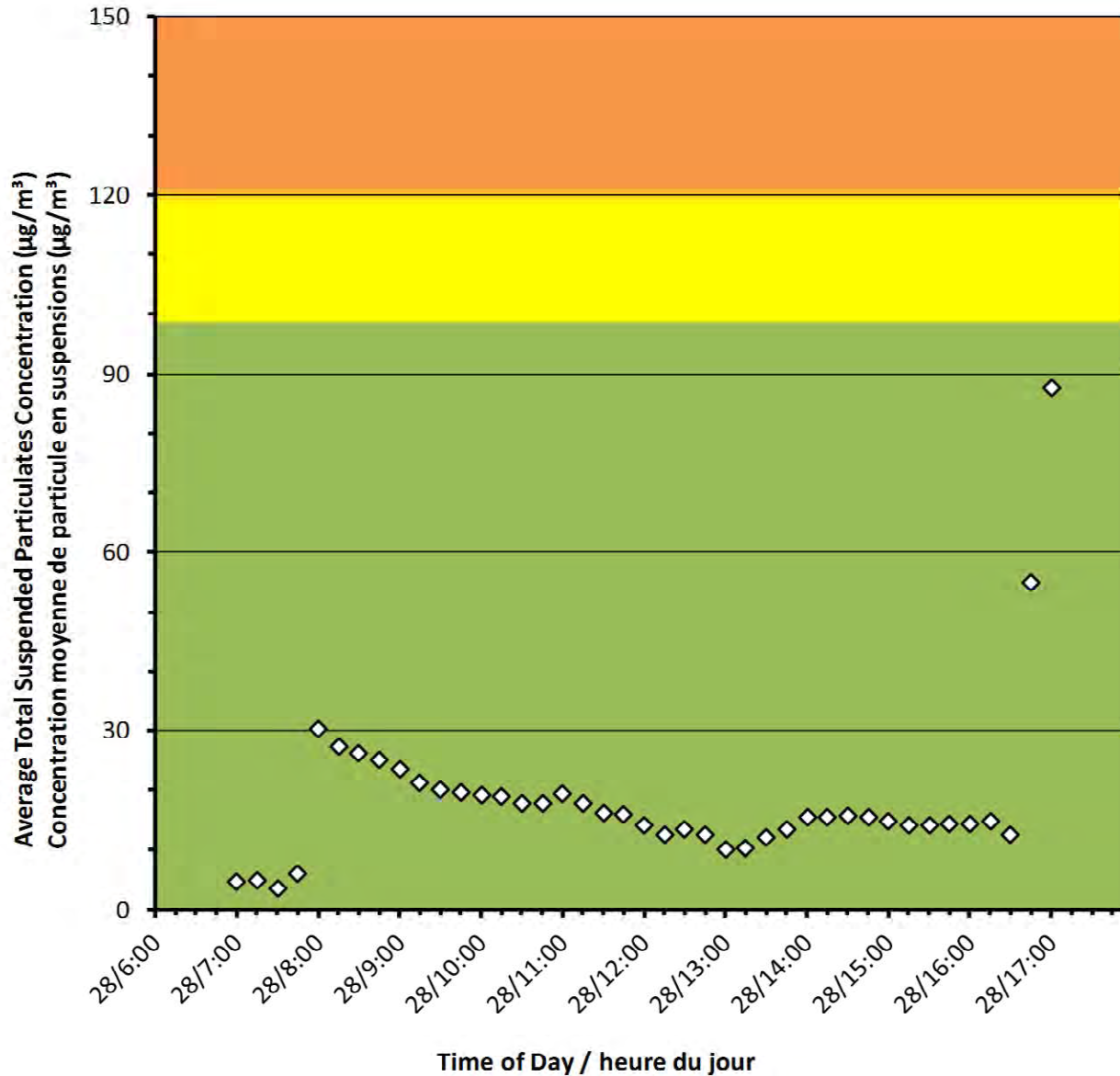
Daily Statistics/Statistiques journalières

88	Maximum Concentration ($\mu\text{g}/\text{m}^3$) Concentration maximale ($\mu\text{g}/\text{m}^3$)
19	Average Concentration ($\mu\text{g}/\text{m}^3$) Concentration moyenne ($\mu\text{g}/\text{m}^3$)

Notes

No additional data. Aucune donnée additionnelle.

Monitor C/Station C





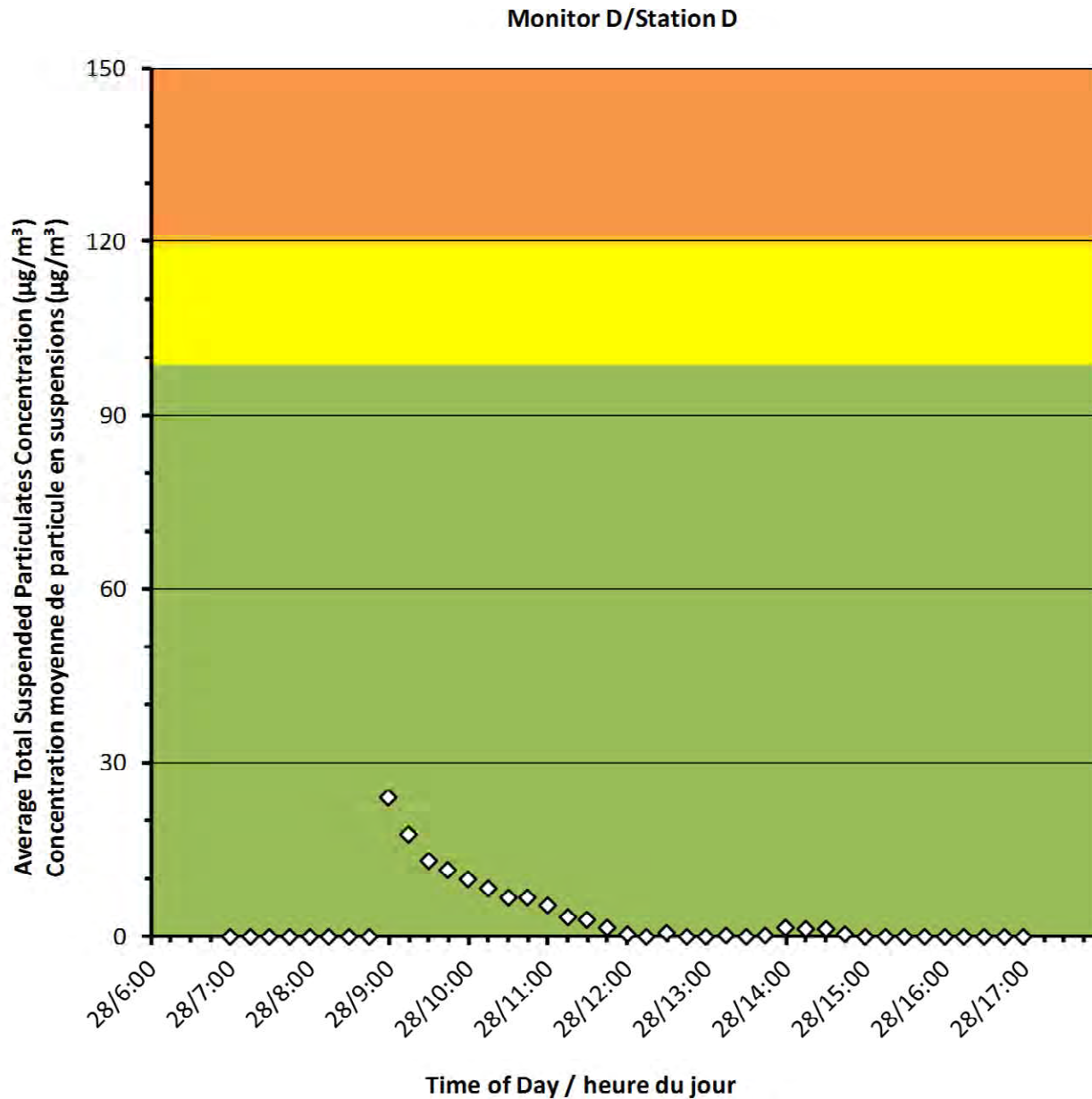
Port Granby Project Daily Dust Monitoring Data

Projet de Port Granby Surveillance journalière des particules en suspensions

2017/02/28

Daily Statistics/Statistiques journalières

24	Maximum Concentration ($\mu\text{g}/\text{m}^3$) Concentration maximale ($\mu\text{g}/\text{m}^3$)
3	Average Concentration ($\mu\text{g}/\text{m}^3$) Concentration moyenne ($\mu\text{g}/\text{m}^3$)



Notes

No additional data. Aucune donnée additionnelle.



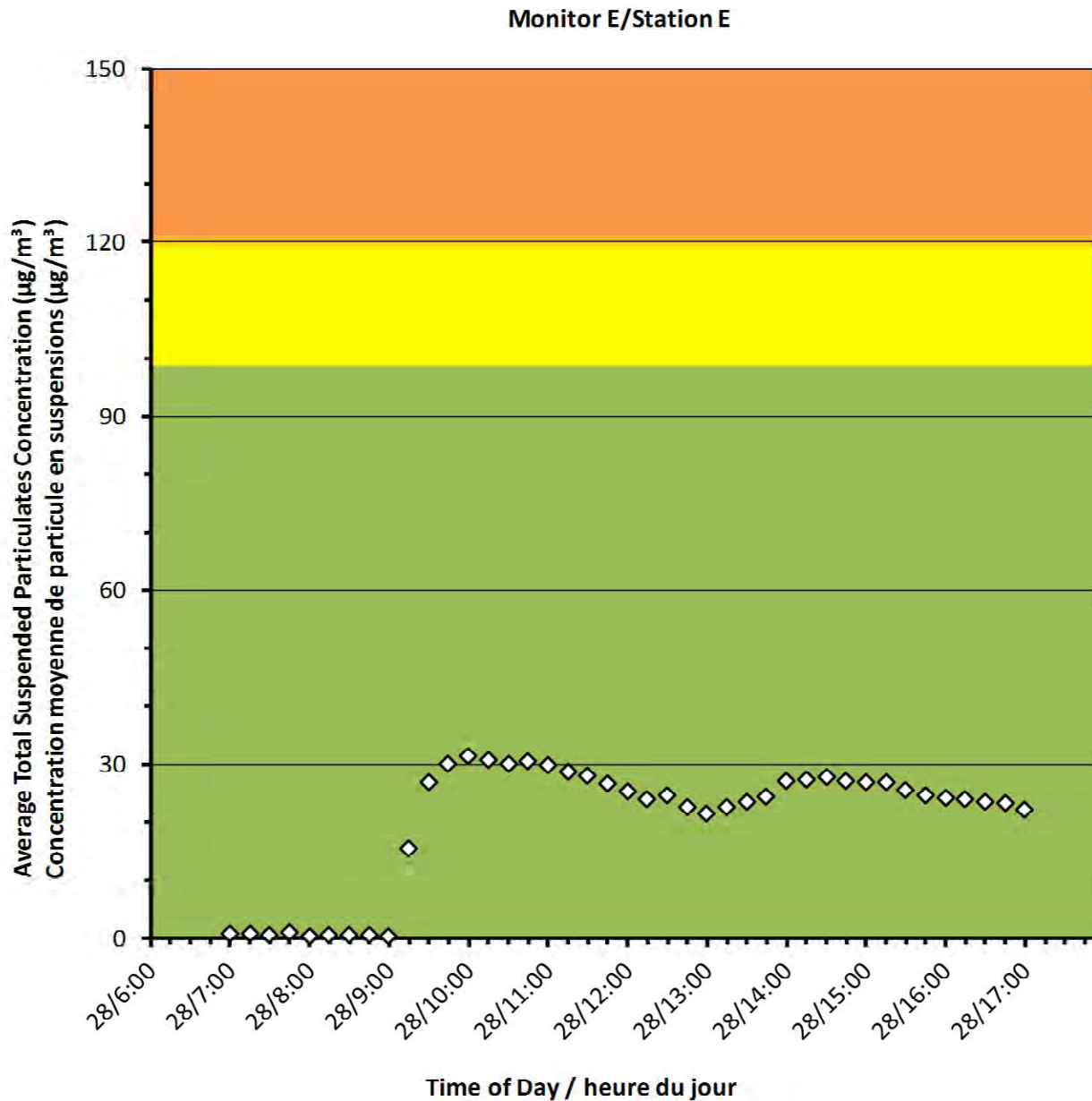
Port Granby Project Daily Dust Monitoring Data

Projet de Port Granby Surveillance journalière des particules en suspensions

2017/02/28

Daily Statistics/Statistiques journalières

31	Maximum Concentration ($\mu\text{g}/\text{m}^3$) Concentration maximale ($\mu\text{g}/\text{m}^3$)
20	Average Concentration ($\mu\text{g}/\text{m}^3$) Concentration moyenne ($\mu\text{g}/\text{m}^3$)



Notes

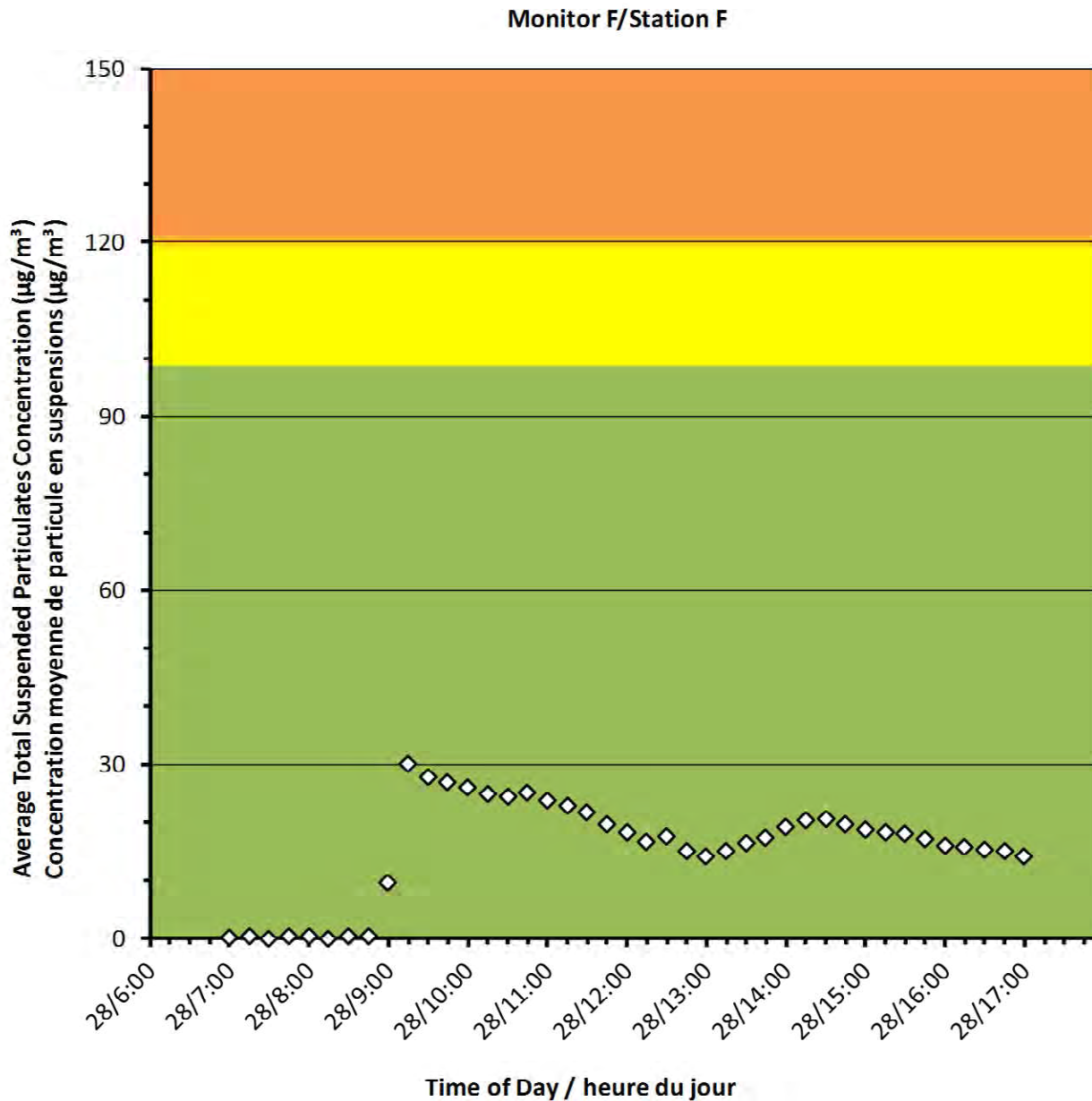
No additional data. Aucune donnée additionnelle.



Port Granby Project Daily Dust Monitoring Data

Projet de Port Granby Surveillance journalière des particules en suspensions

2017/02/28



Daily Statistics/Statistiques journalières

30

Maximum Concentration ($\mu\text{g}/\text{m}^3$)
Concentration maximale ($\mu\text{g}/\text{m}^3$)

16

Average Concentration ($\mu\text{g}/\text{m}^3$)
Concentration moyenne ($\mu\text{g}/\text{m}^3$)

Notes

No additional data. Aucune donnée additionnelle.



Canadian Nuclear
Laboratories

Laboratoires Nucléaires
Canadiens

Port Granby Project
Daily Dust Monitoring Data

Projet de Port Granby
Surveillance journalière des particules
en suspensions

2017/03/01

Legend/Légende



Independent Dust Monitoring
Surveillance indépendante



Work Site perimeter
Périmètre du chantier général.



Port Granby Project Daily Dust Monitoring Data

Projet de Port Granby Surveillance journalière des particules en suspensions

2017/03/01

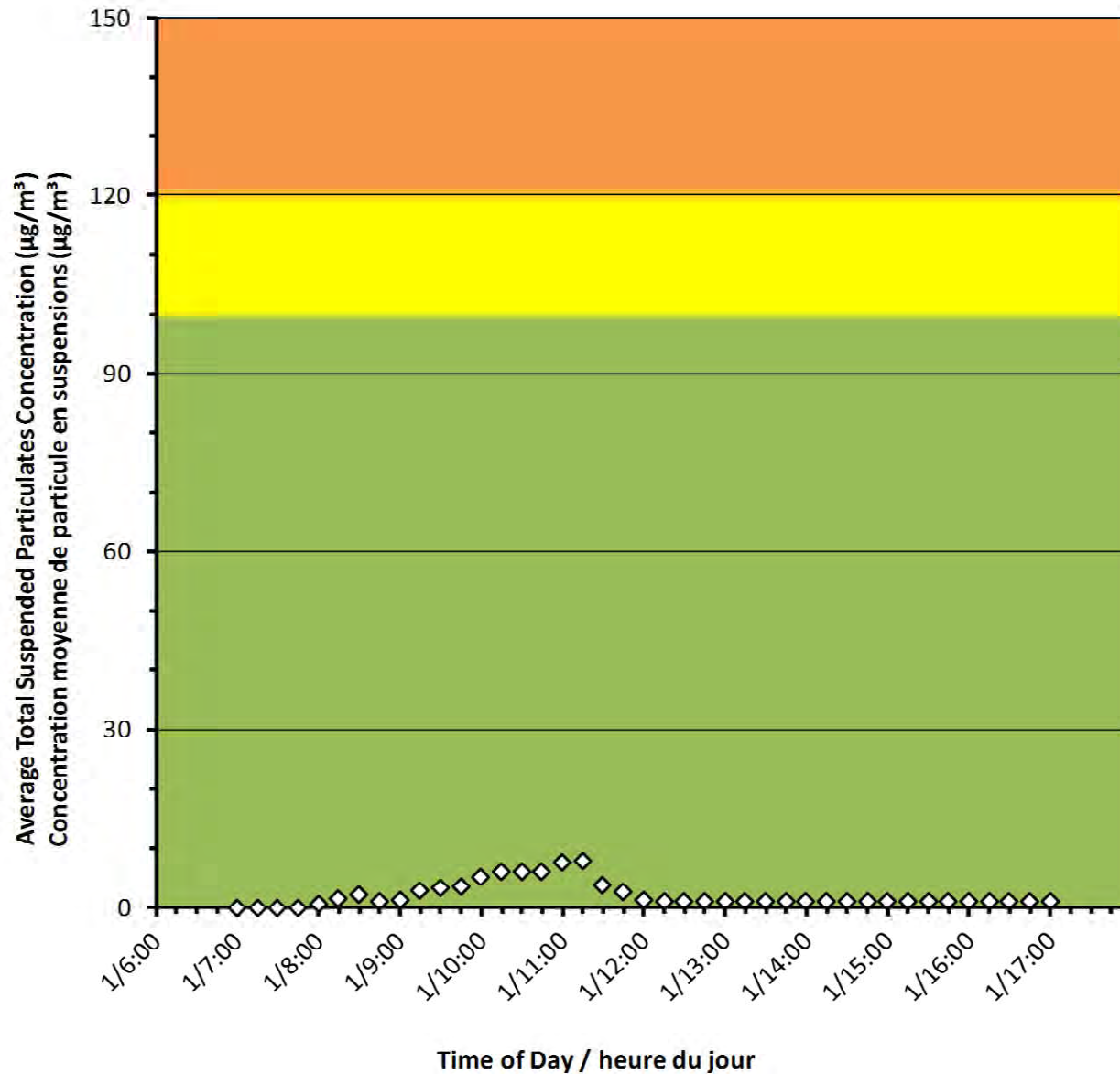
Daily Statistics/Statistiques journalières

8	Maximum Concentration ($\mu\text{g}/\text{m}^3$) Concentration maximale ($\mu\text{g}/\text{m}^3$)
2	Average Concentration ($\mu\text{g}/\text{m}^3$) Concentration moyenne ($\mu\text{g}/\text{m}^3$)

Notes

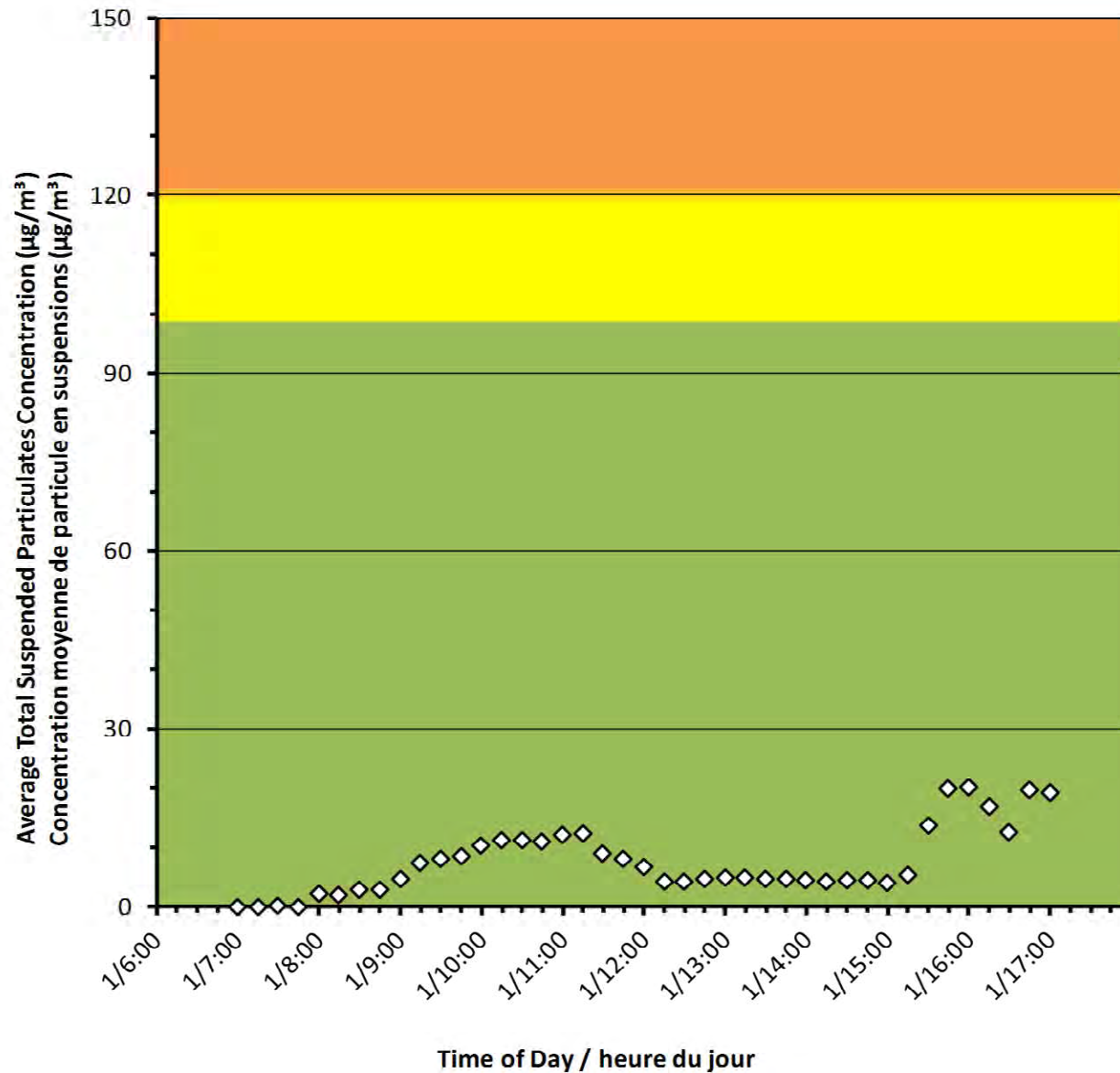
No additional data. Aucune donnée
additionnelle.

Monitor A/Station A





Monitor B/Station B



Port Granby Project Daily Dust Monitoring Data

Projet de Port Granby Surveillance journalière des particules en suspensions

2017/03/01

Daily Statistics/Statistiques journalières

20	Maximum Concentration ($\mu\text{g}/\text{m}^3$) Concentration maximale ($\mu\text{g}/\text{m}^3$)
8	Average Concentration ($\mu\text{g}/\text{m}^3$) Concentration moyenne ($\mu\text{g}/\text{m}^3$)

Notes

No additional data. Aucune donnée additionnelle.



Port Granby Project Daily Dust Monitoring Data

Projet de Port Granby Surveillance journalière des particules en suspensions

2017/03/01

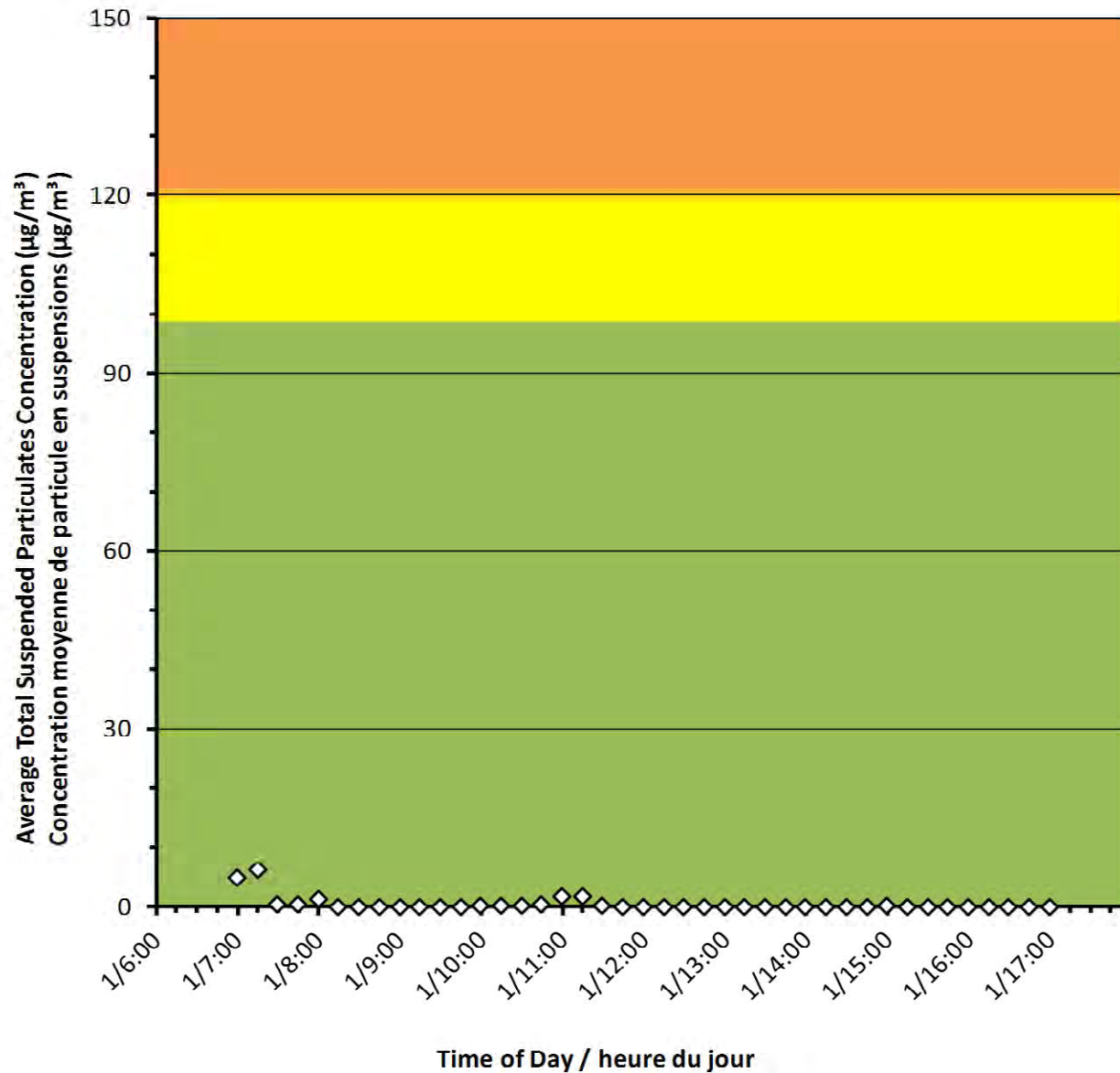
Daily Statistics/Statistiques journalières

6	Maximum Concentration ($\mu\text{g}/\text{m}^3$) Concentration maximale ($\mu\text{g}/\text{m}^3$)
0	Average Concentration ($\mu\text{g}/\text{m}^3$) Concentration moyenne ($\mu\text{g}/\text{m}^3$)

Notes

No additional data. Aucune donnée
additionnelle.

Monitor C/Station C





Port Granby Project Daily Dust Monitoring Data

Projet de Port Granby Surveillance journalière des particules en suspensions

2017/03/01

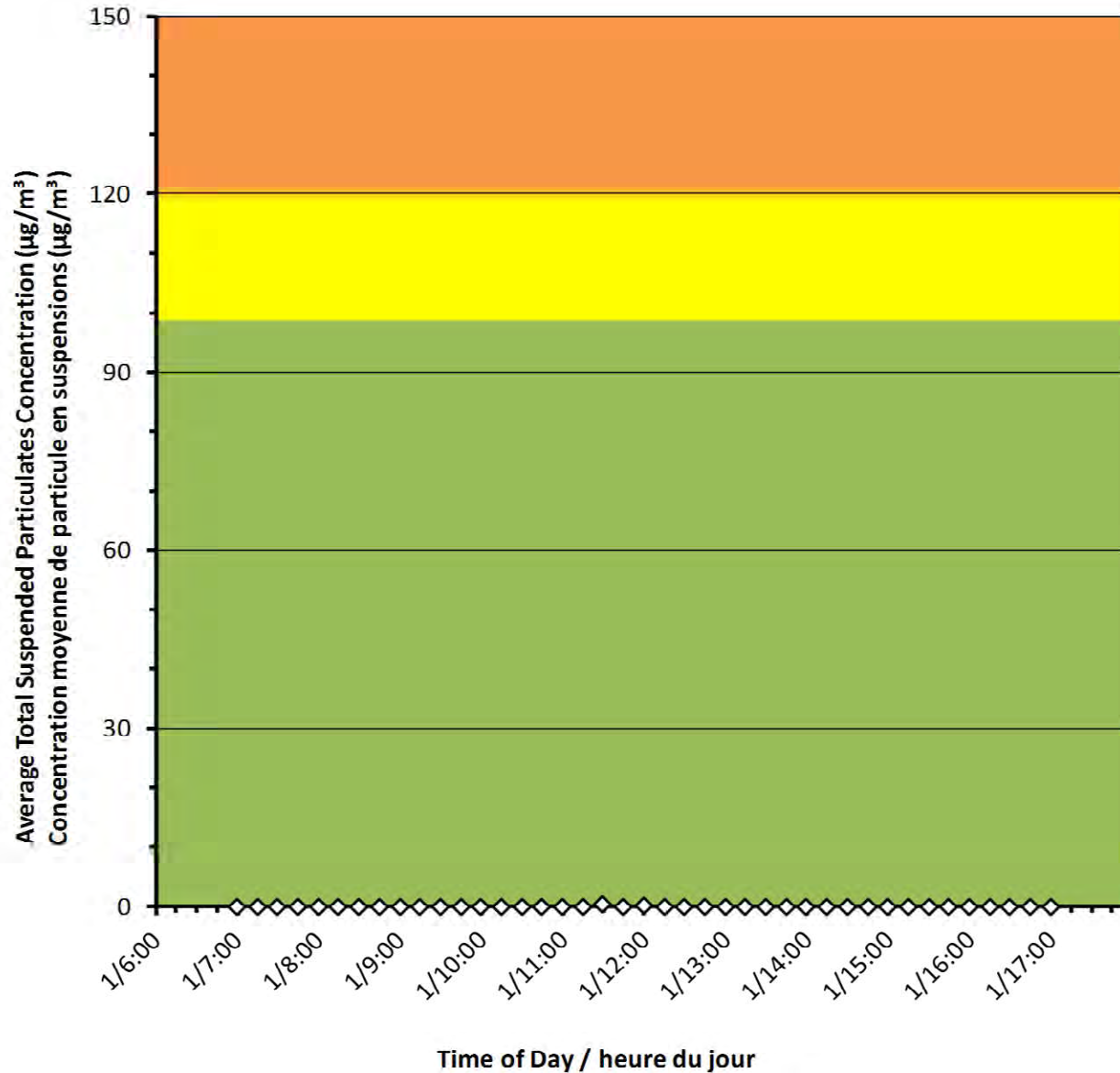
Daily Statistics/Statistiques journalières

0	Maximum Concentration ($\mu\text{g}/\text{m}^3$) Concentration maximale ($\mu\text{g}/\text{m}^3$)
0	Average Concentration ($\mu\text{g}/\text{m}^3$) Concentration moyenne ($\mu\text{g}/\text{m}^3$)

Notes

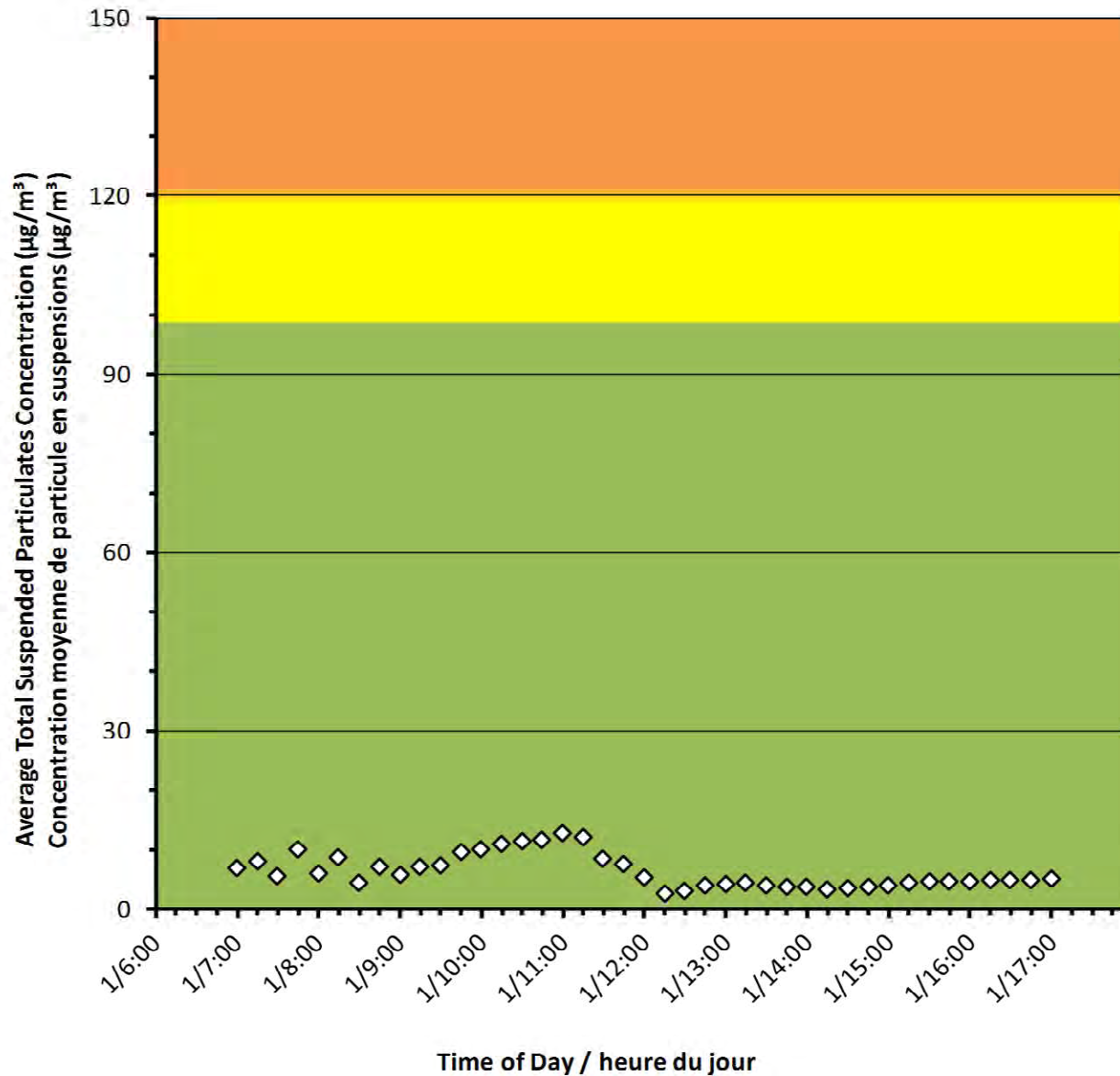
No additional data. Aucune donnée
additionnelle.

Monitor D/Station D





Monitor E/Station E



Port Granby Project Daily Dust Monitoring Data

Projet de Port Granby Surveillance journalière des particules en suspensions

2017/03/01

Daily Statistics/Statistiques journalières

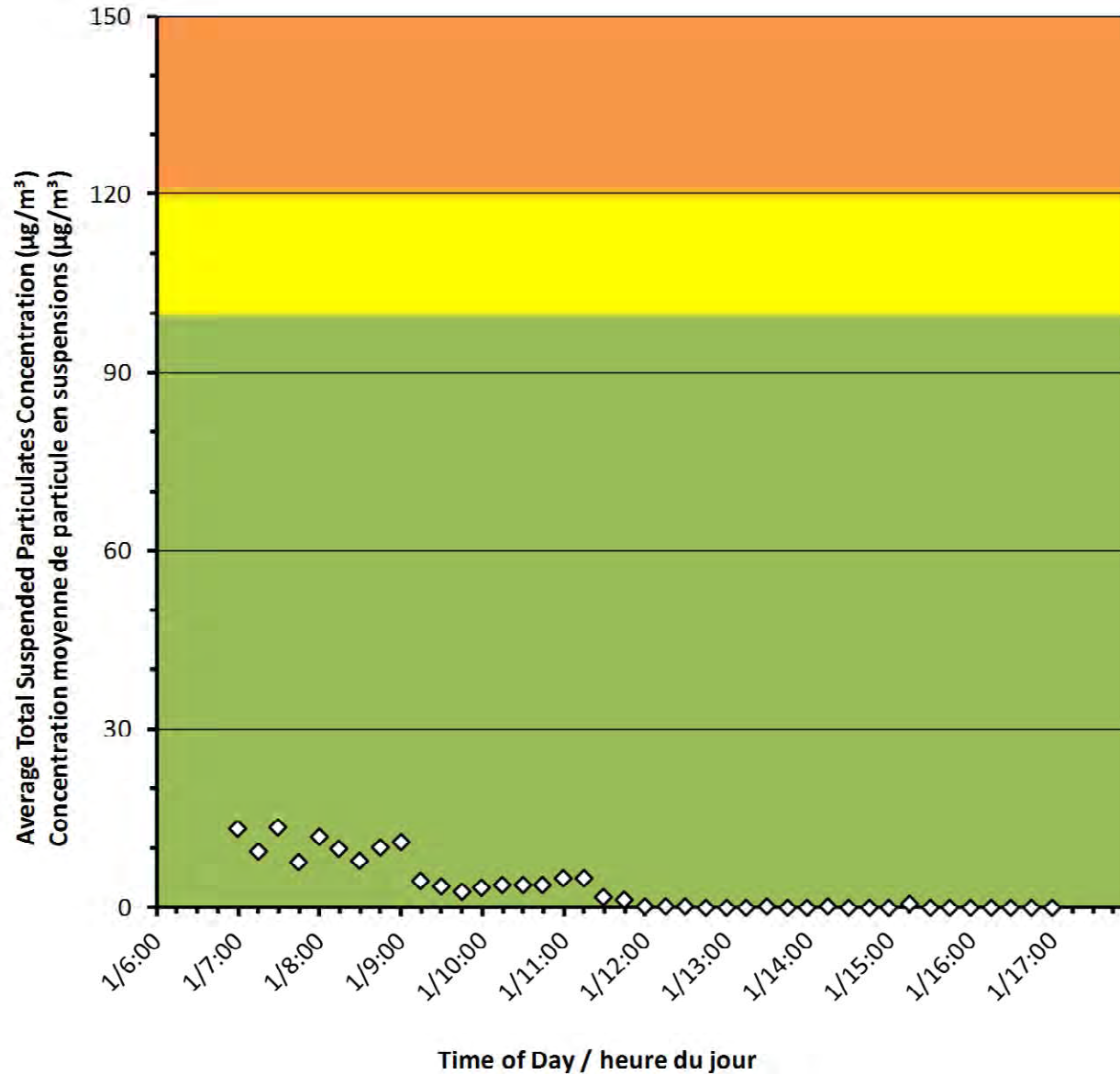
13	Maximum Concentration (µg/m ³) Concentration maximale (µg/m ³)
6	Average Concentration (µg/m ³) Concentration moyenne (µg/m ³)

Notes

No additional data. Aucune donnée additionnelle.



Monitor F/Station F



Port Granby Project Daily Dust Monitoring Data

Projet de Port Granby Surveillance journalière des particules en suspensions

2017/03/01

Daily Statistics/Statistiques journalières

13

Maximum Concentration (µg/m³)
Concentration maximale (µg/m³)

3

Average Concentration (µg/m³)
Concentration moyenne (µg/m³)

Notes

No additional data. Aucune donnée
additionnelle.



Canadian Nuclear
Laboratories



Laboratoires Nucléaires
Canadiens

**Port Granby Project
Daily Dust Monitoring Data**

**Projet de Port Granby
Surveillance journalière des particules
en suspensions**

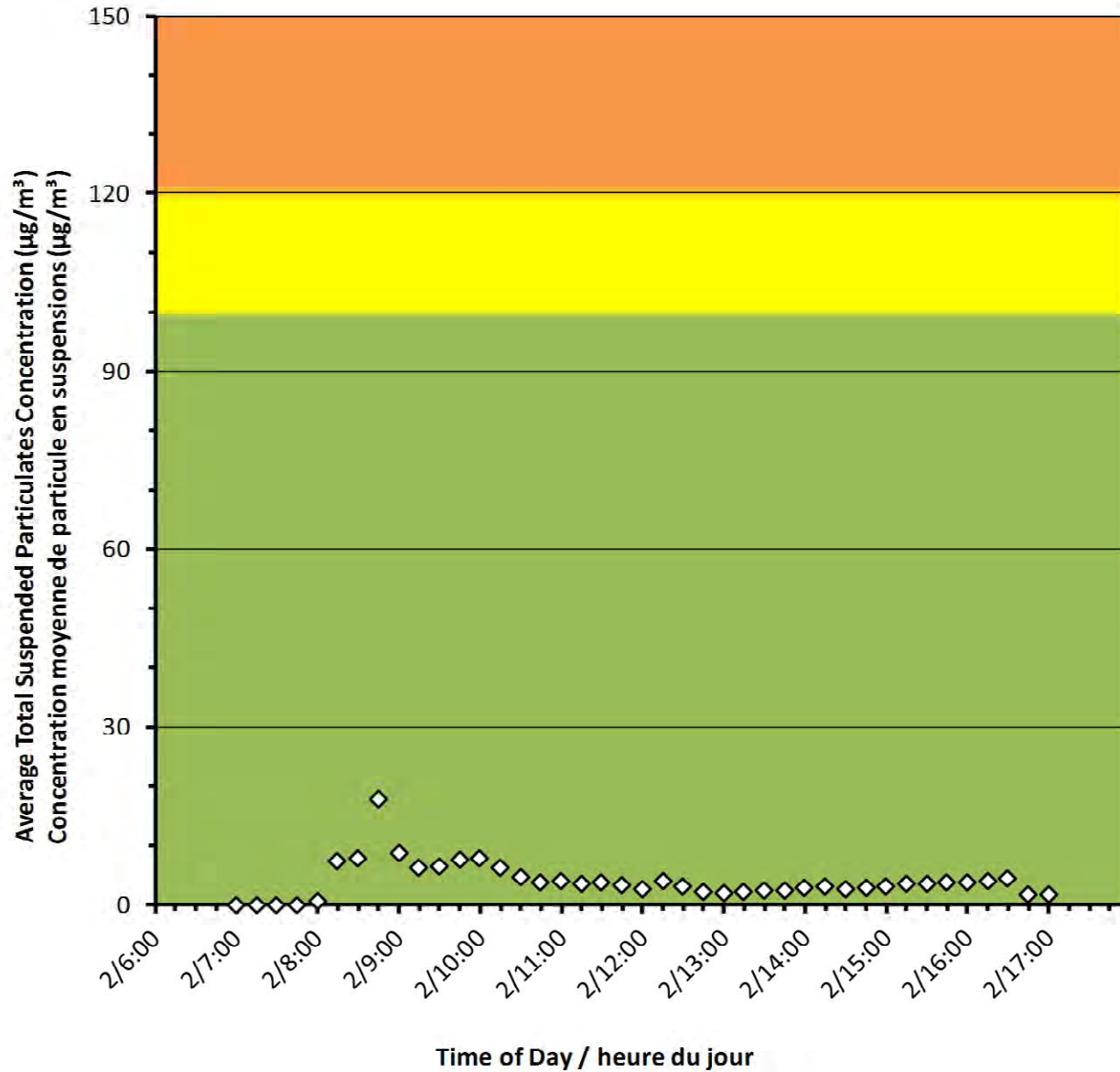
2017/03/02

Legend/Légende

-  Independent Dust Monitoring
Surveillance indépendante
-  Work Site perimeter
Perimètre du chantier general.



Monitor A/Station A



Port Granby Project Daily Dust Monitoring Data

Projet de Port Granby Surveillance journalière des particules en suspensions

2017/03/02

Daily Statistics/Statistiques journalières

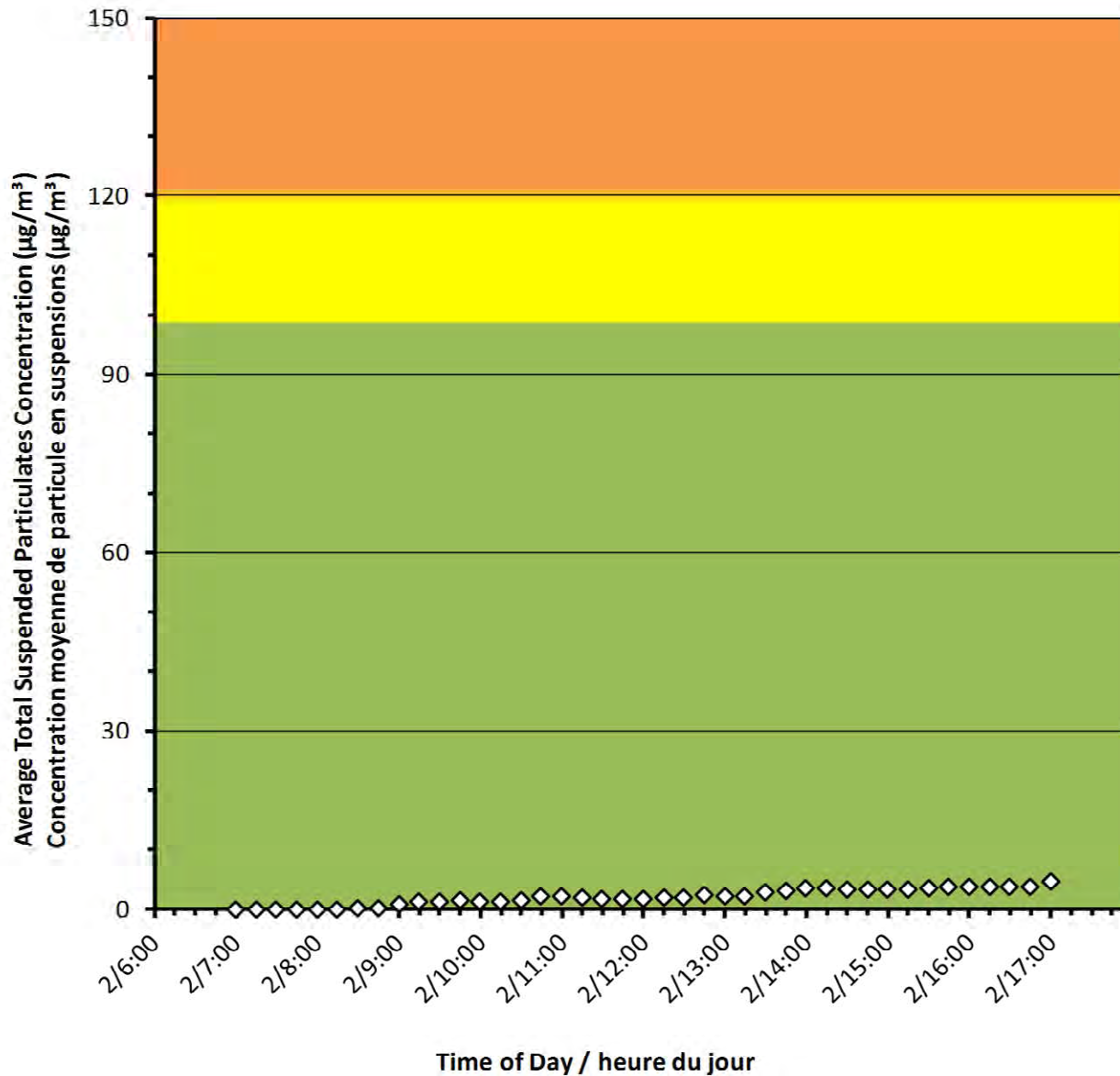
18	Maximum Concentration ($\mu\text{g}/\text{m}^3$) Concentration maximale ($\mu\text{g}/\text{m}^3$)
4	Average Concentration ($\mu\text{g}/\text{m}^3$) Concentration moyenne ($\mu\text{g}/\text{m}^3$)

Notes

No additional data. Aucune donnée additionnelle.



Monitor B/Station B



Port Granby Project Daily Dust Monitoring Data

Projet de Port Granby Surveillance journalière des particules en suspensions

2017/03/02

Daily Statistics/Statistiques journalières

5	Maximum Concentration ($\mu\text{g}/\text{m}^3$) Concentration maximale ($\mu\text{g}/\text{m}^3$)
2	Average Concentration ($\mu\text{g}/\text{m}^3$) Concentration moyenne ($\mu\text{g}/\text{m}^3$)

Notes

No additional data. Aucune donnée additionnelle.



Port Granby Project Daily Dust Monitoring Data

Projet de Port Granby Surveillance journalière des particules en suspensions

2017/03/02

Daily Statistics/Statistiques journalières

118

Maximum Concentration ($\mu\text{g}/\text{m}^3$)
Concentration maximale ($\mu\text{g}/\text{m}^3$)

18

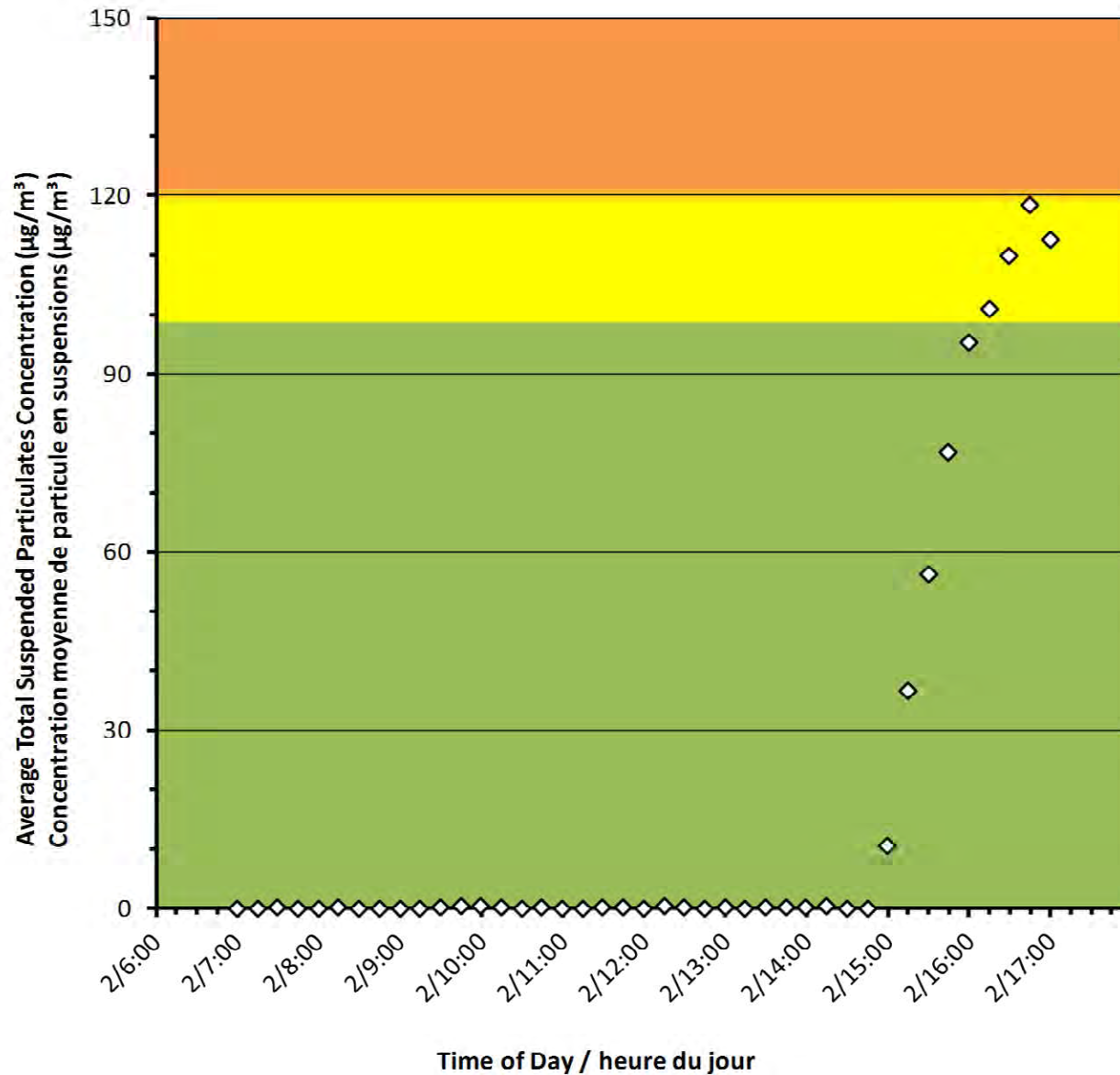
Average Concentration ($\mu\text{g}/\text{m}^3$)
Concentration moyenne ($\mu\text{g}/\text{m}^3$)

Notes

Administrative Control Level exceedance(s) attributed to worker vehicles exiting the site close to the monitor.

Dépassement(s) des niveaux de contrôle administratif attribués aux véhicules des travailleurs sortant du chantier, à proximité des moniteurs.

Monitor C/Station C





Port Granby Project Daily Dust Monitoring Data

Projet de Port Granby Surveillance journalière des particules en suspensions

2017/03/02

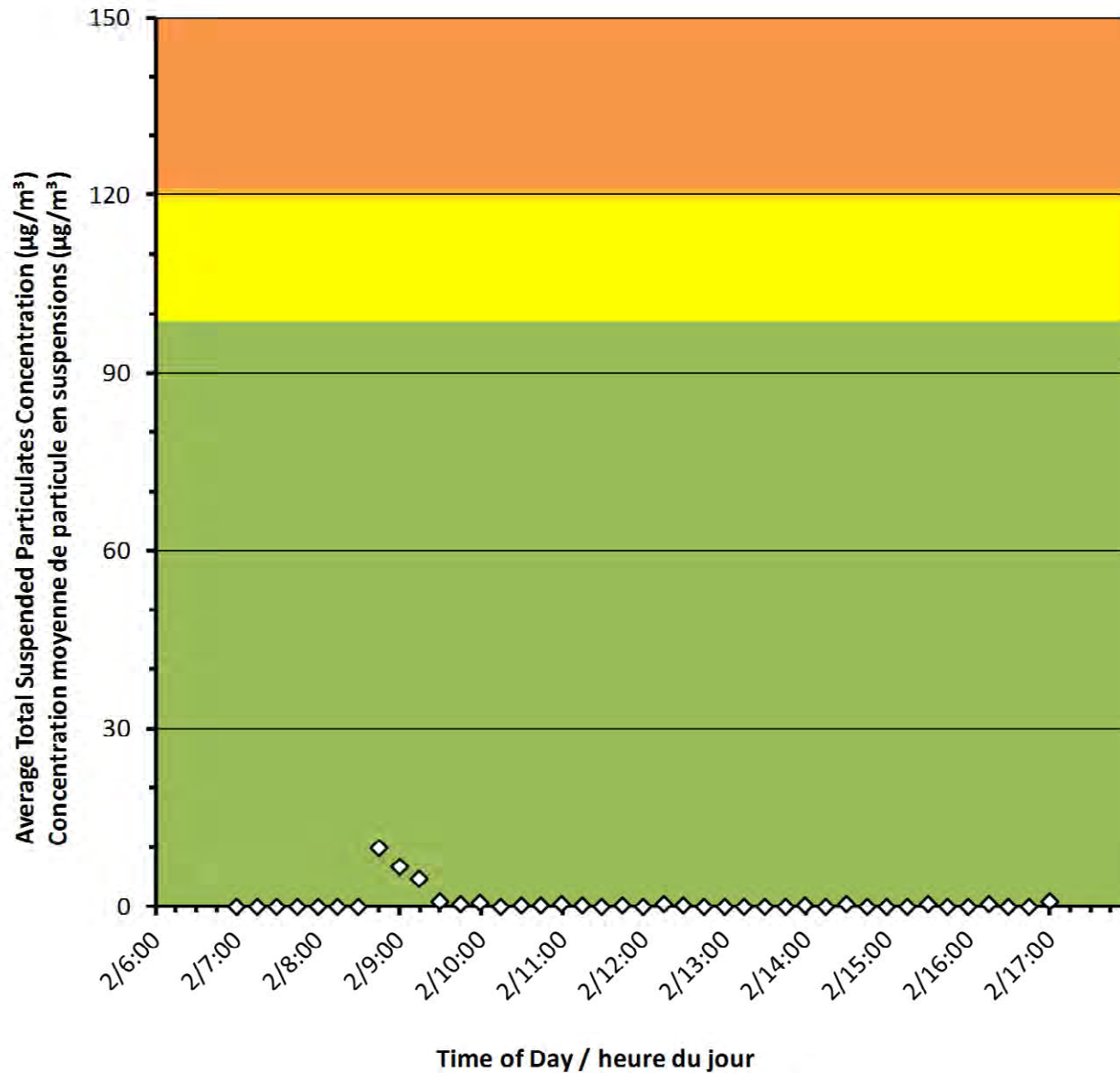
Daily Statistics/Statistiques journalières

10	Maximum Concentration ($\mu\text{g}/\text{m}^3$) Concentration maximale ($\mu\text{g}/\text{m}^3$)
1	Average Concentration ($\mu\text{g}/\text{m}^3$) Concentration moyenne ($\mu\text{g}/\text{m}^3$)

Notes

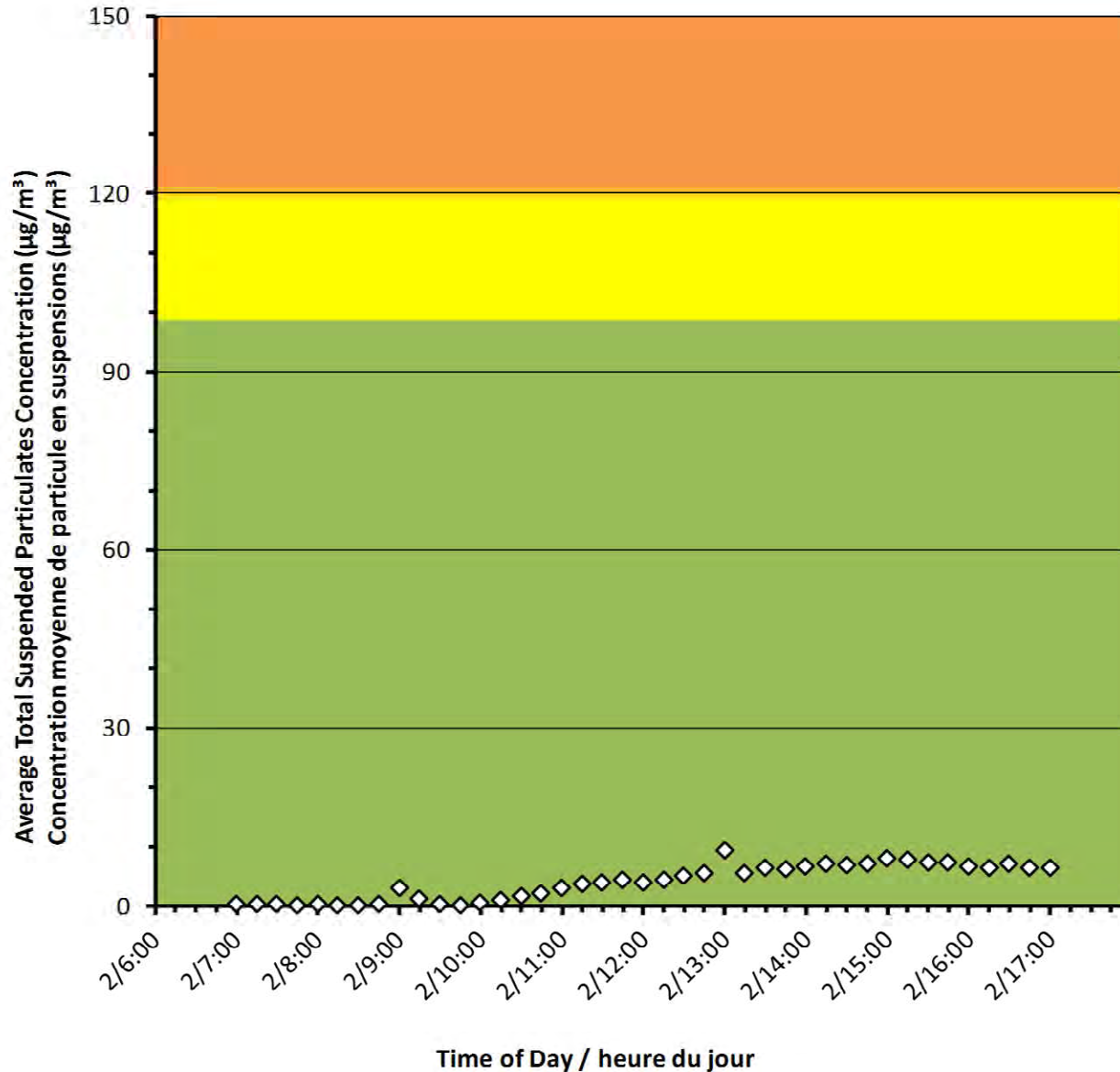
No additional data. Aucune donnée additionnelle.

Monitor D/Station D





Monitor E/Station E



Port Granby Project Daily Dust Monitoring Data

Projet de Port Granby Surveillance journalière des particules en suspensions

2017/03/02

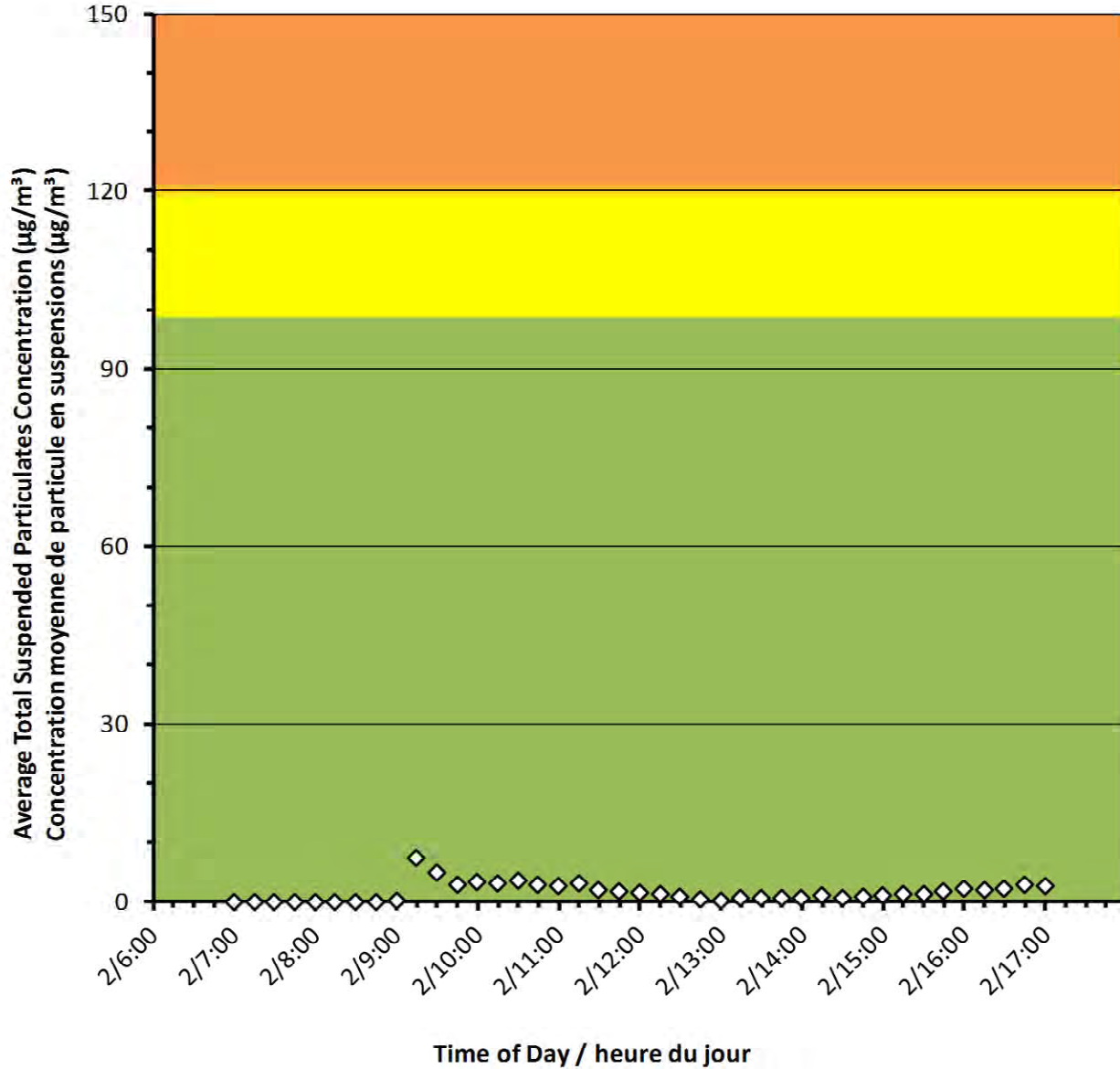
Daily Statistics/Statistiques journalières

10	Maximum Concentration (µg/m ³) Concentration maximale (µg/m ³)
4	Average Concentration (µg/m ³) Concentration moyenne (µg/m ³)

Notes

No additional data. Aucune donnée additionnelle.

Monitor F/Station F



Port Granby Project Daily Dust Monitoring Data

Projet de Port Granby Surveillance journalière des particules en suspensions

2017/03/02

Daily Statistics/Statistiques journalières

8	Maximum Concentration ($\mu\text{g}/\text{m}^3$) Concentration maximale ($\mu\text{g}/\text{m}^3$)
2	Average Concentration ($\mu\text{g}/\text{m}^3$) Concentration moyenne ($\mu\text{g}/\text{m}^3$)

Notes

No additional data. Aucune donnée additionnelle.



Canadian Nuclear
Laboratories

Laboratoires Nucléaires
Canadiens

Port Granby Project
Daily Dust Monitoring Data

Projet de Port Granby
Surveillance journalière des particules
en suspensions

2017/03/03

Legend/Légende



Independent Dust Monitoring
Surveillance indépendante



Work Site perimeter
Perimètre du chantier general.



Port Granby Project Daily Dust Monitoring Data

Projet de Port Granby Surveillance journalière des particules en suspensions

2017/03/03

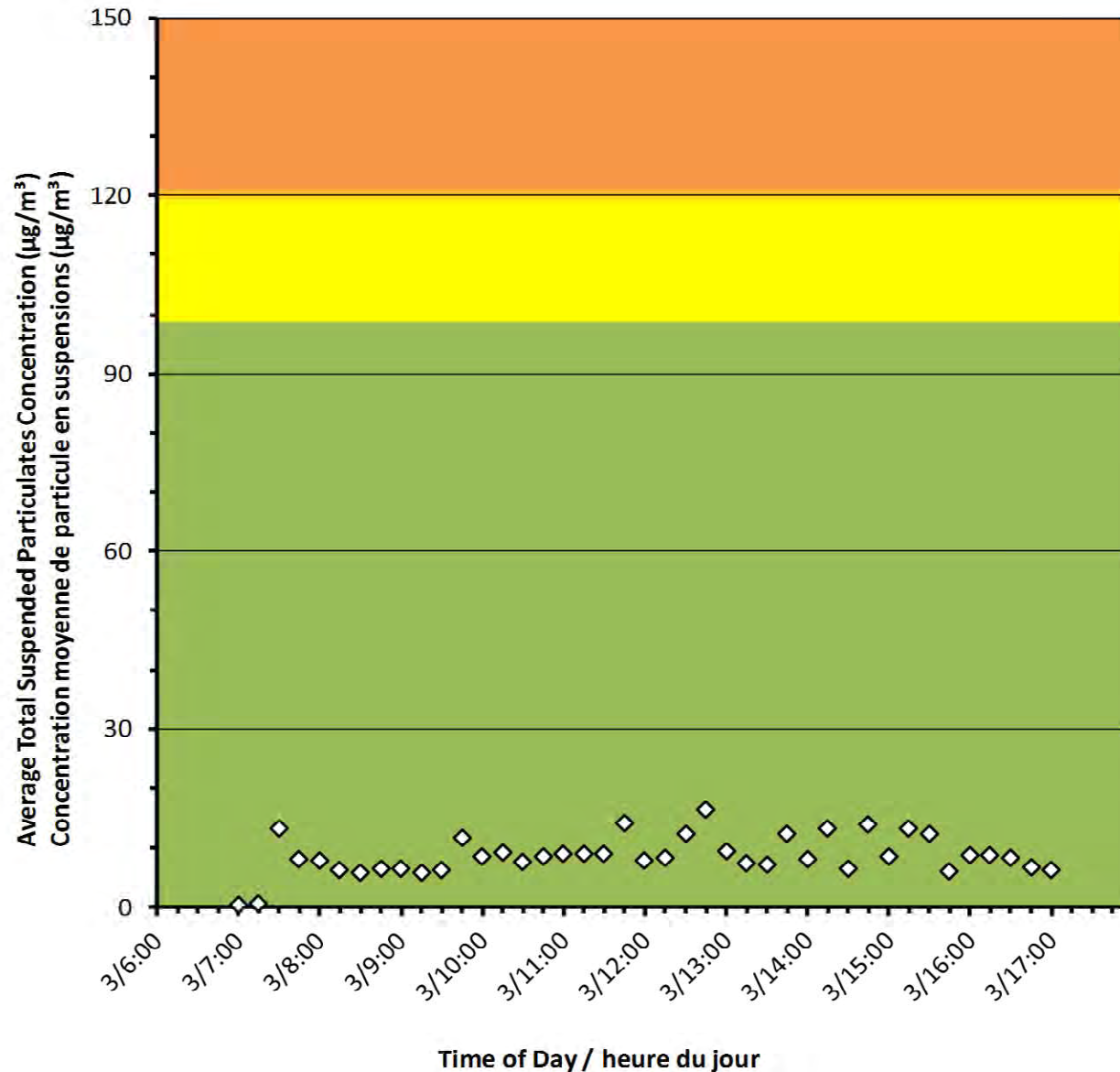
Daily Statistics/Statistiques journalières

17	Maximum Concentration ($\mu\text{g}/\text{m}^3$) Concentration maximale ($\mu\text{g}/\text{m}^3$)
9	Average Concentration ($\mu\text{g}/\text{m}^3$) Concentration moyenne ($\mu\text{g}/\text{m}^3$)

Notes

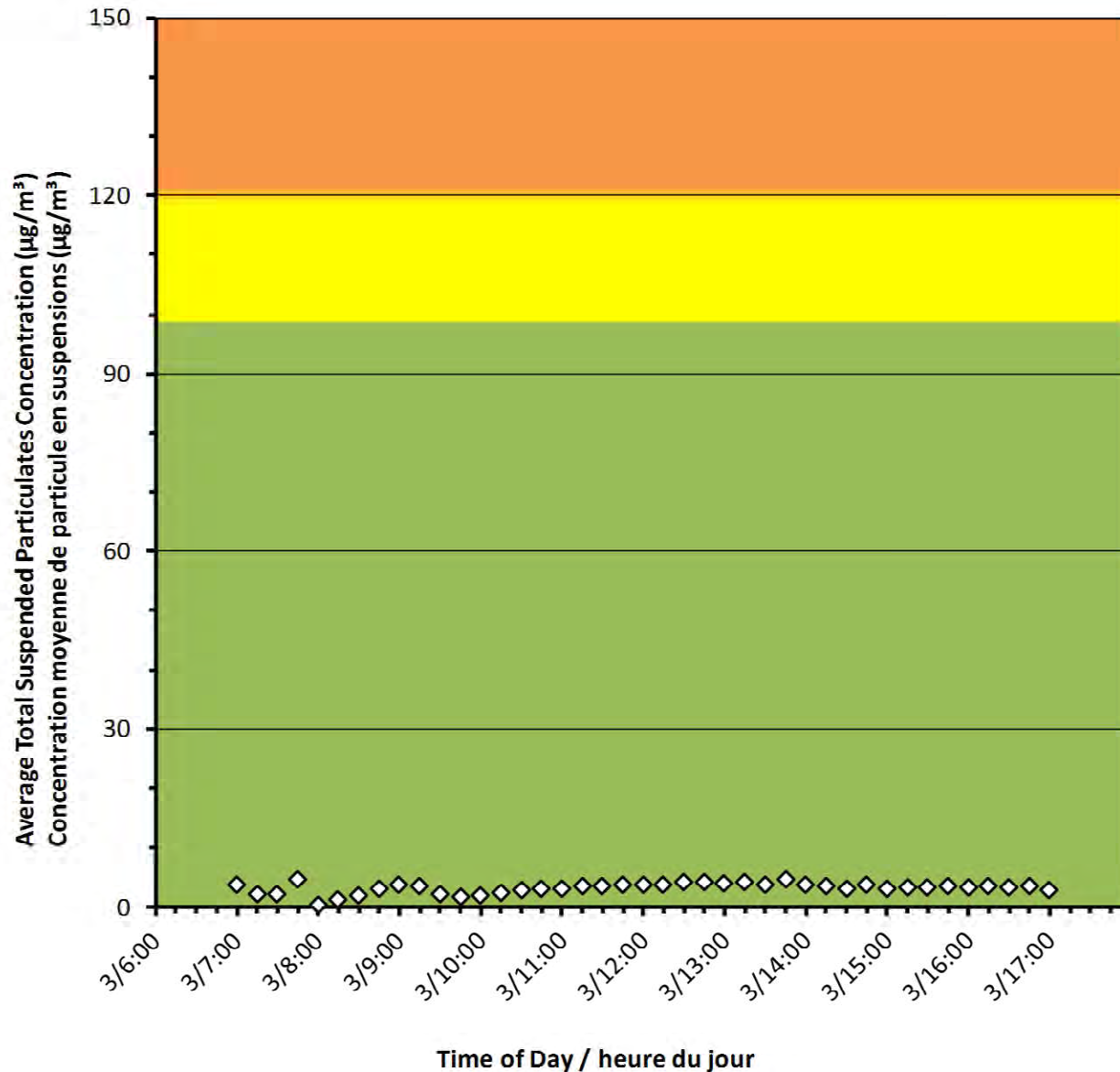
No additional data. Aucune donnée additionnelle.

Monitor A/Station A





Monitor B/Station B



Port Granby Project Daily Dust Monitoring Data

Projet de Port Granby Surveillance journalière des particules en suspensions

2017/03/03

Daily Statistics/Statistiques journalières

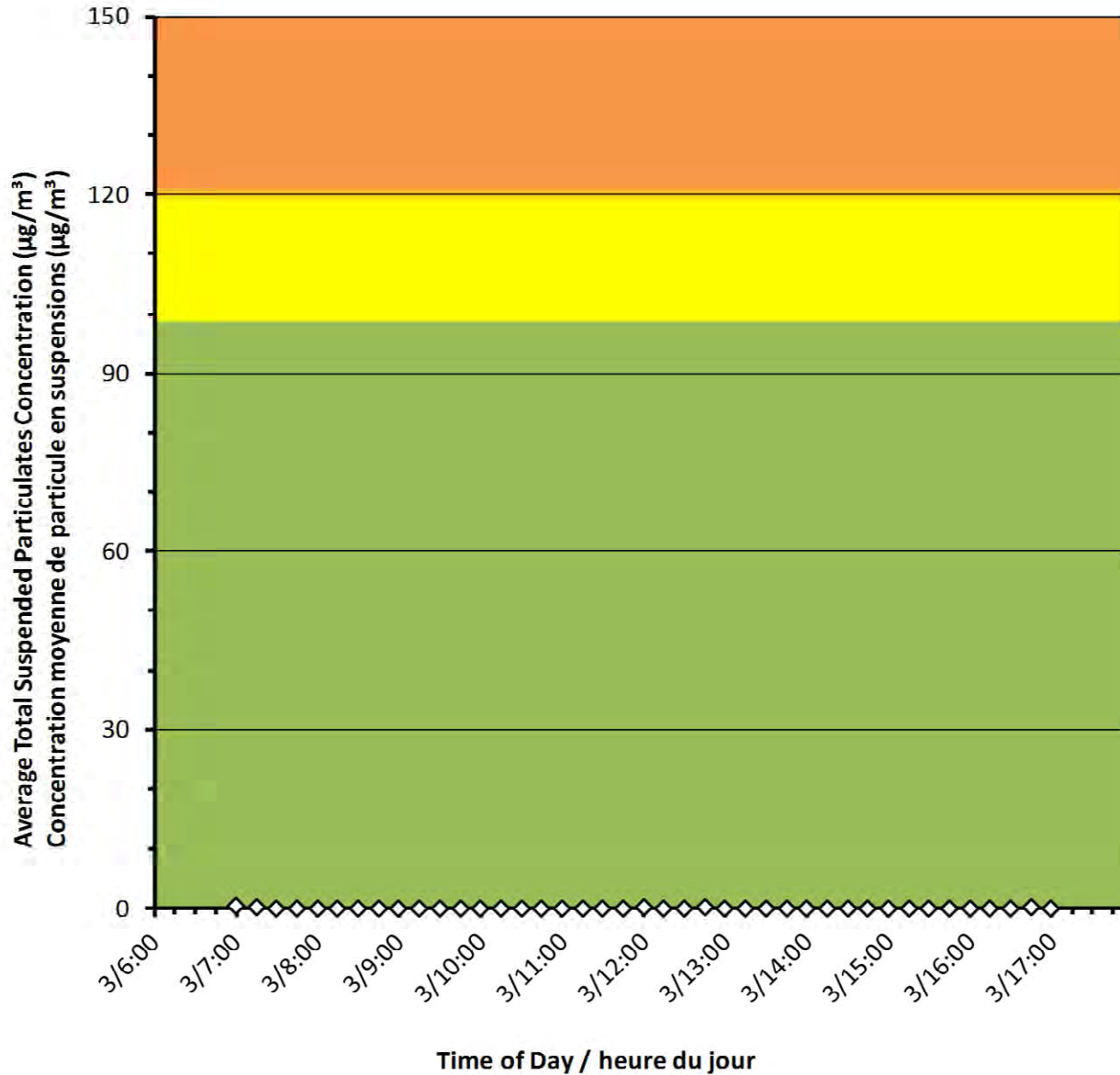
5	Maximum Concentration (µg/m ³) Concentration maximale (µg/m ³)
3	Average Concentration (µg/m ³) Concentration moyenne (µg/m ³)

Notes

No additional data. Aucune donnée additionnelle.



Monitor C/Station C



Port Granby Project Daily Dust Monitoring Data

Projet de Port Granby Surveillance journalière des particules en suspensions

2017/03/03

Daily Statistics/Statistiques journalières

0	Maximum Concentration ($\mu\text{g}/\text{m}^3$) Concentration maximale ($\mu\text{g}/\text{m}^3$)
0	Average Concentration ($\mu\text{g}/\text{m}^3$) Concentration moyenne ($\mu\text{g}/\text{m}^3$)

Notes

No additional data. Aucune donnée
additionnelle.

Port Granby Project
Daily Dust Monitoring Data

Projet de Port Granby
Surveillance journalière des
particules en suspensions

2017/03/03

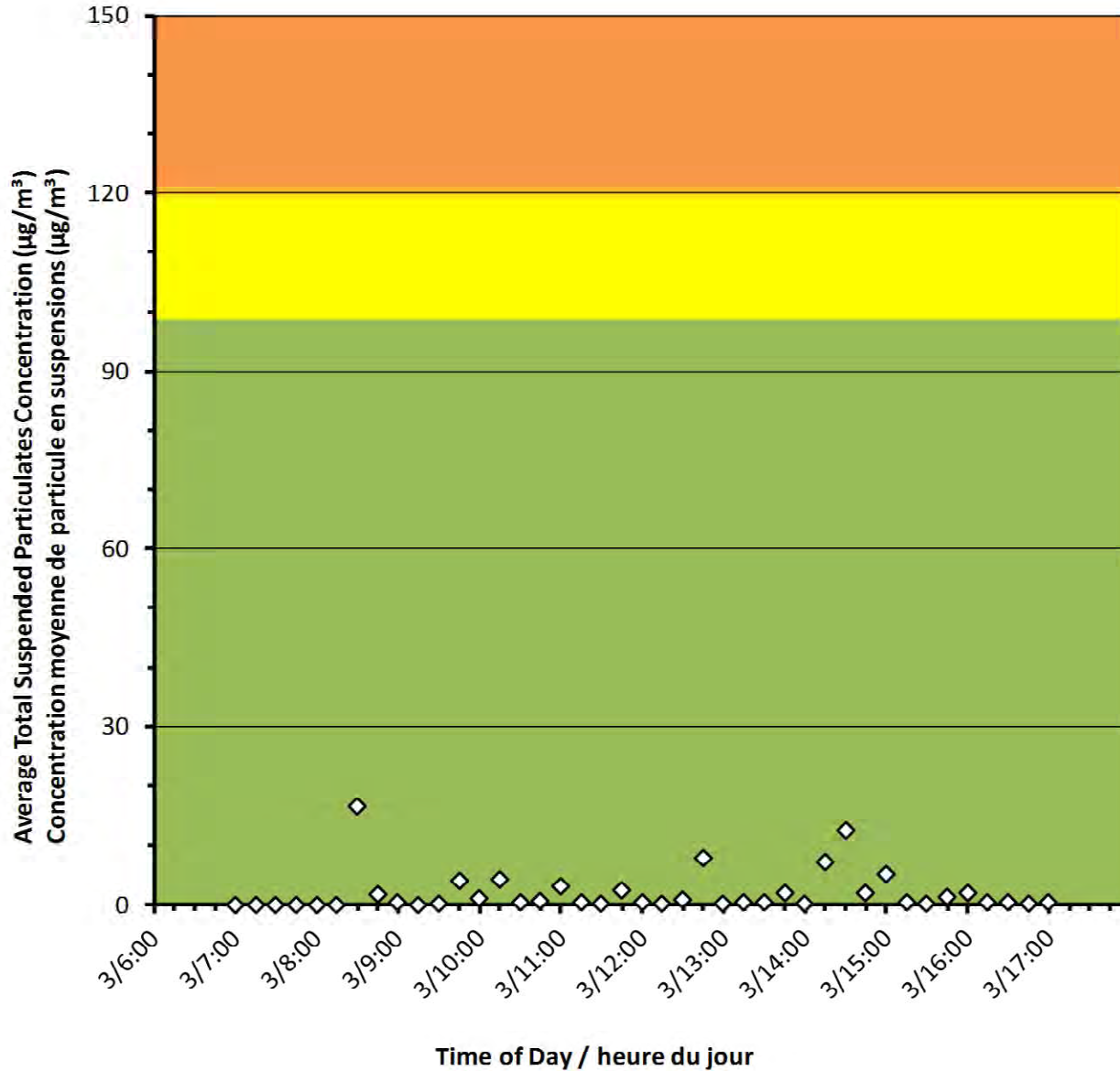
Daily Statistics/Statistiques journalières

16	Maximum Concentration ($\mu\text{g}/\text{m}^3$) Concentration maximale ($\mu\text{g}/\text{m}^3$)
2	Average Concentration ($\mu\text{g}/\text{m}^3$) Concentration moyenne ($\mu\text{g}/\text{m}^3$)

Notes

No additional data. Aucune donnée additionnelle.

Monitor D/Station D





Port Granby Project Daily Dust Monitoring Data

Projet de Port Granby Surveillance journalière des particules en suspensions

2017/03/03

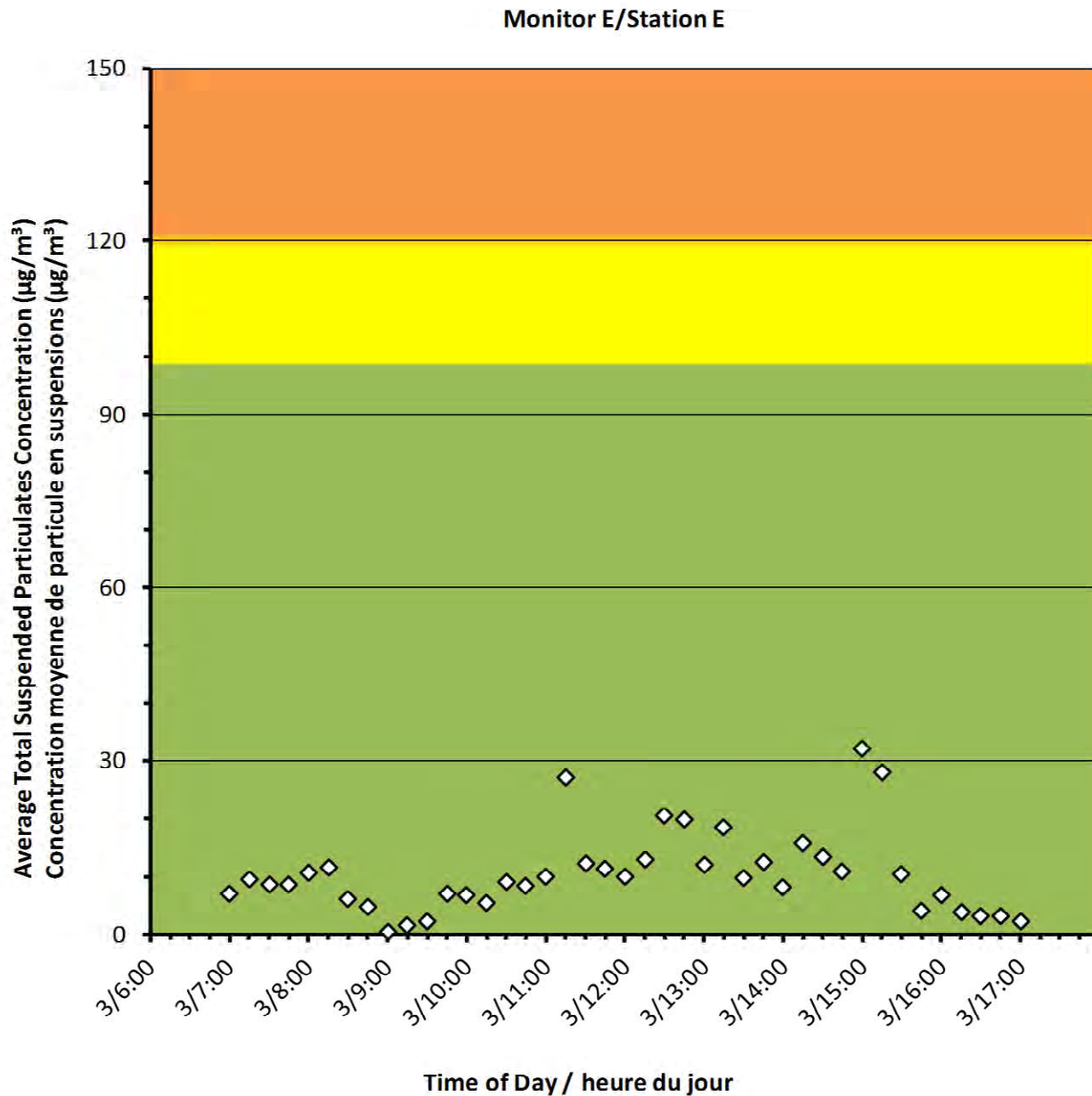
Daily Statistics/Statistiques journalières

32

Maximum Concentration ($\mu\text{g}/\text{m}^3$)
Concentration maximale ($\mu\text{g}/\text{m}^3$)

10

Average Concentration ($\mu\text{g}/\text{m}^3$)
Concentration moyenne ($\mu\text{g}/\text{m}^3$)



Notes

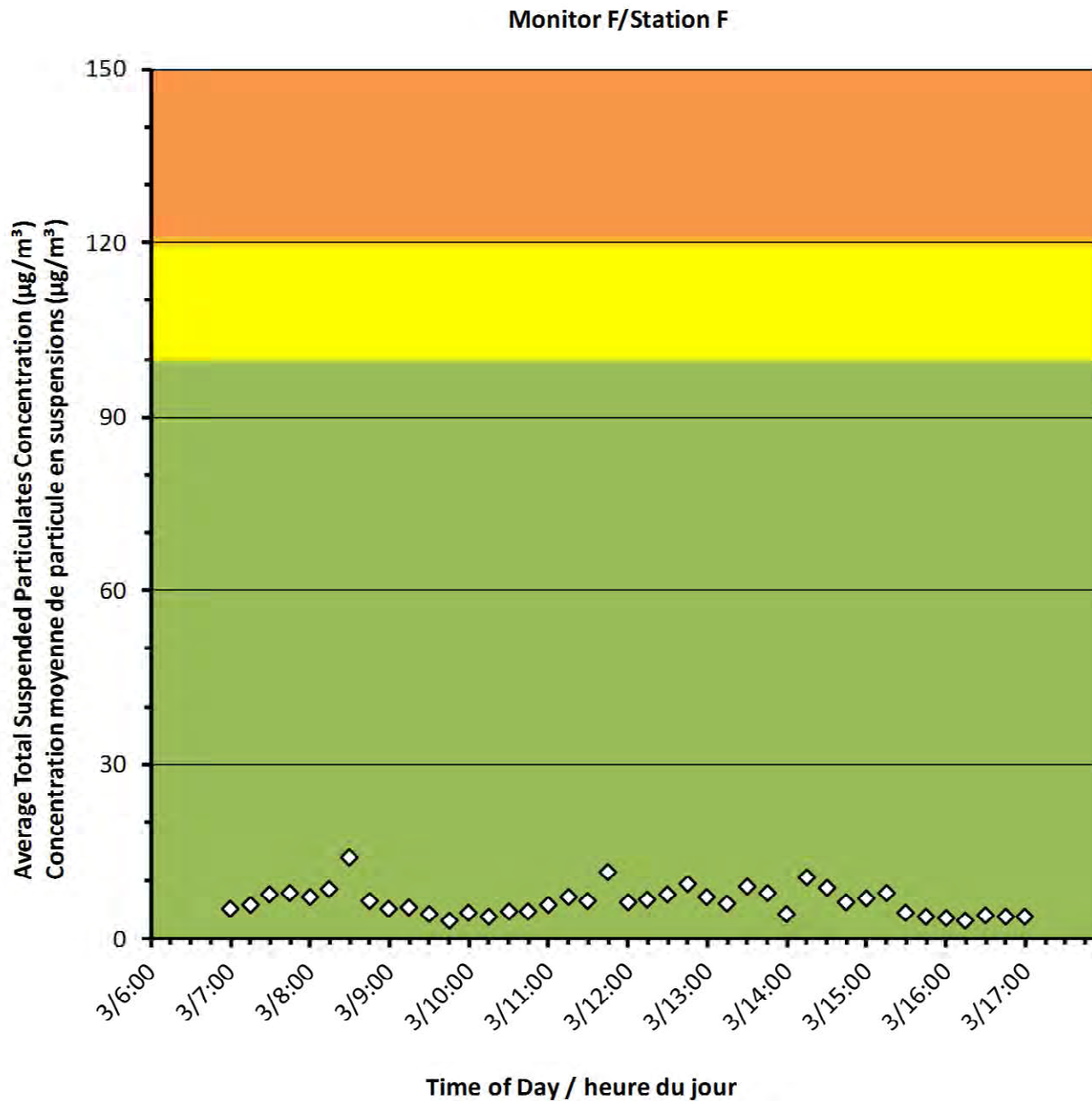
No additional data. Aucune donnée additionnelle.



Port Granby Project Daily Dust Monitoring Data

Projet de Port Granby Surveillance journalière des particules en suspensions

2017/03/03



Daily Statistics/Statistiques journalières

14	Maximum Concentration ($\mu\text{g}/\text{m}^3$) Concentration maximale ($\mu\text{g}/\text{m}^3$)
2	Average Concentration ($\mu\text{g}/\text{m}^3$) Concentration moyenne ($\mu\text{g}/\text{m}^3$)

Notes

No additional data. Aucune donnée additionnelle.