



Canadian Nuclear
Laboratories



Laboratoires Nucléaires
Canadiens

Port Granby Project
Daily Dust Monitoring Data

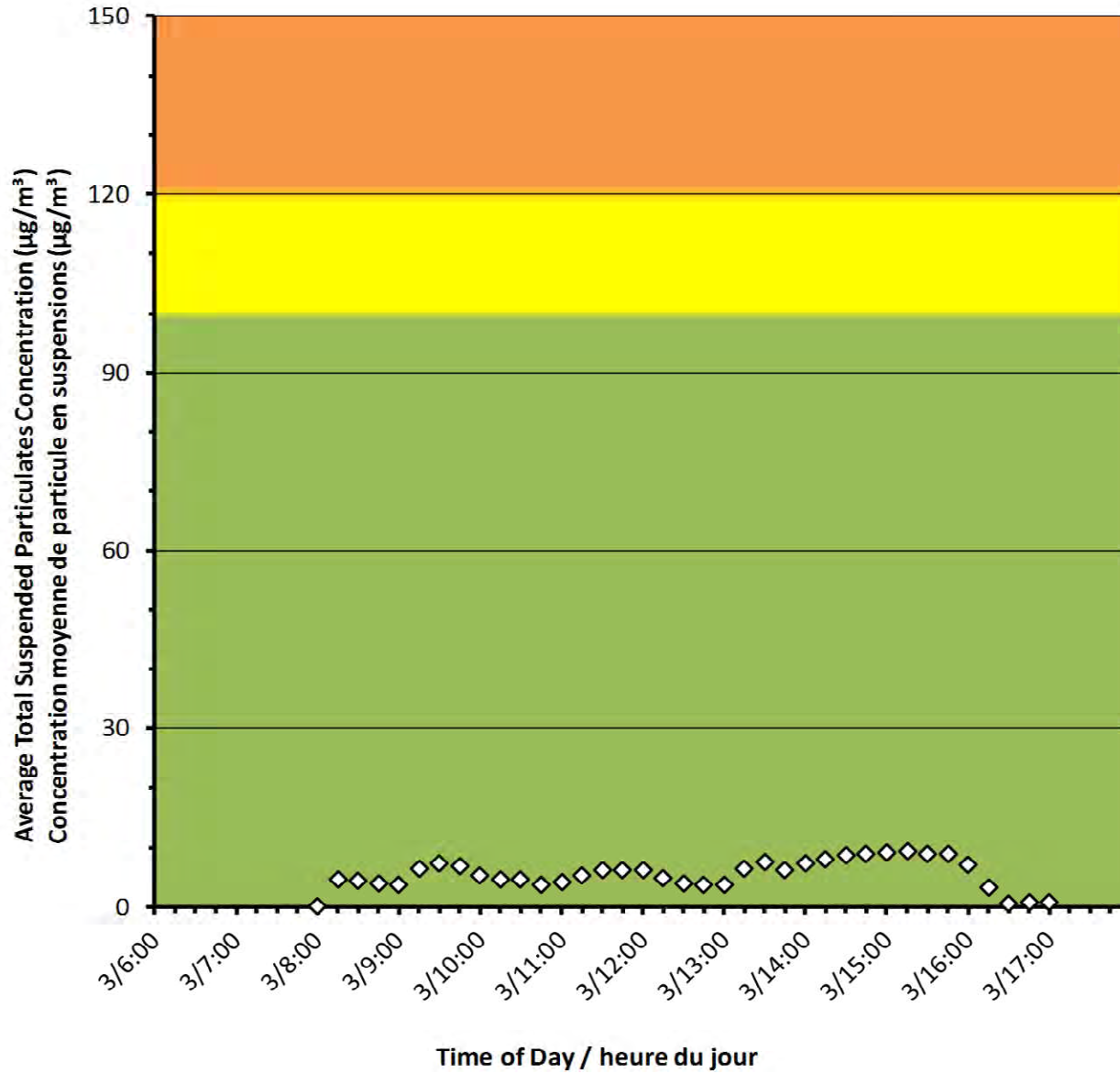
Projet de Port Granby
Surveillance journalière des particules
en suspensions

2017/04/03

Legend/Légende

-  Independent Dust Monitoring
Surveillance indépendante
-  Work Site perimeter
Perimètre du chantier general.

Monitor A/Station A



Port Granby Project Daily Dust Monitoring Data

Projet de Port Granby Surveillance journalière des particules en suspensions

2017/04/03

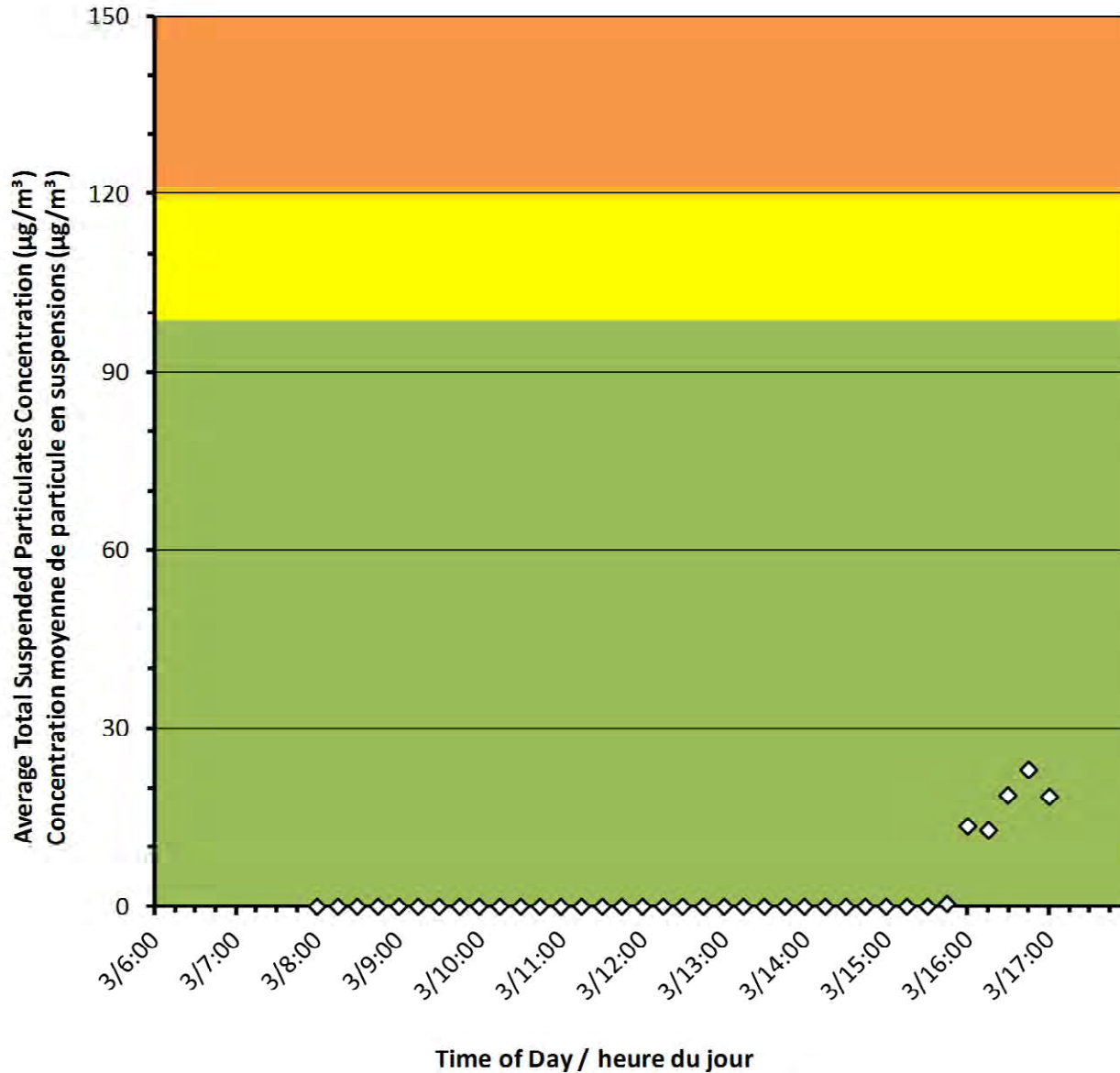
Daily Statistics/Statistiques journalières

9	Maximum Concentration ($\mu\text{g}/\text{m}^3$) Concentration maximale ($\mu\text{g}/\text{m}^3$)
5	Average Concentration ($\mu\text{g}/\text{m}^3$) Concentration moyenne ($\mu\text{g}/\text{m}^3$)

Notes

No additional data. Aucune donnée additionnelle.

Monitor B/Station B



Canadian Nuclear Laboratories | Laboratoires Nucléaires Canadiens

Port Granby Project Daily Dust Monitoring Data

Projet de Port Granby Surveillance journalière des particules en suspensions

2017/04/03

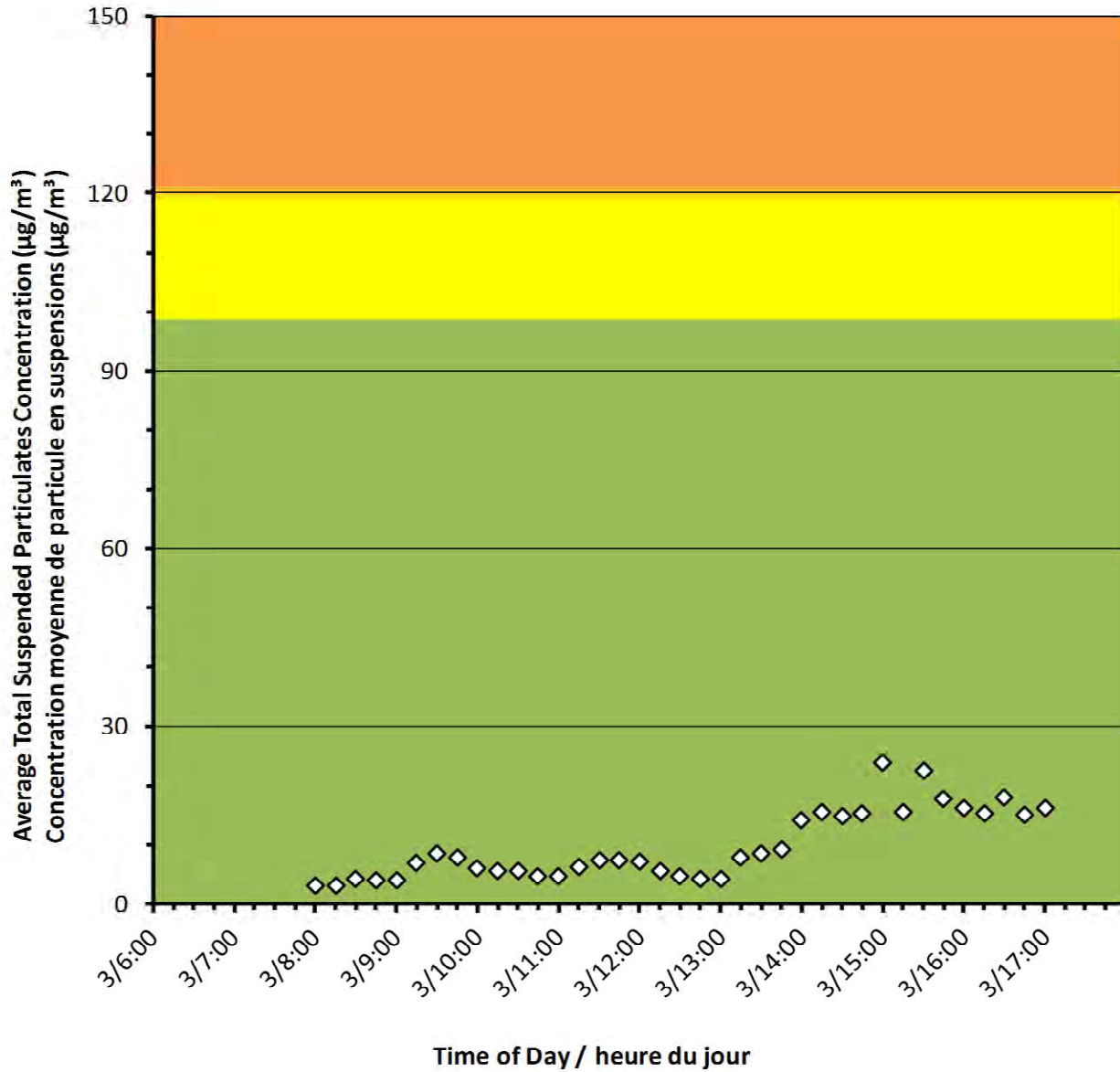
Daily Statistics/Statistiques journalières

23	Maximum Concentration ($\mu\text{g}/\text{m}^3$) Concentration maximale ($\mu\text{g}/\text{m}^3$)
2	Average Concentration ($\mu\text{g}/\text{m}^3$) Concentration moyenne ($\mu\text{g}/\text{m}^3$)

Notes

No additional data. Aucune donnée additionnelle.

Monitor C/Station C



Port Granby Project
Daily Dust Monitoring Data

Projet de Port Granby
Surveillance journalière des
particules en suspensions

2017/04/03

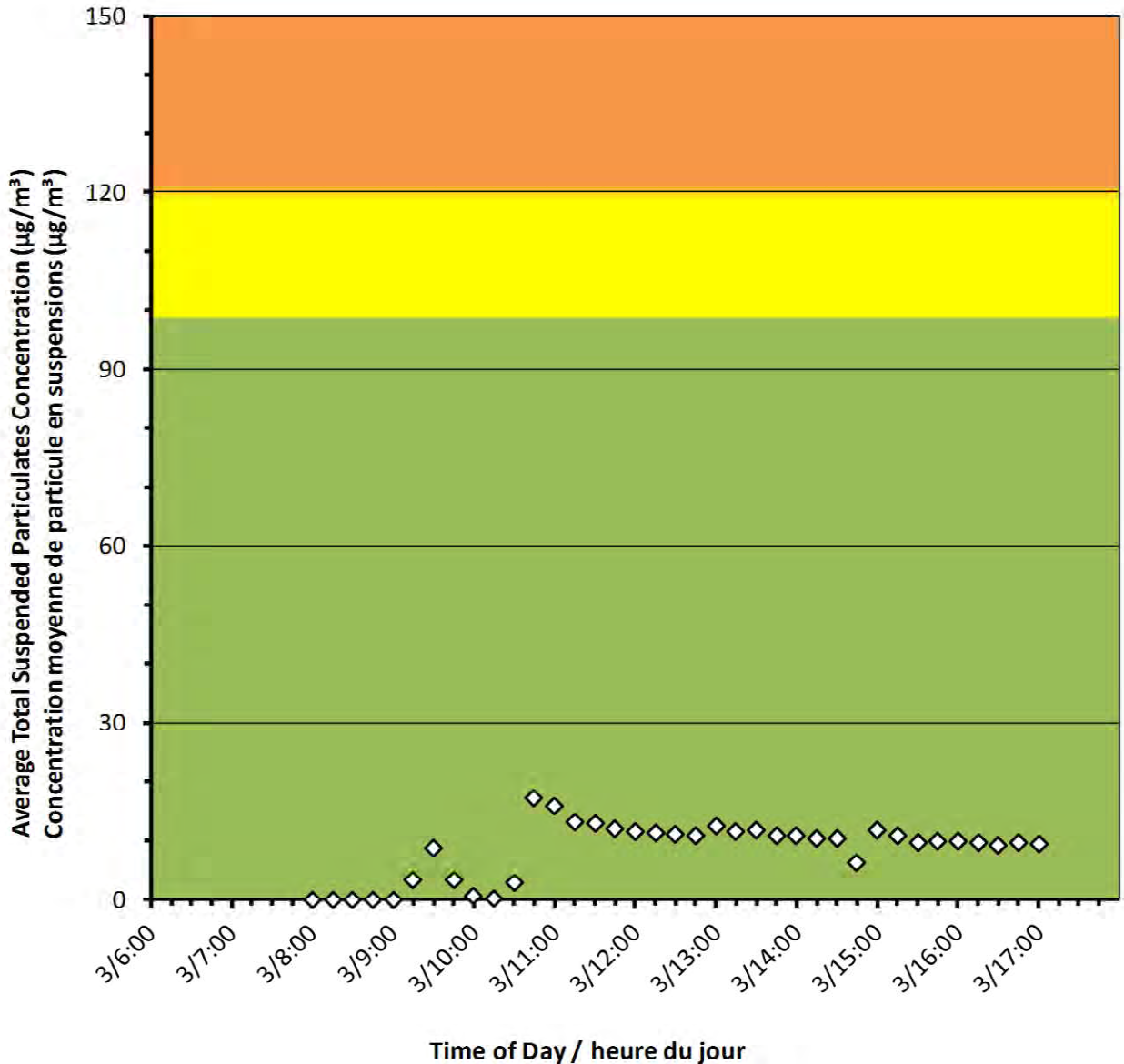
Daily Statistics/Statistiques journalières

24	Maximum Concentration (µg/m ³) Concentration maximale (µg/m ³)
9	Average Concentration (µg/m ³) Concentration moyenne (µg/m ³)

Notes

No additional data. Aucune donnée additionnelle.

Monitor D/Station D



Port Granby Project
Daily Dust Monitoring Data

Projet de Port Granby
Surveillance journalière des
particules en suspensions

2017/04/03

Daily Statistics/Statistiques journalières

17	Maximum Concentration (µg/m ³) Concentration maximale (µg/m ³)
7	Average Concentration (µg/m ³) Concentration moyenne (µg/m ³)

Notes

No additional data. Aucune donnée additionnelle.

Port Granby Project
Daily Dust Monitoring Data

Projet de Port Granby
Surveillance journalière des
particules en suspensions

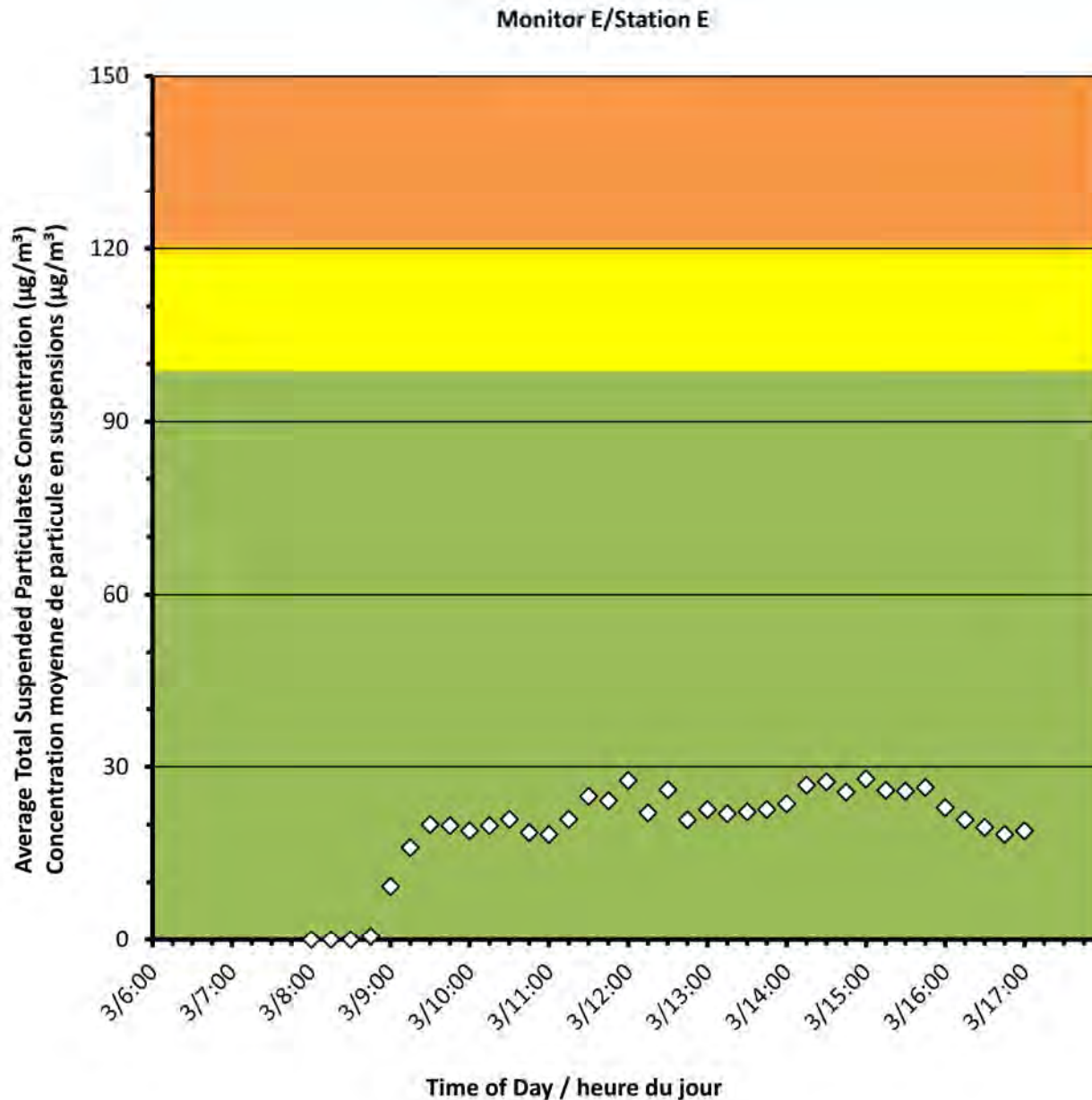
2017/04/03

Daily Statistics/Statistiques journalières

28	Maximum Concentration ($\mu\text{g}/\text{m}^3$) Concentration maximale ($\mu\text{g}/\text{m}^3$)
20	Average Concentration ($\mu\text{g}/\text{m}^3$) Concentration moyenne ($\mu\text{g}/\text{m}^3$)

Notes

No additional data. Aucune donnée additionnelle.





Port Granby Project Daily Dust Monitoring Data

Projet de Port Granby Surveillance journalière des particules en suspensions

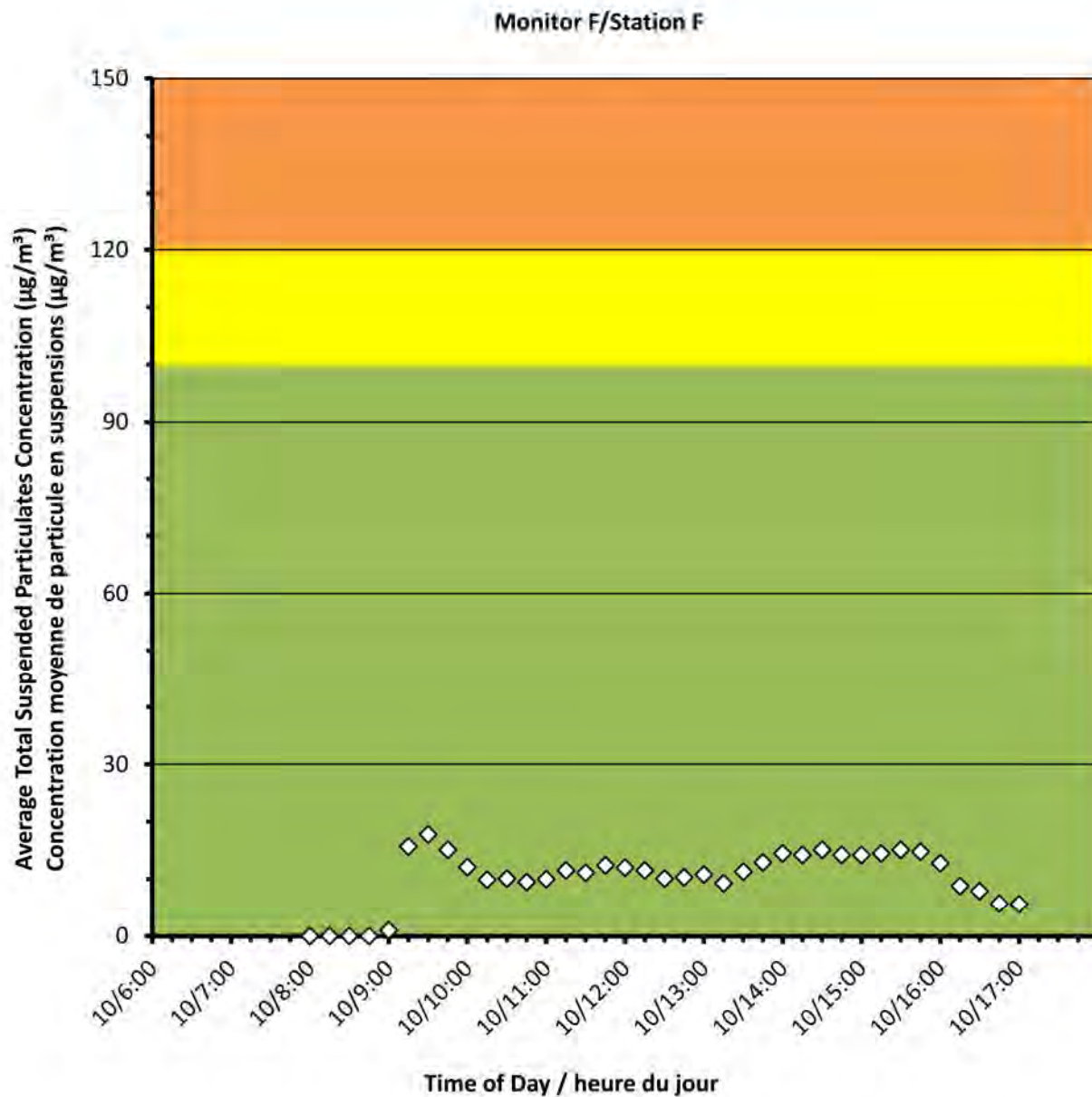
2017/04/03

Daily Statistics/Statistiques journalières

18	Maximum Concentration ($\mu\text{g}/\text{m}^3$) Concentration maximale ($\mu\text{g}/\text{m}^3$)
9	Average Concentration ($\mu\text{g}/\text{m}^3$) Concentration moyenne ($\mu\text{g}/\text{m}^3$)

Notes

No additional data. Aucune donnée additionnelle.





Canadian Nuclear
Laboratories



Laboratoires Nucléaires
Canadiens

**Port Granby Project
Daily Dust Monitoring Data**

**Projet de Port Granby
Surveillance journalière des particules
en suspensions**

2017/04/04

Legend/Légende

-  Independent Dust Monitoring
Surveillance indépendante
-  Work Site perimeter
Périmètre du chantier general.



Port Granby Project Daily Dust Monitoring Data

Projet de Port Granby Surveillance journalière des particules en suspensions

2017/04/04

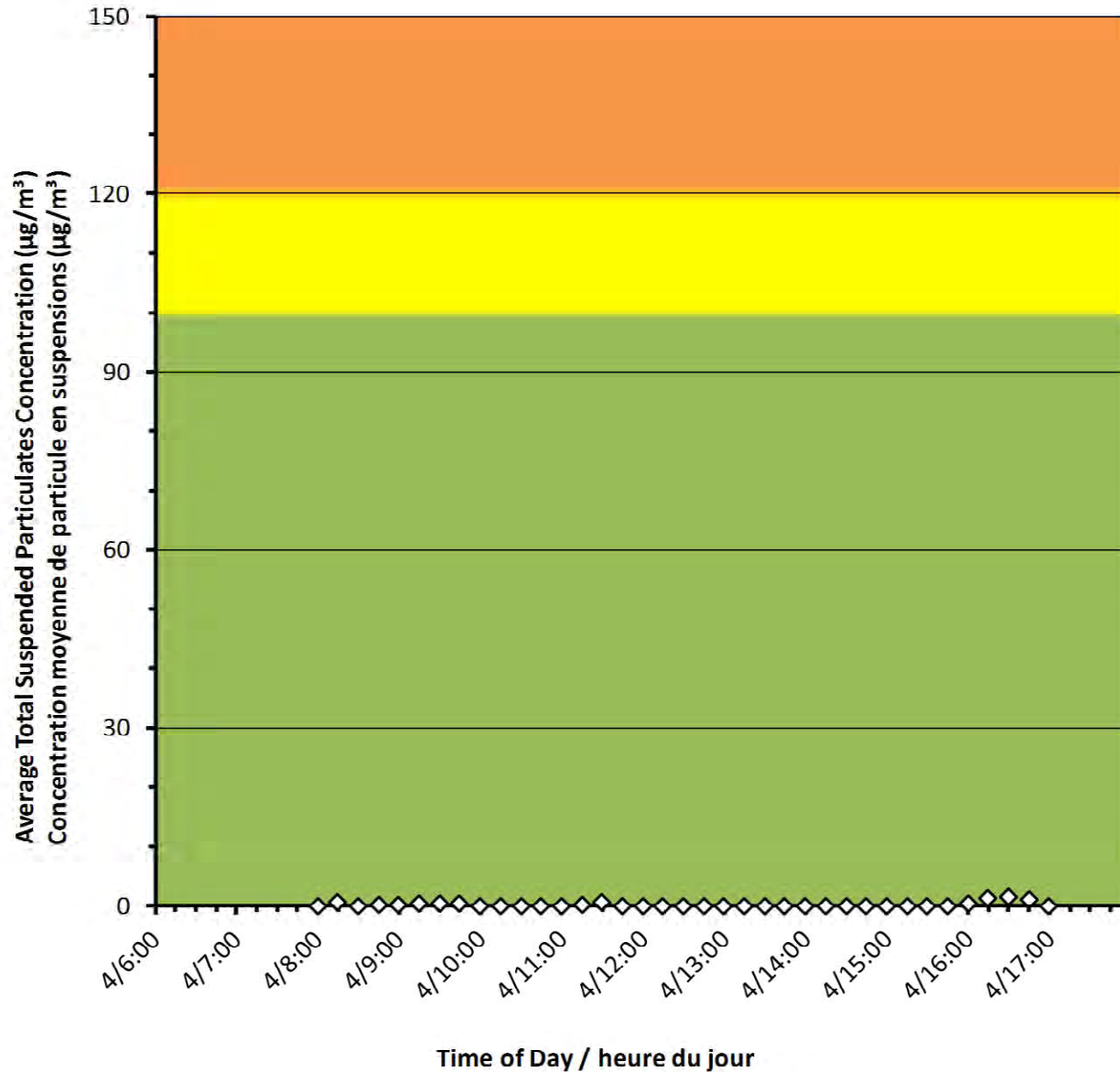
Daily Statistics/Statistiques journalières

2	Maximum Concentration ($\mu\text{g}/\text{m}^3$) Concentration maximale ($\mu\text{g}/\text{m}^3$)
0	Average Concentration ($\mu\text{g}/\text{m}^3$) Concentration moyenne ($\mu\text{g}/\text{m}^3$)

Notes

No additional data. Aucune donnée
additionnelle.

Monitor A/Station A





Port Granby Project Daily Dust Monitoring Data

Projet de Port Granby Surveillance journalière des particules en suspensions

2017/04/04

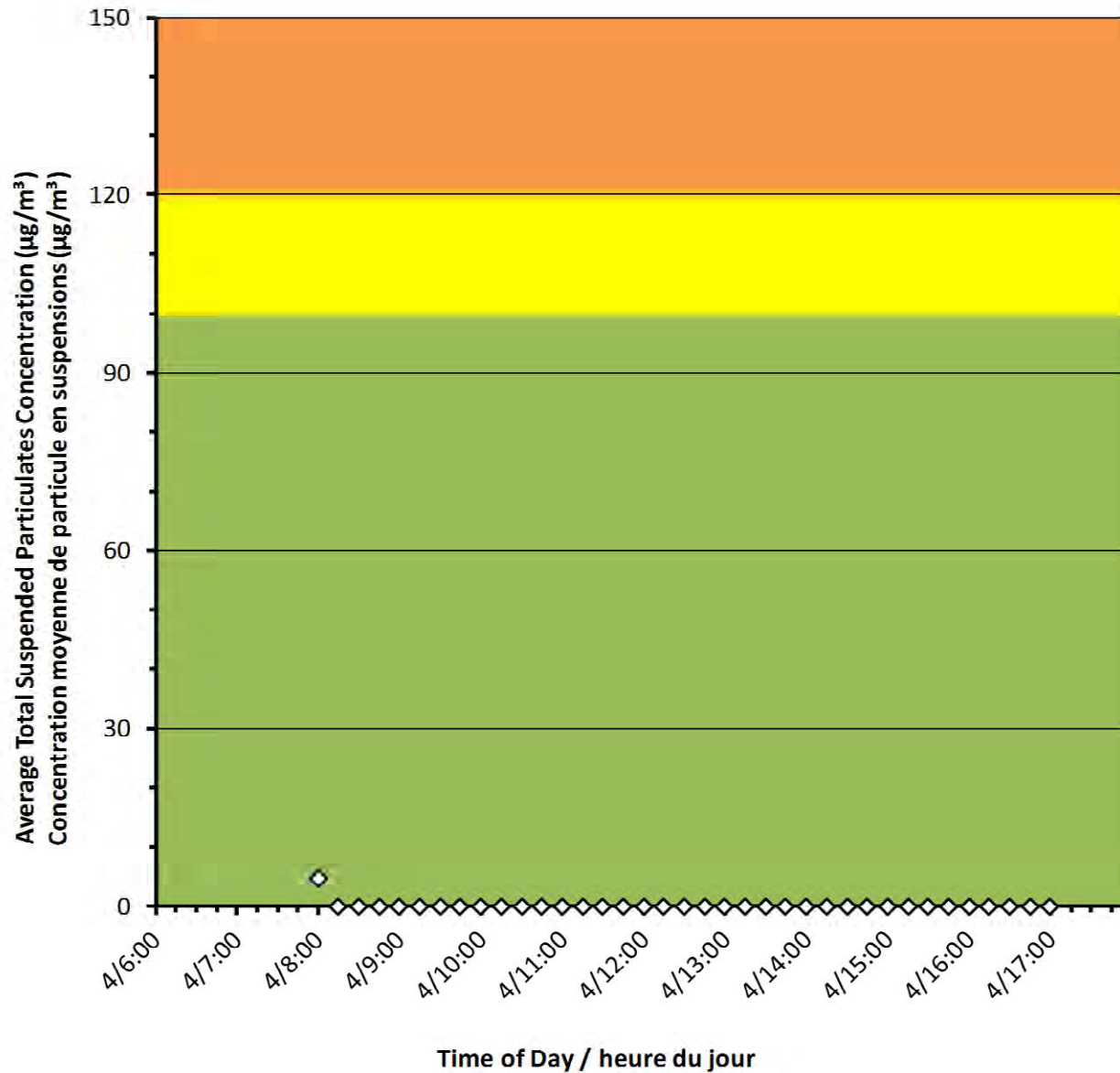
Daily Statistics/Statistiques journalières

5	Maximum Concentration ($\mu\text{g}/\text{m}^3$) Concentration maximale ($\mu\text{g}/\text{m}^3$)
0	Average Concentration ($\mu\text{g}/\text{m}^3$) Concentration moyenne ($\mu\text{g}/\text{m}^3$)

Notes

No additional data. Aucune donnée
additionnelle.

Monitor B/Station B





Port Granby Project Daily Dust Monitoring Data

Projet de Port Granby Surveillance journalière des particules en suspensions

2017/04/04

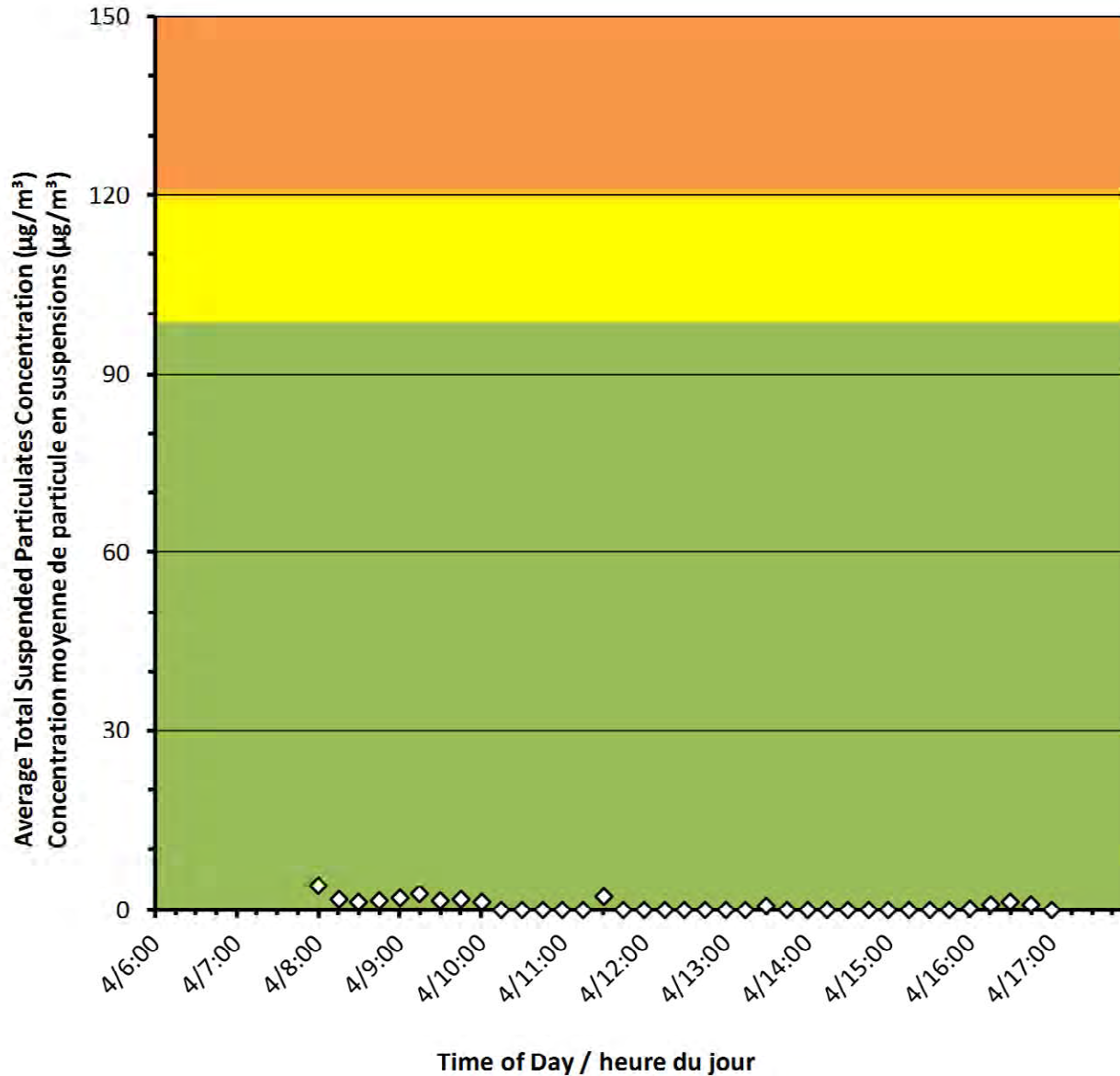
Daily Statistics/Statistiques journalières

4	Maximum Concentration ($\mu\text{g}/\text{m}^3$) Concentration maximale ($\mu\text{g}/\text{m}^3$)
1	Average Concentration ($\mu\text{g}/\text{m}^3$) Concentration moyenne ($\mu\text{g}/\text{m}^3$)

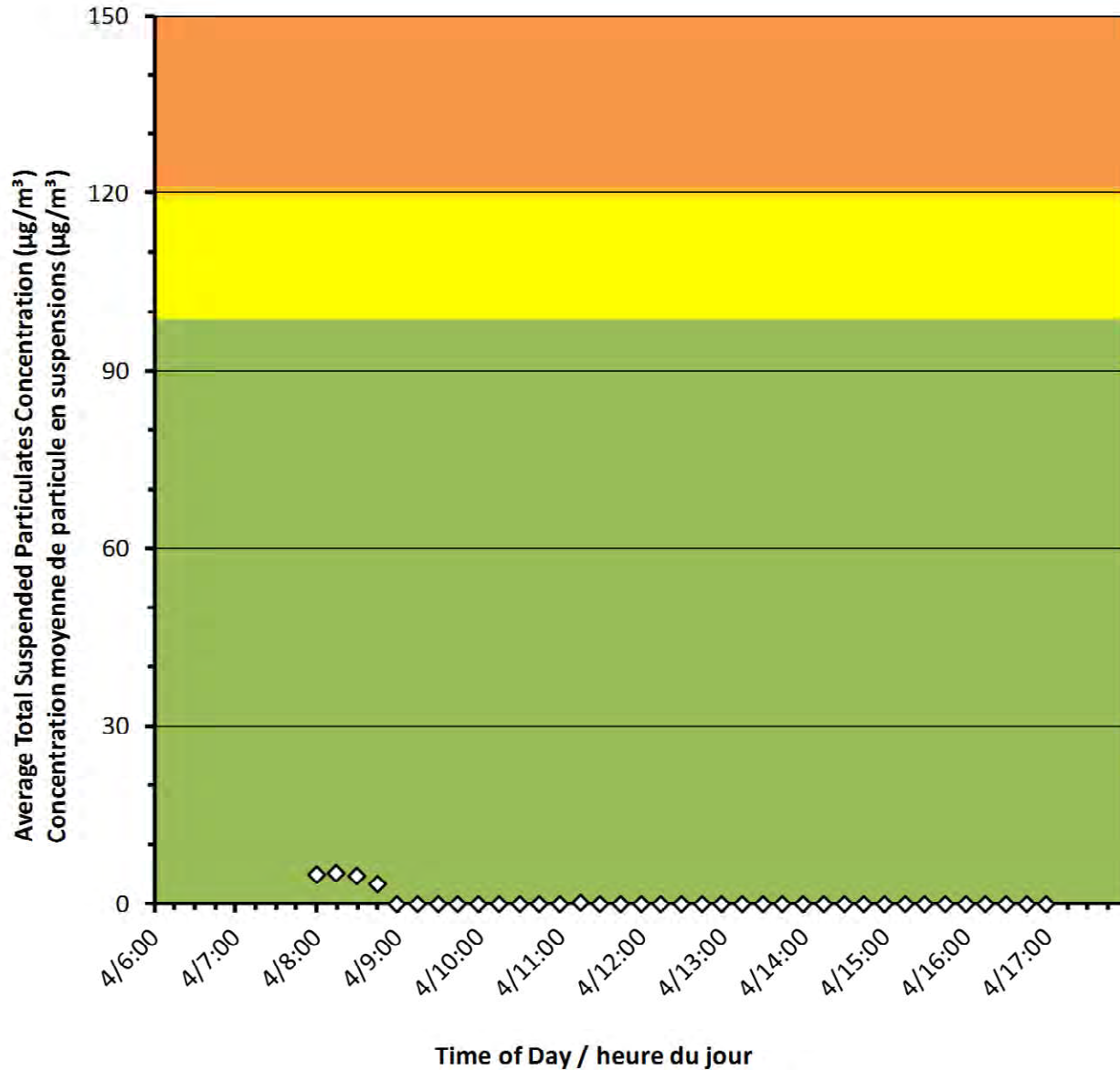
Notes

No additional data. Aucune donnée
additionnelle.

Monitor C/Station C



Monitor D/Station D



Canadian Nuclear Laboratories | Laboratoires Nucléaires Canadiens

Port Granby Project Daily Dust Monitoring Data

Projet de Port Granby Surveillance journalière des particules en suspensions

2017/04/04

Daily Statistics/Statistiques journalières

5	Maximum Concentration (µg/m ³) Concentration maximale (µg/m ³)
0	Average Concentration (µg/m ³) Concentration moyenne (µg/m ³)

Notes

No additional data. Aucune donnée additionnelle.



Port Granby Project Daily Dust Monitoring Data

Projet de Port Granby Surveillance journalière des particules en suspensions

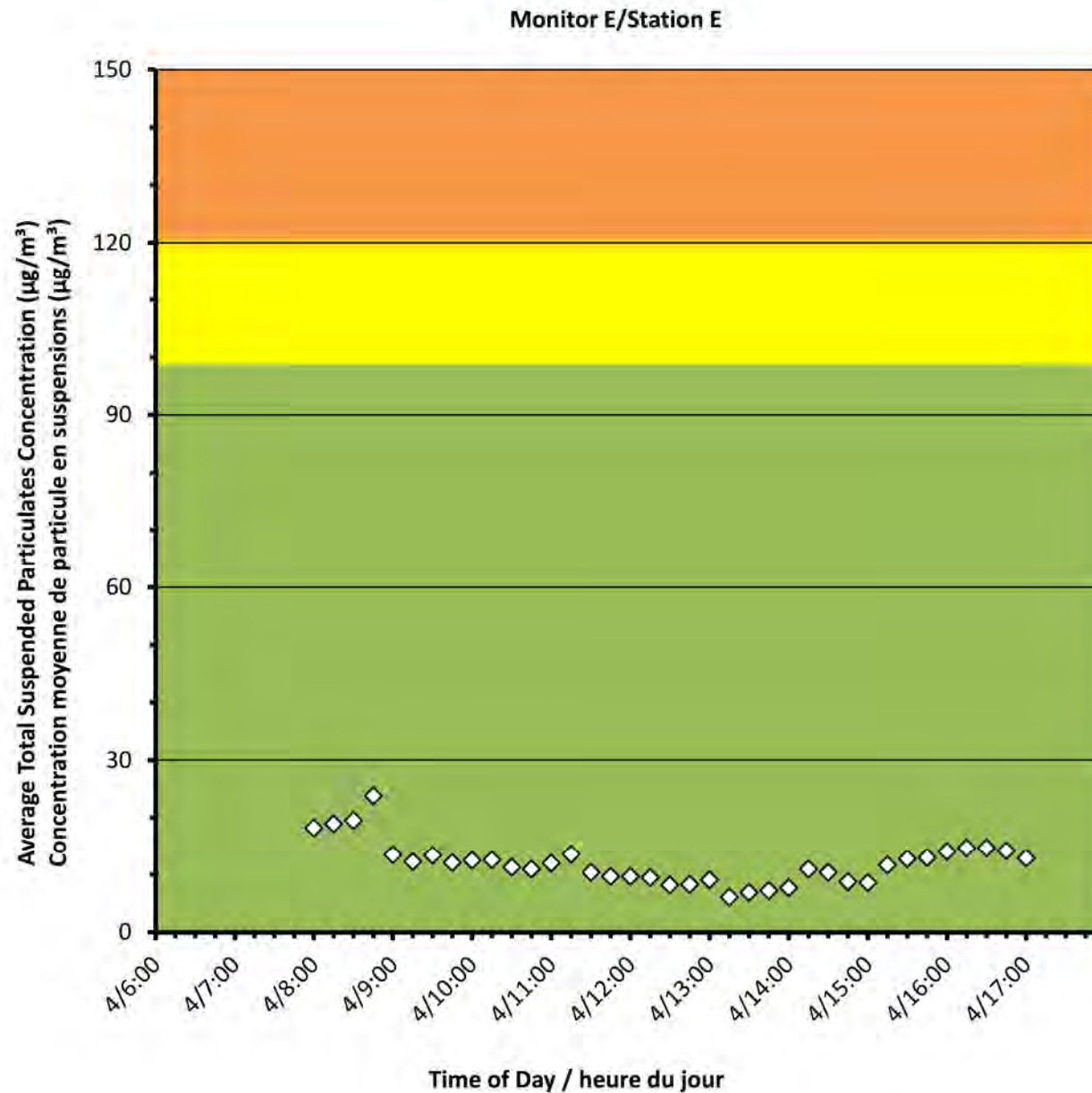
2017/04/04

Daily Statistics/Statistiques journalières

24	Maximum Concentration ($\mu\text{g}/\text{m}^3$) Concentration maximale ($\mu\text{g}/\text{m}^3$)
12	Average Concentration ($\mu\text{g}/\text{m}^3$) Concentration moyenne ($\mu\text{g}/\text{m}^3$)

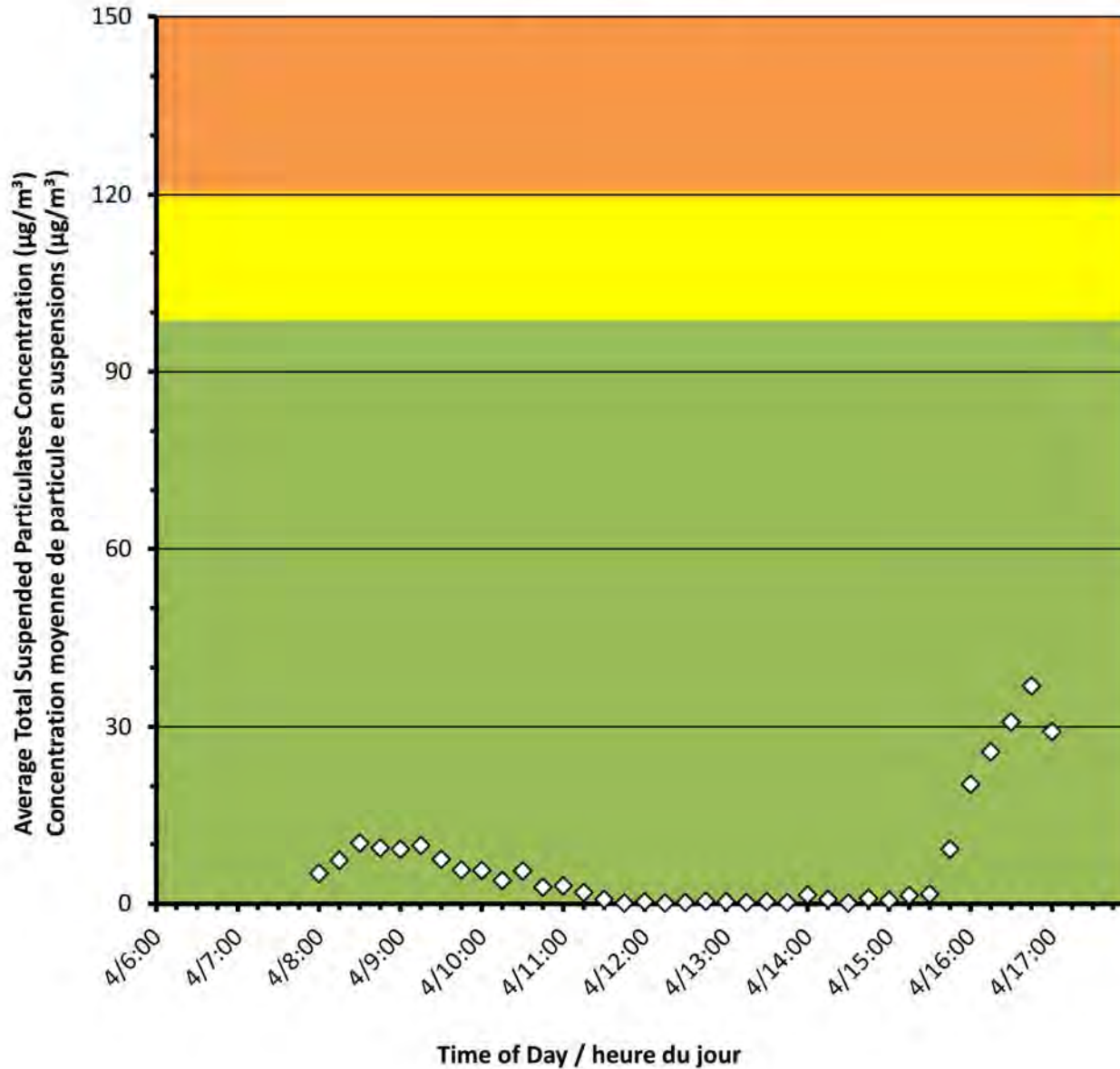
Notes

No additional data. Aucune donnée additionnelle.





Monitor F/Station F



Port Granby Project Daily Dust Monitoring Data

Projet de Port Granby Surveillance journalière des particules en suspensions

2017/04/04

Daily Statistics/Statistiques journalières

37	Maximum Concentration ($\mu\text{g}/\text{m}^3$) Concentration maximale ($\mu\text{g}/\text{m}^3$)
7	Average Concentration ($\mu\text{g}/\text{m}^3$) Concentration moyenne ($\mu\text{g}/\text{m}^3$)

Notes

No additional data. Aucune donnée additionnelle.



Canadian Nuclear
Laboratories



Laboratoires Nucléaires
Canadiens

**Port Granby Project
Daily Dust Monitoring Data**

**Projet de Port Granby
Surveillance journalière des particules
en suspensions**

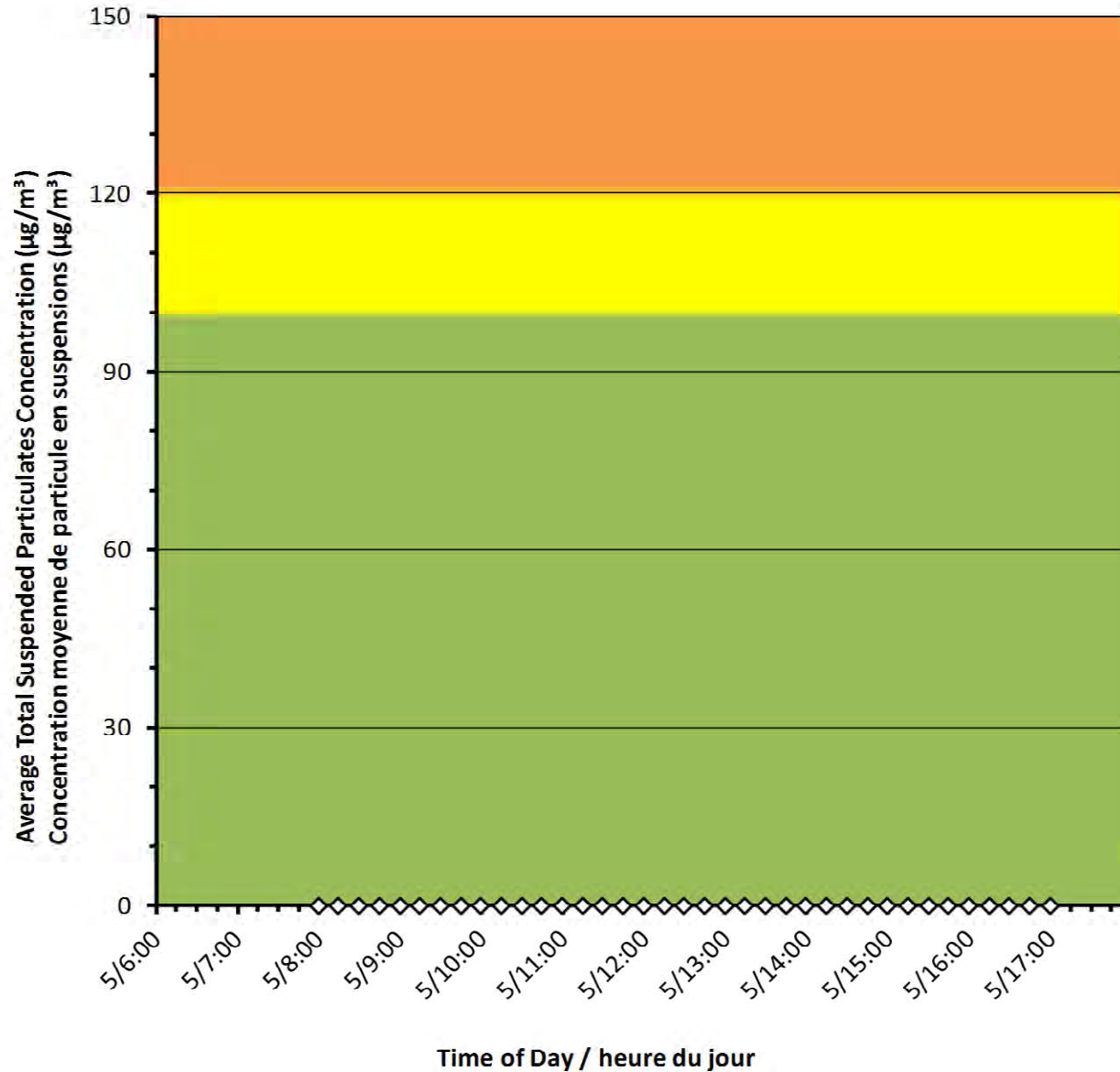
2017/04/05

Legend/Légende

-  Independent Dust Monitoring
Surveillance indépendante
-  Work Site perimeter
Périmètre du chantier général.



Monitor A/Station A



Port Granby Project Daily Dust Monitoring Data

Projet de Port Granby Surveillance journalière des particules en suspensions

2017/04/05

Daily Statistics/Statistiques journalières

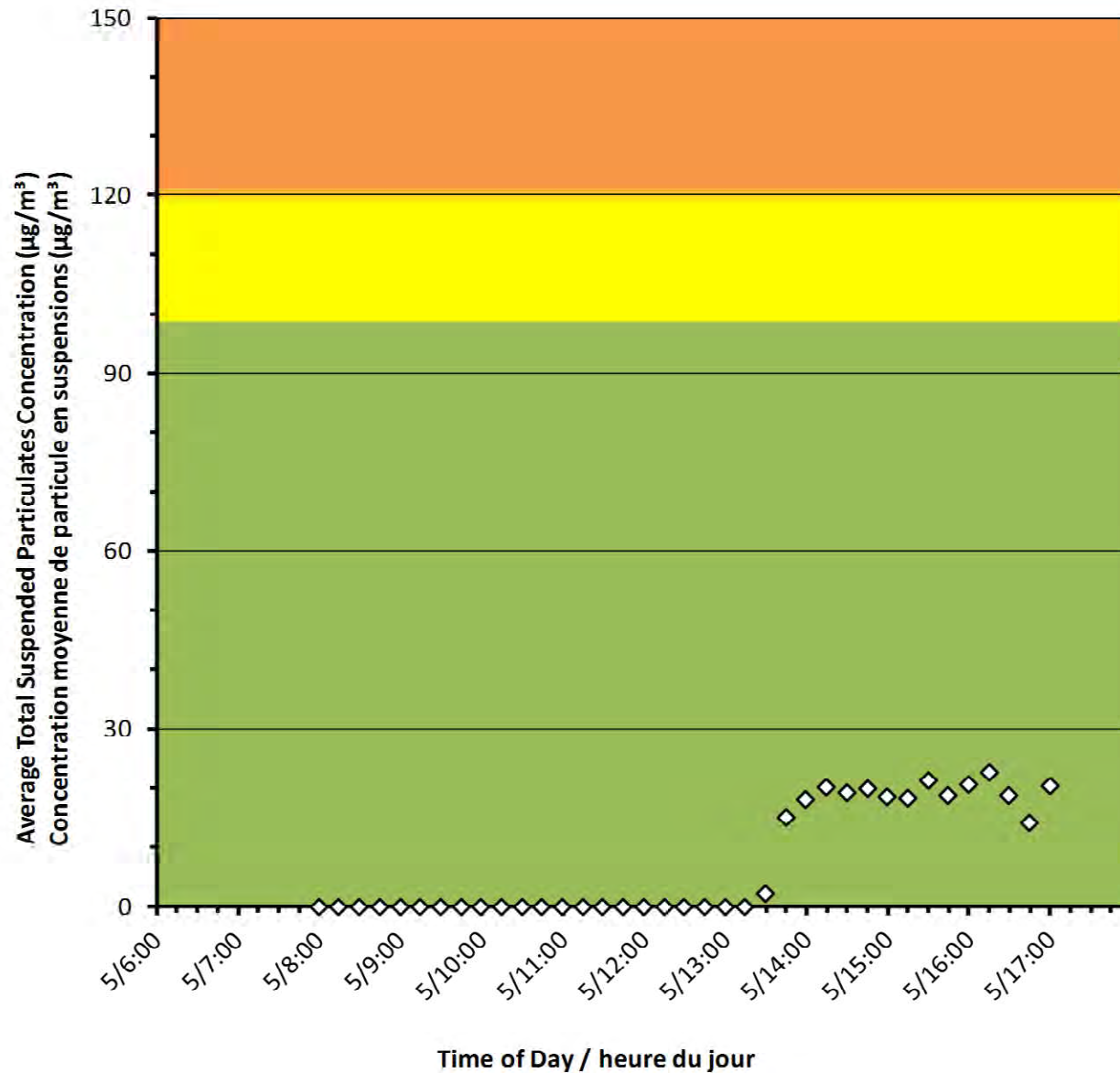
0	Maximum Concentration ($\mu\text{g}/\text{m}^3$) Concentration maximale ($\mu\text{g}/\text{m}^3$)
0	Average Concentration ($\mu\text{g}/\text{m}^3$) Concentration moyenne ($\mu\text{g}/\text{m}^3$)

Notes

No additional data. Aucune donnée
additionnelle.



Monitor B/Station B



Port Granby Project Daily Dust Monitoring Data

Projet de Port Granby Surveillance journalière des particules en suspensions

2017/04/05

Daily Statistics/Statistiques journalières

23	Maximum Concentration ($\mu\text{g}/\text{m}^3$) Concentration maximale ($\mu\text{g}/\text{m}^3$)
6	Average Concentration ($\mu\text{g}/\text{m}^3$) Concentration moyenne ($\mu\text{g}/\text{m}^3$)

Notes

No additional data. Aucune donnée additionnelle.



Port Granby Project Daily Dust Monitoring Data

Projet de Port Granby Surveillance journalière des particules en suspensions

2017/04/05

Daily Statistics/Statistiques journalières

19

Maximum Concentration ($\mu\text{g}/\text{m}^3$)
Concentration maximale ($\mu\text{g}/\text{m}^3$)

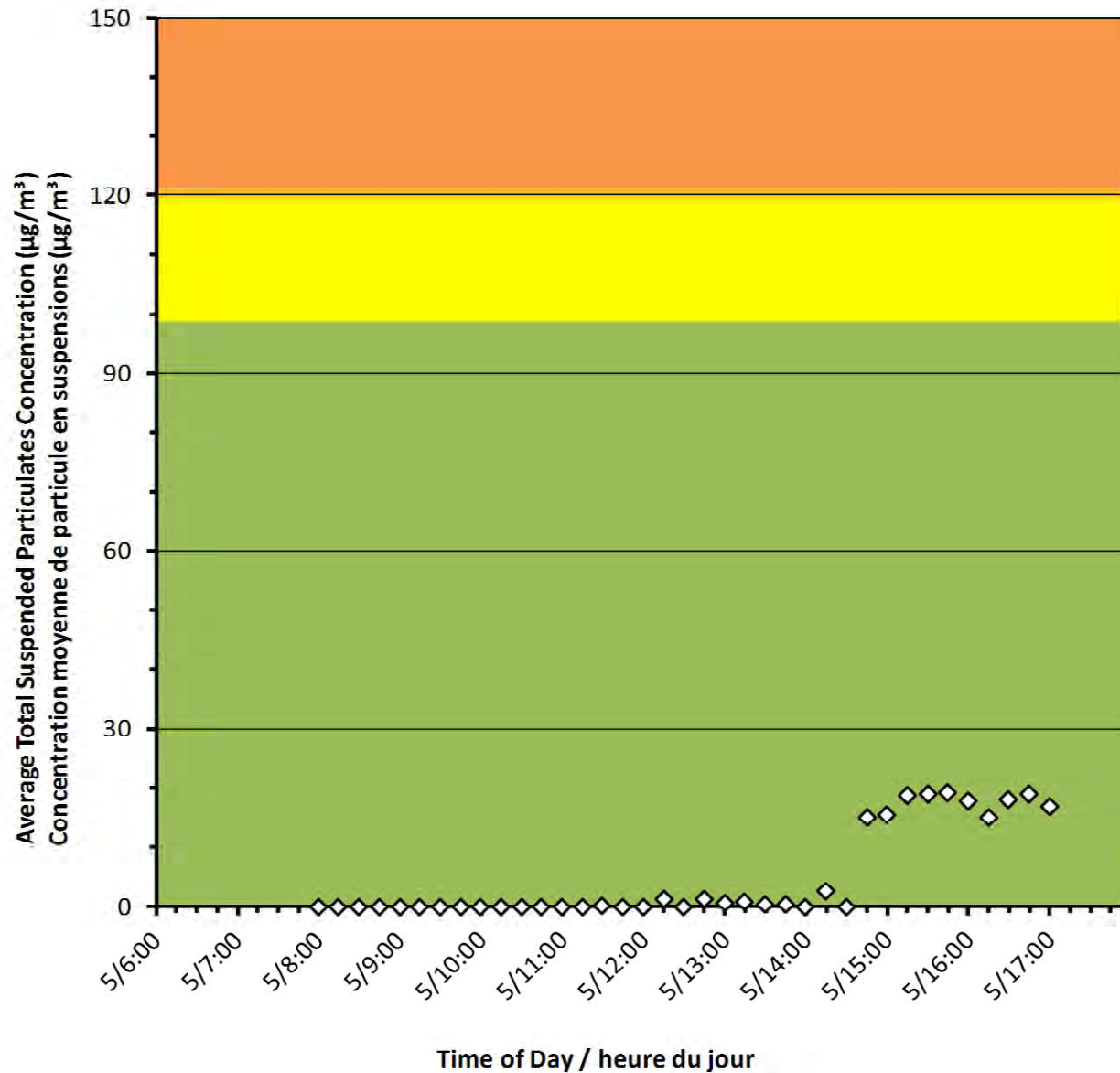
4

Average Concentration ($\mu\text{g}/\text{m}^3$)
Concentration moyenne ($\mu\text{g}/\text{m}^3$)

Notes

No additional data. Aucune donnée
additionnelle.

Monitor C/Station C





Port Granby Project Daily Dust Monitoring Data

Projet de Port Granby Surveillance journalière des particules en suspensions

2017/04/05

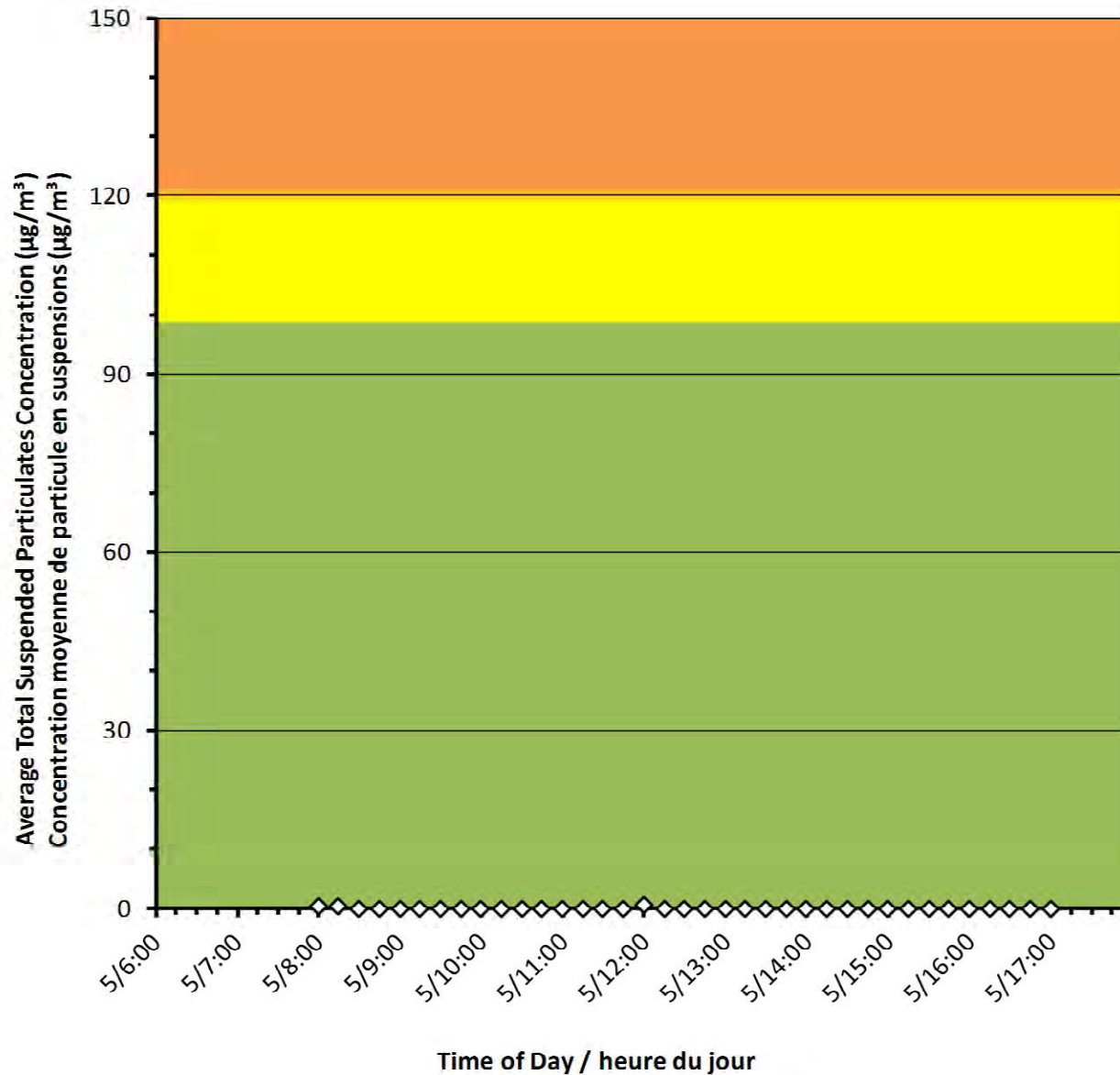
Daily Statistics/Statistiques journalières

1	Maximum Concentration ($\mu\text{g}/\text{m}^3$) Concentration maximale ($\mu\text{g}/\text{m}^3$)
0	Average Concentration ($\mu\text{g}/\text{m}^3$) Concentration moyenne ($\mu\text{g}/\text{m}^3$)

Notes

No additional data. Aucune donnée
additionnelle.

Monitor D/Station D





Port Granby Project Daily Dust Monitoring Data

Projet de Port Granby Surveillance journalière des particules en suspensions

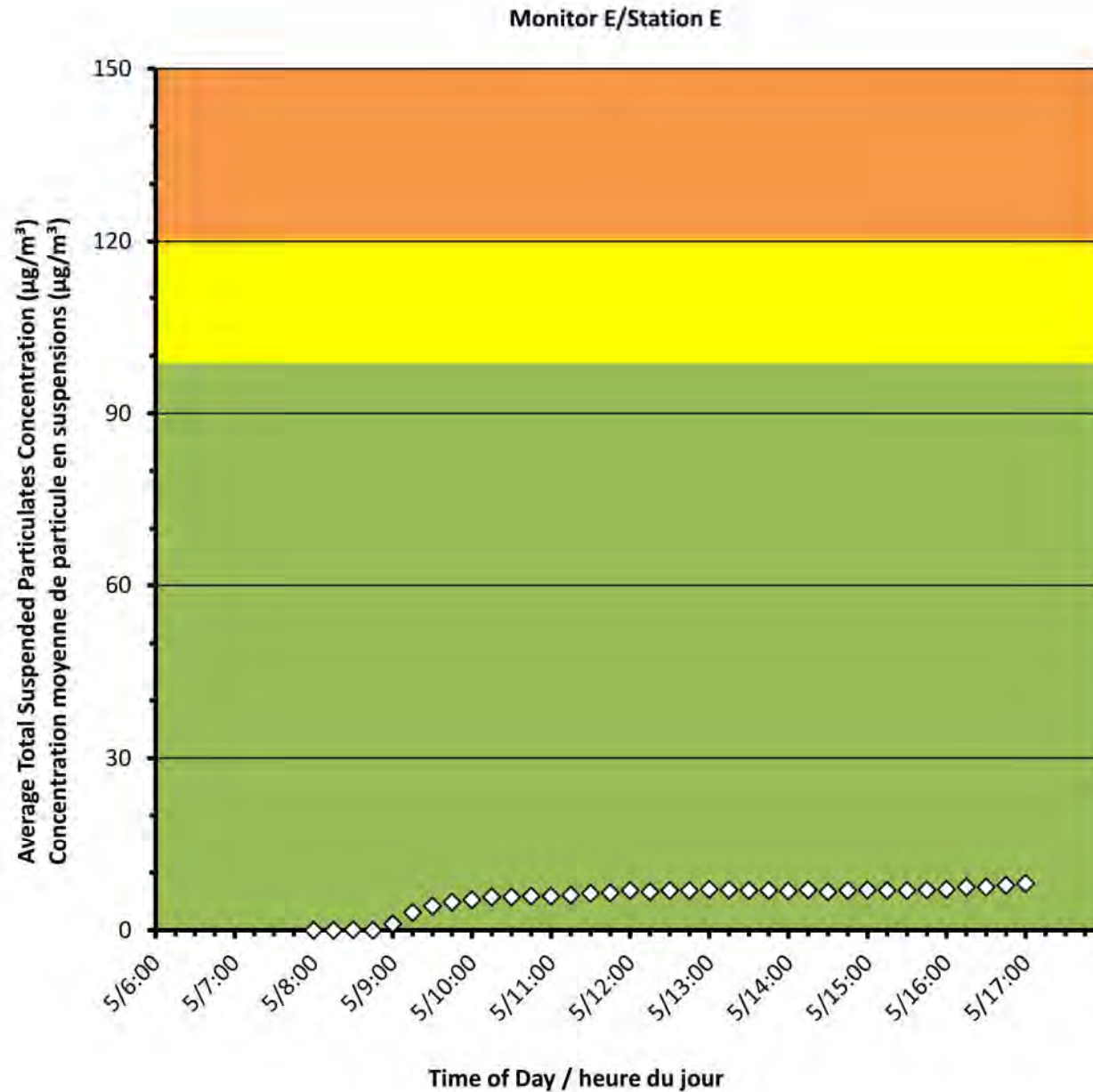
2017/04/05

Daily Statistics/Statistiques journalières

8	Maximum Concentration ($\mu\text{g}/\text{m}^3$) Concentration maximale ($\mu\text{g}/\text{m}^3$)
6	Average Concentration ($\mu\text{g}/\text{m}^3$) Concentration moyenne ($\mu\text{g}/\text{m}^3$)

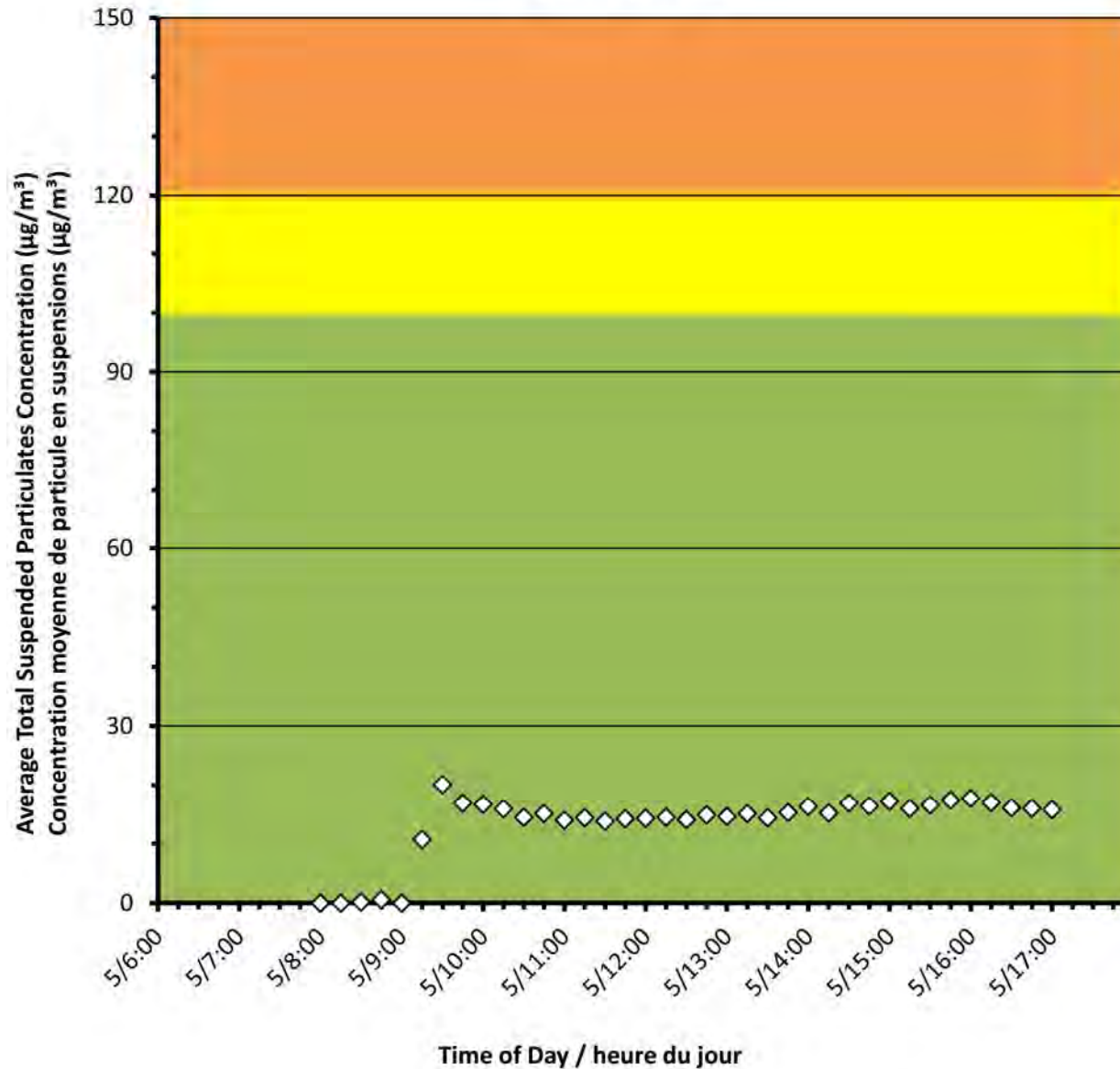
Notes

No additional data. Aucune donnée
additionnelle.





Monitor F/Station F



Port Granby Project Daily Dust Monitoring Data

Projet de Port Granby Surveillance journalière des particules en suspensions

2017/04/05

Daily Statistics/Statistiques journalières

20

Maximum Concentration (µg/m³)
Concentration maximale (µg/m³)

13

Average Concentration (µg/m³)
Concentration moyenne (µg/m³)

Notes

No additional data. Aucune donnée
additionnelle.




Canadian Nuclear Laboratories | Laboratoires Nucléaires Canadiens


**Port Granby Project
Daily Dust Monitoring Data**

**Projet de Port Granby
Surveillance journalière des particules
en suspensions**

2017/04/06

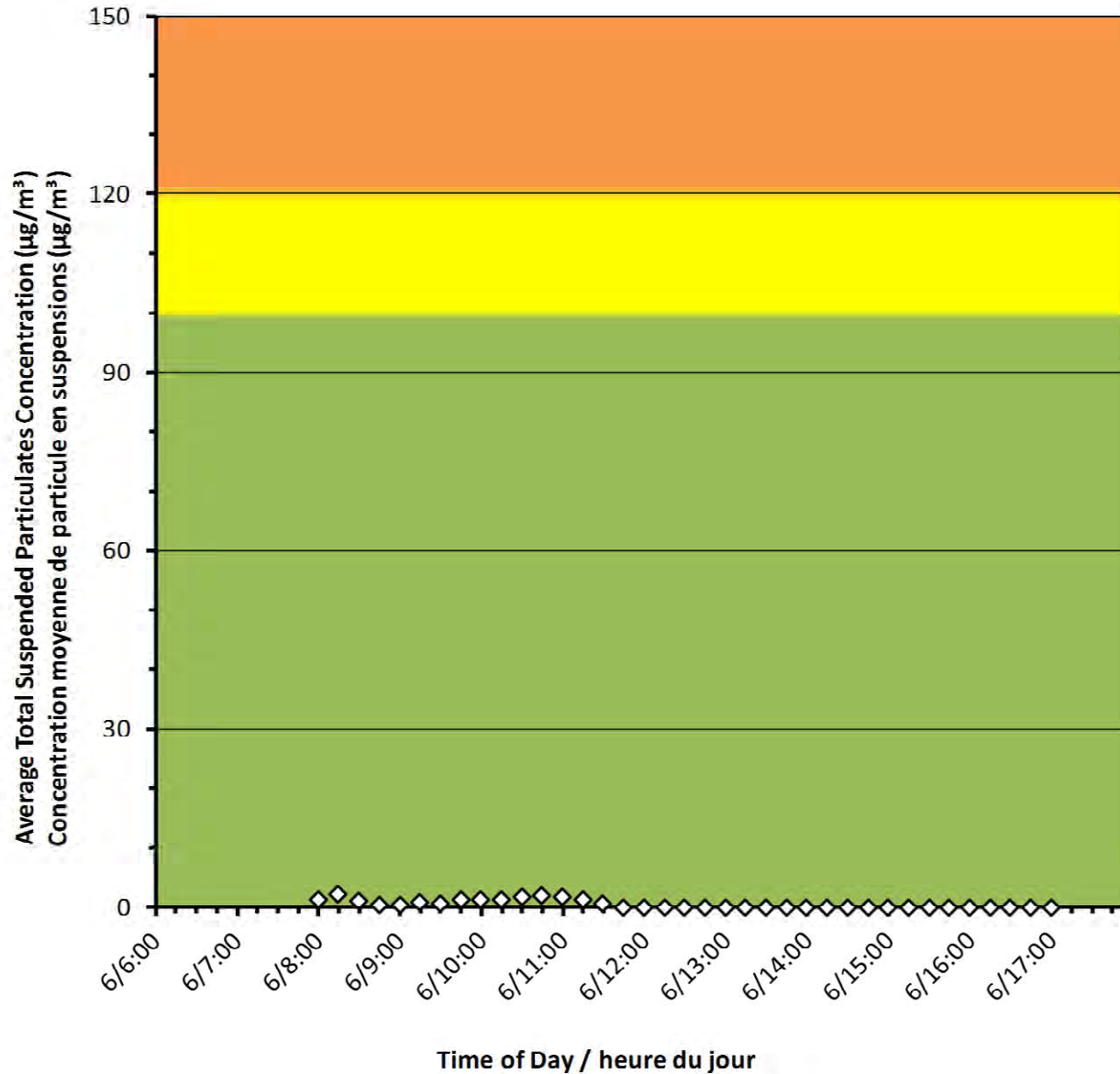
Legend/Légende

 Independent Dust Monitoring
Surveillance indépendante

 Work Site perimeter
Perimètre du chantier general.



Monitor A/Station A



Port Granby Project Daily Dust Monitoring Data

Projet de Port Granby Surveillance journalière des particules en suspensions

2017/04/06

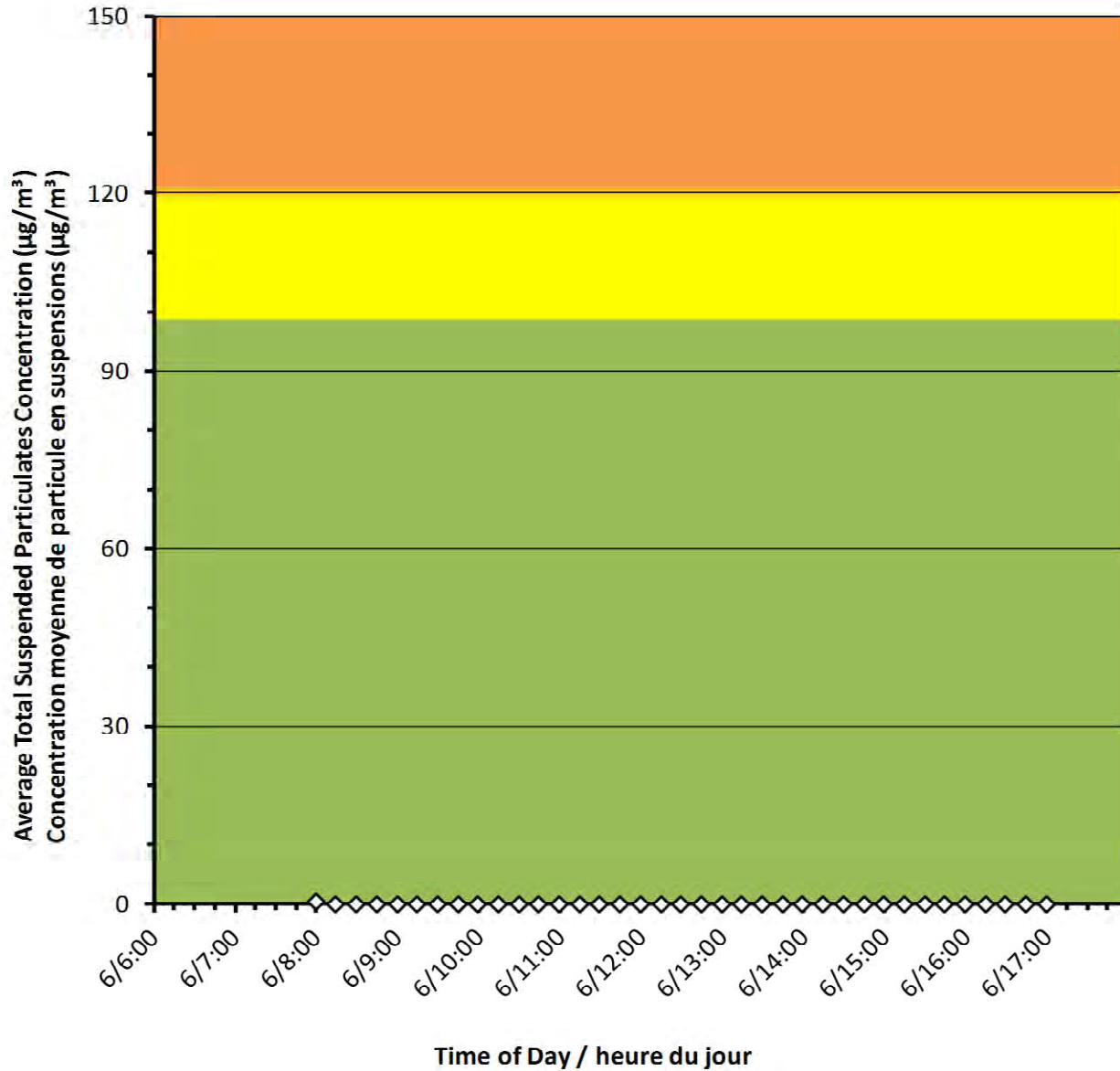
Daily Statistics/Statistiques journalières

2	Maximum Concentration (µg/m ³) Concentration maximale (µg/m ³)
0	Average Concentration (µg/m ³) Concentration moyenne (µg/m ³)

Notes

No additional data. Aucune donnée additionnelle.

Monitor B/Station B



Port Granby Project Daily Dust Monitoring Data

Projet de Port Granby Surveillance journalière des particules en suspensions

2017/04/06

Daily Statistics/Statistiques journalières

0	Maximum Concentration ($\mu\text{g}/\text{m}^3$) Concentration maximale ($\mu\text{g}/\text{m}^3$)
0	Average Concentration ($\mu\text{g}/\text{m}^3$) Concentration moyenne ($\mu\text{g}/\text{m}^3$)

Notes

No additional data. Aucune donnée additionnelle.



Port Granby Project Daily Dust Monitoring Data

Projet de Port Granby Surveillance journalière des particules en suspensions

2017/04/06

Daily Statistics/Statistiques journalières

18

Maximum Concentration ($\mu\text{g}/\text{m}^3$)
Concentration maximale ($\mu\text{g}/\text{m}^3$)

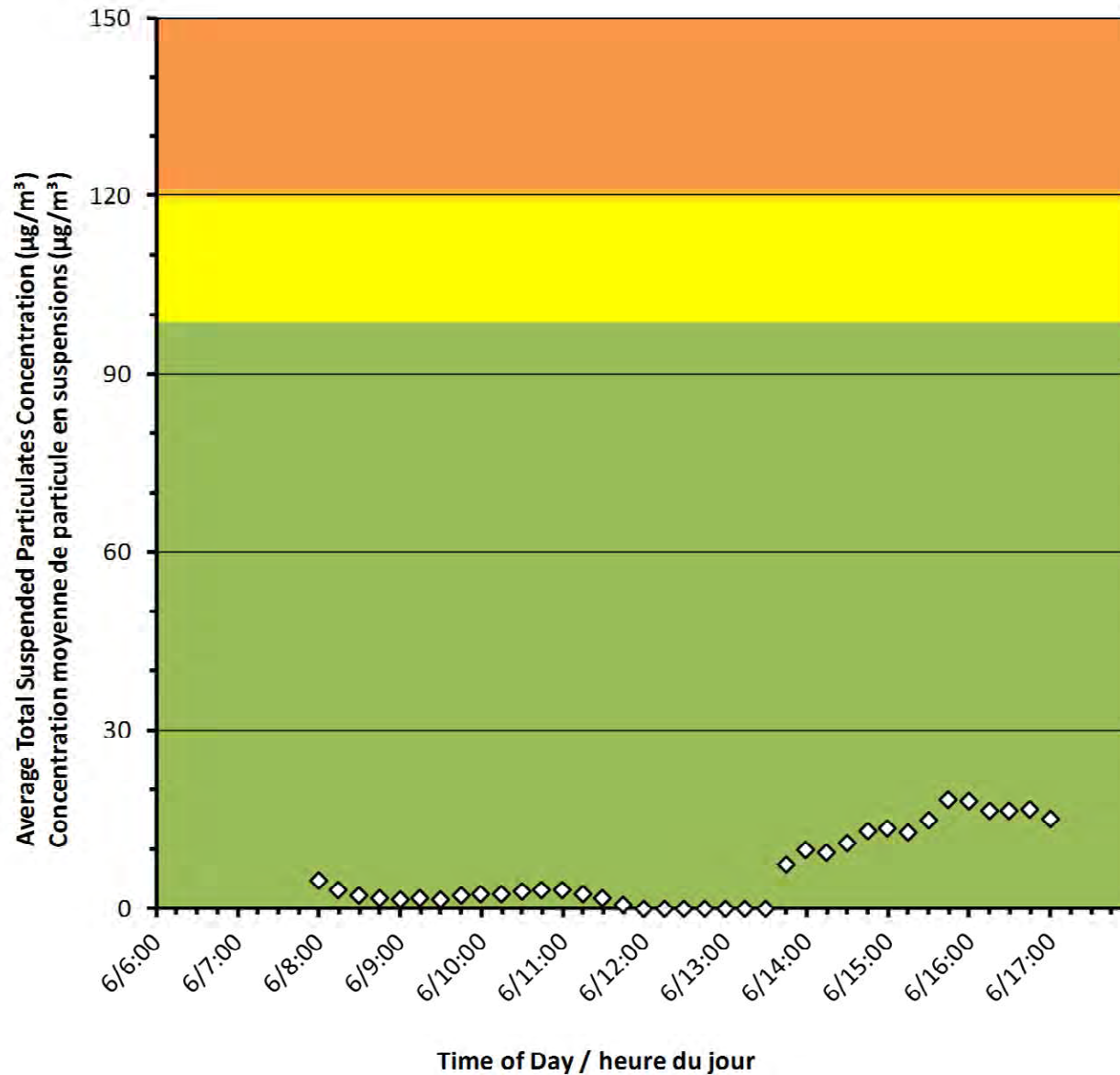
6

Average Concentration ($\mu\text{g}/\text{m}^3$)
Concentration moyenne ($\mu\text{g}/\text{m}^3$)

Notes

No additional data. Aucune donnée
additionnelle.

Monitor C/Station C





**Port Granby Project
Daily Dust Monitoring Data**

**Projet de Port Granby
Surveillance journalière des
particules en suspensions**

2017/04/06

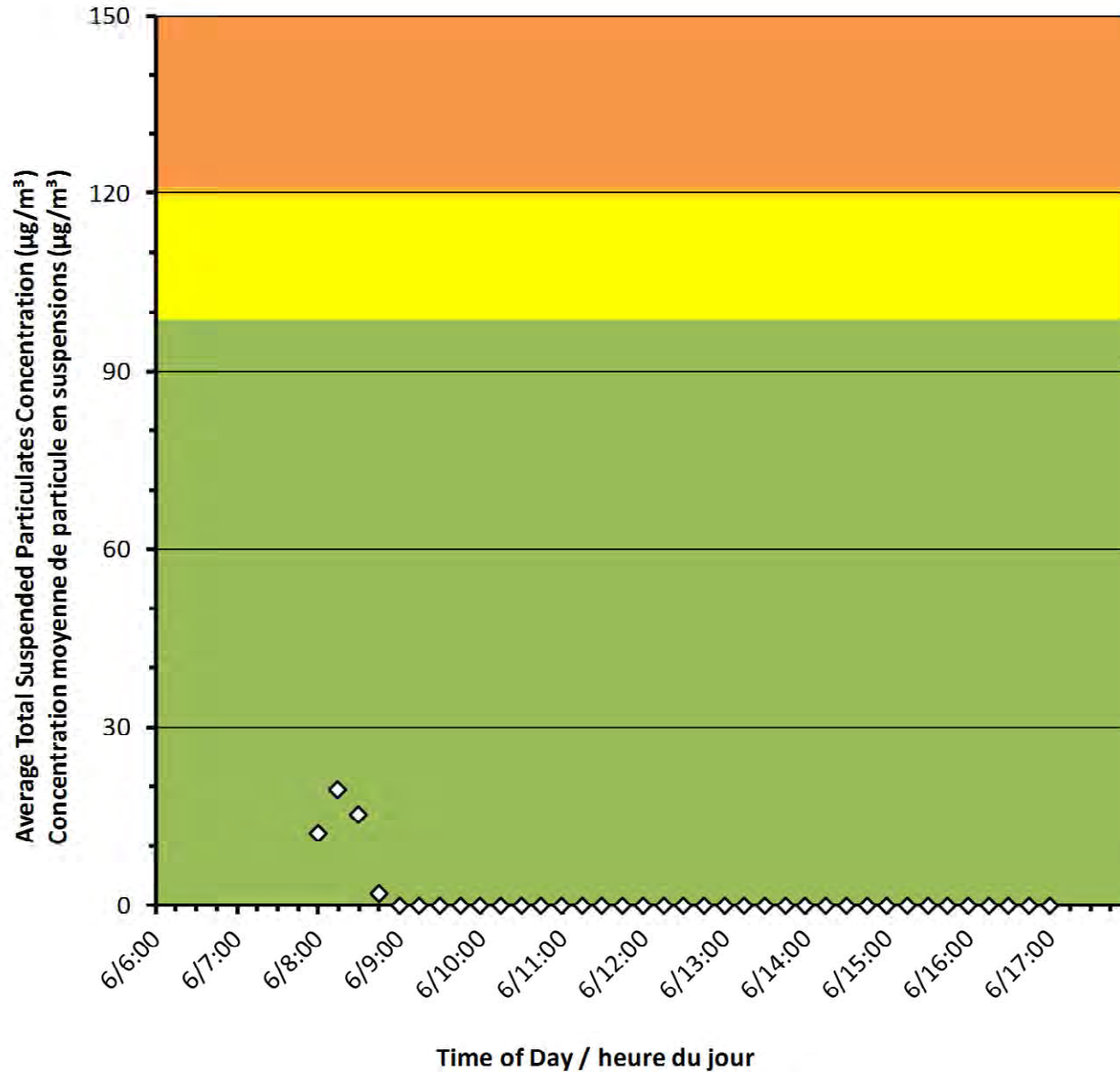
Daily Statistics/Statistiques journalières

19	Maximum Concentration ($\mu\text{g}/\text{m}^3$) Concentration maximale ($\mu\text{g}/\text{m}^3$)
1	Average Concentration ($\mu\text{g}/\text{m}^3$) Concentration moyenne ($\mu\text{g}/\text{m}^3$)

Notes

No additional data. Aucune donnée additionnelle.

Monitor D/Station D

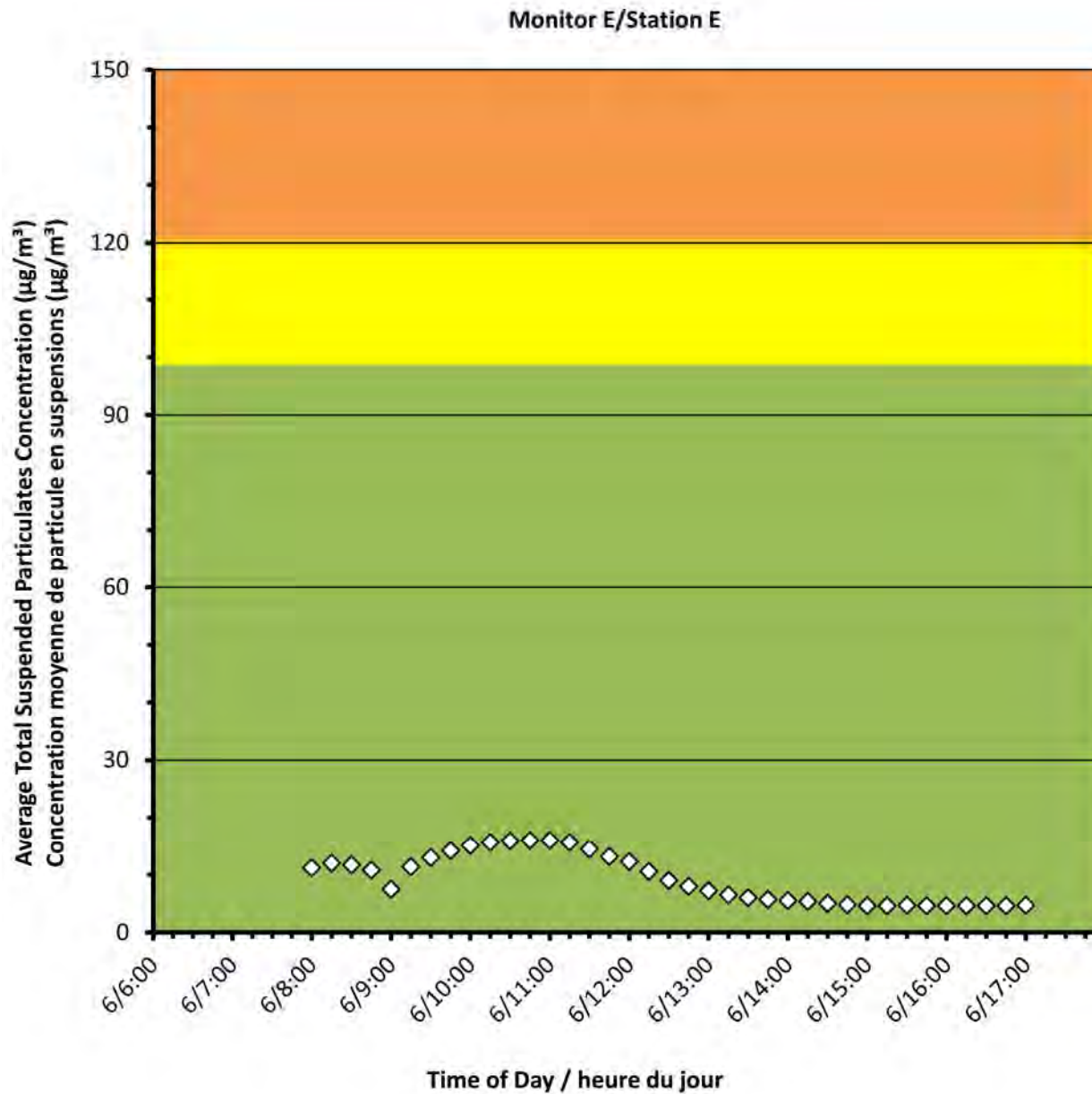




Port Granby Project Daily Dust Monitoring Data

Projet de Port Granby Surveillance journalière des particules en suspensions

2017/04/06



Daily Statistics/Statistiques journalières

16	Maximum Concentration ($\mu\text{g}/\text{m}^3$) Concentration maximale ($\mu\text{g}/\text{m}^3$)
9	Average Concentration ($\mu\text{g}/\text{m}^3$) Concentration moyenne ($\mu\text{g}/\text{m}^3$)

Notes

No additional data. Aucune donnée additionnelle.



Port Granby Project Daily Dust Monitoring Data

Projet de Port Granby Surveillance journalière des particules en suspensions

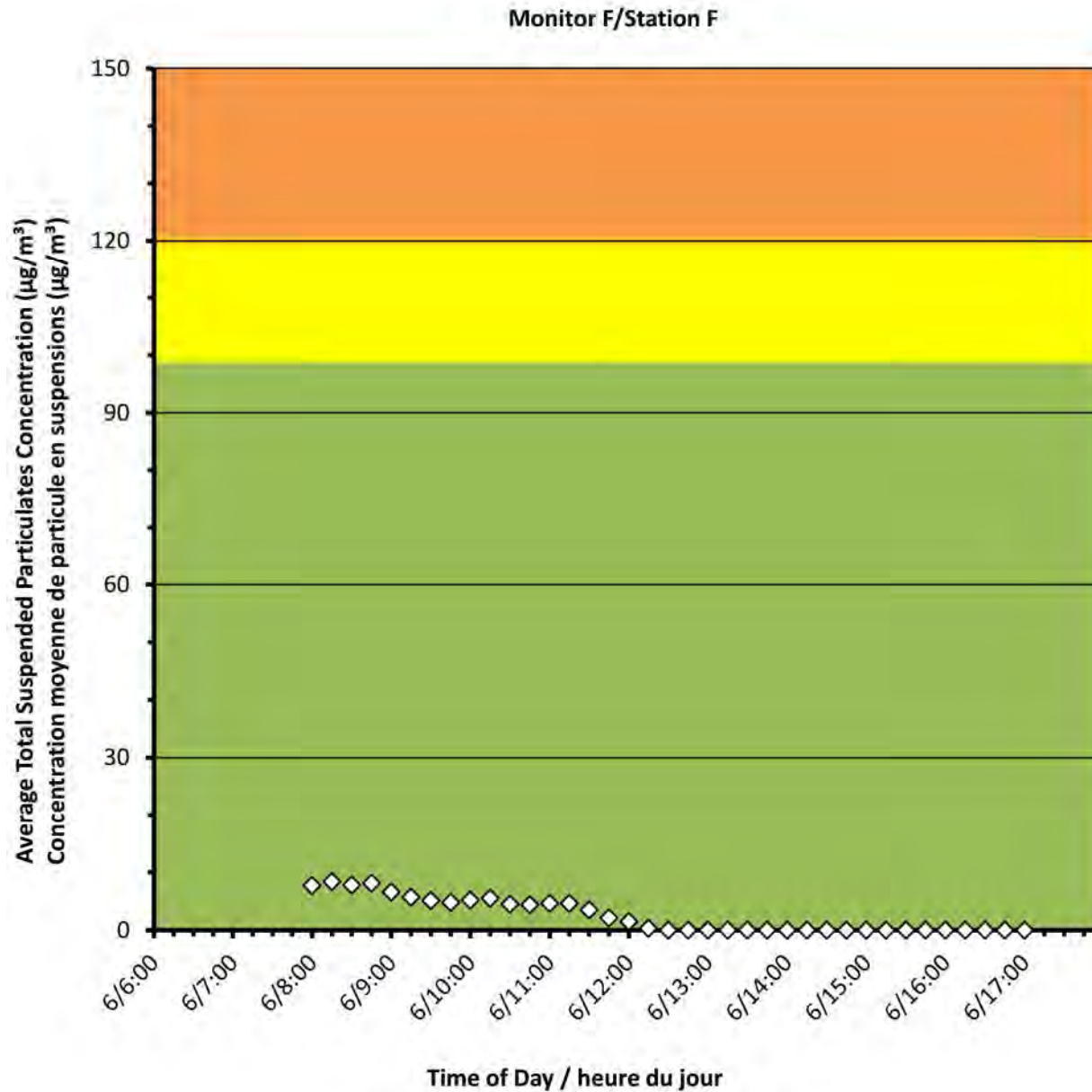
2017/04/06

Daily Statistics/Statistiques journalières

8	Maximum Concentration ($\mu\text{g}/\text{m}^3$) Concentration maximale ($\mu\text{g}/\text{m}^3$)
2	Average Concentration ($\mu\text{g}/\text{m}^3$) Concentration moyenne ($\mu\text{g}/\text{m}^3$)

Notes

No additional data. Aucune donnée
additionnelle.





Canadian Nuclear
Laboratories



Laboratoires Nucléaires
Canadiens

Port Granby Project
Daily Dust Monitoring Data

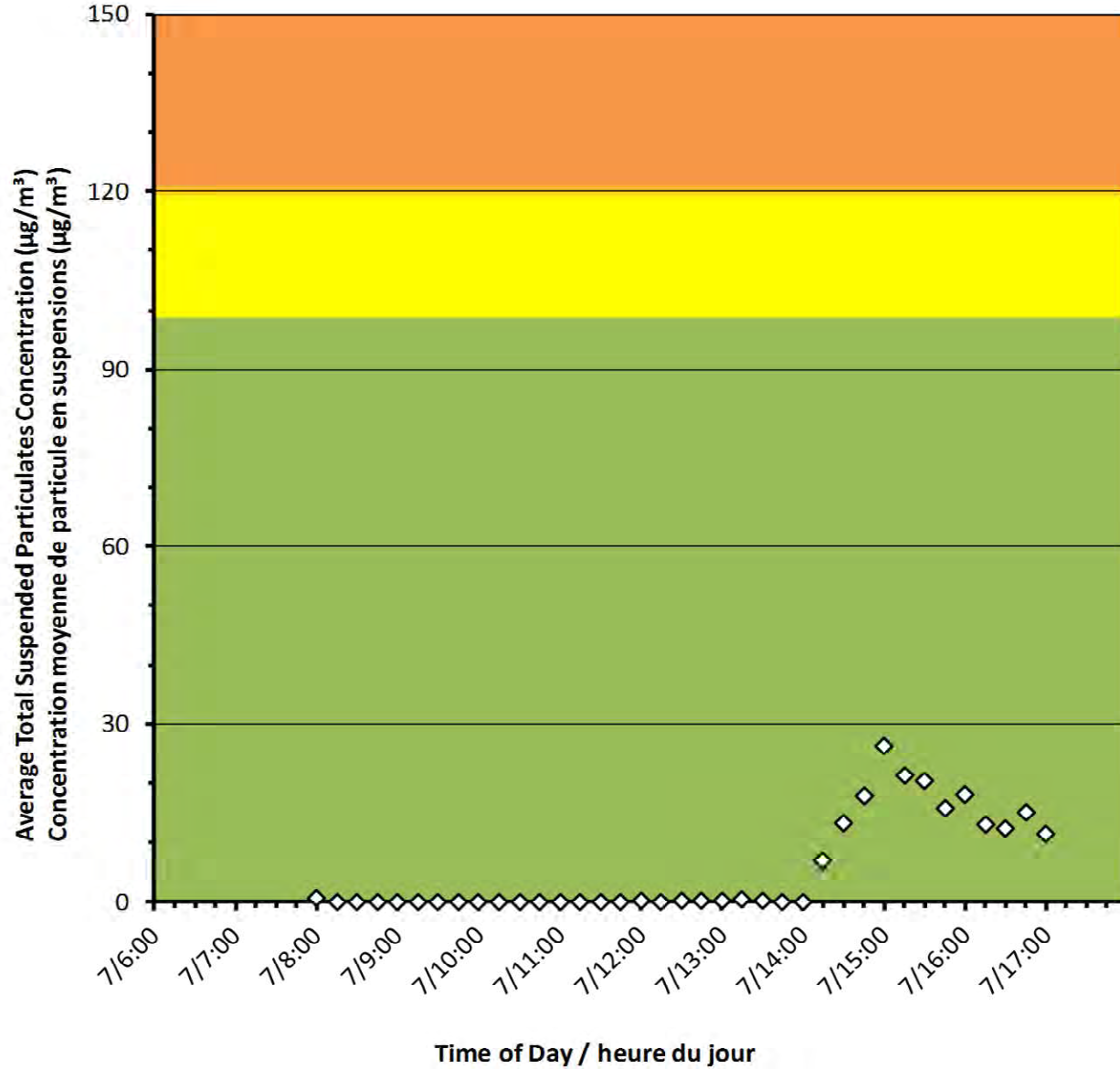
Projet de Port Granby
Surveillance journalière des particules
en suspensions

2017/04/07

Legend/Légende

-  Independent Dust Monitoring
Surveillance indépendante
-  Work Site perimeter
Périmètre du chantier general.

Monitor A/Station A



Port Granby Project
Daily Dust Monitoring Data

Projet de Port Granby
Surveillance journalière des
particules en suspensions

2017/04/07

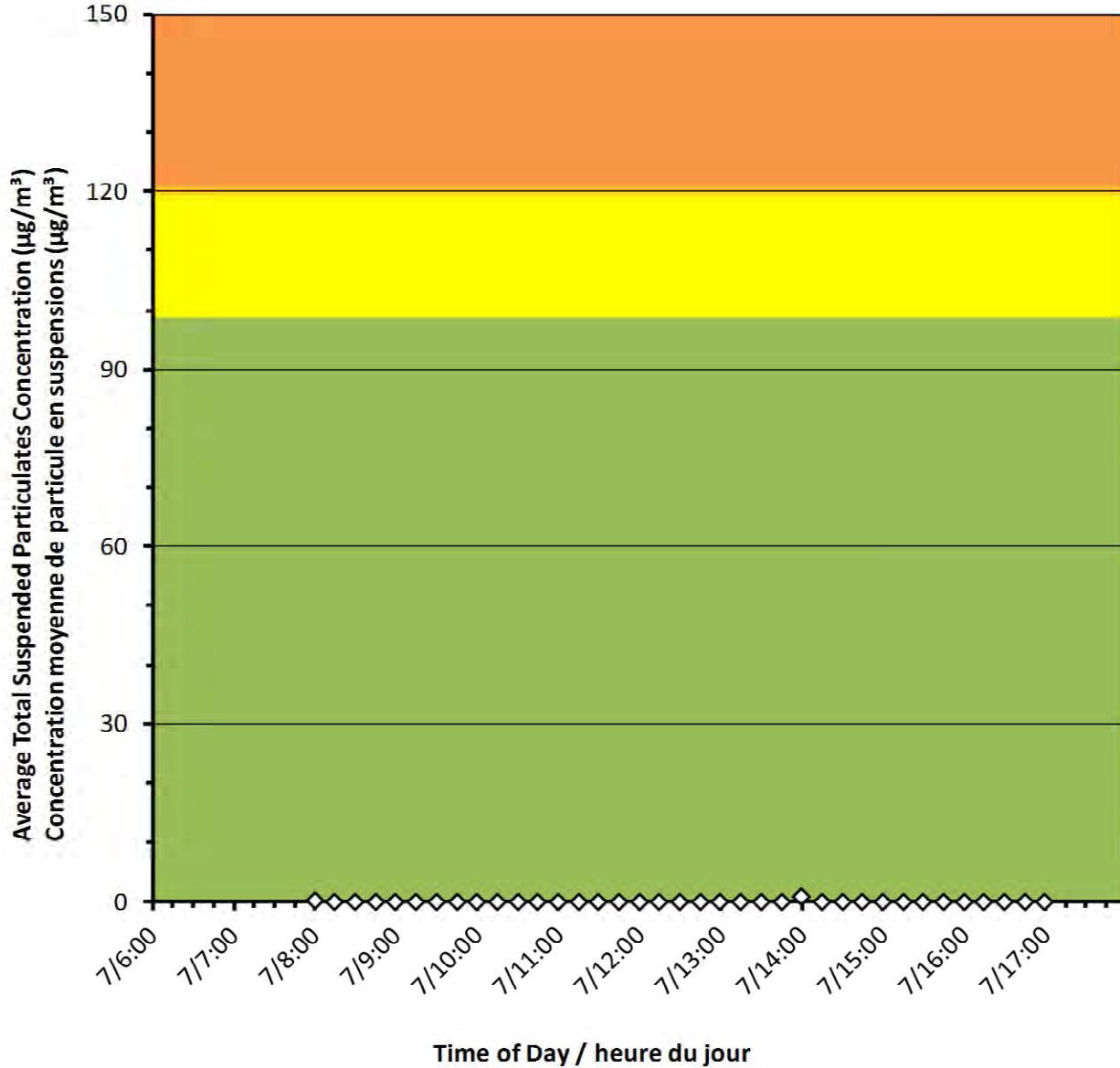
Daily Statistics/Statistiques journalières

26	Maximum Concentration (µg/m ³) Concentration maximale (µg/m ³)
5	Average Concentration (µg/m ³) Concentration moyenne (µg/m ³)

Notes

No additional data. Aucune donnée additionnelle.

Monitor B/Station B



Port Granby Project
Daily Dust Monitoring Data

Projet de Port Granby
Surveillance journalière des
particules en suspensions

2017/04/07

Daily Statistics/Statistiques journalières

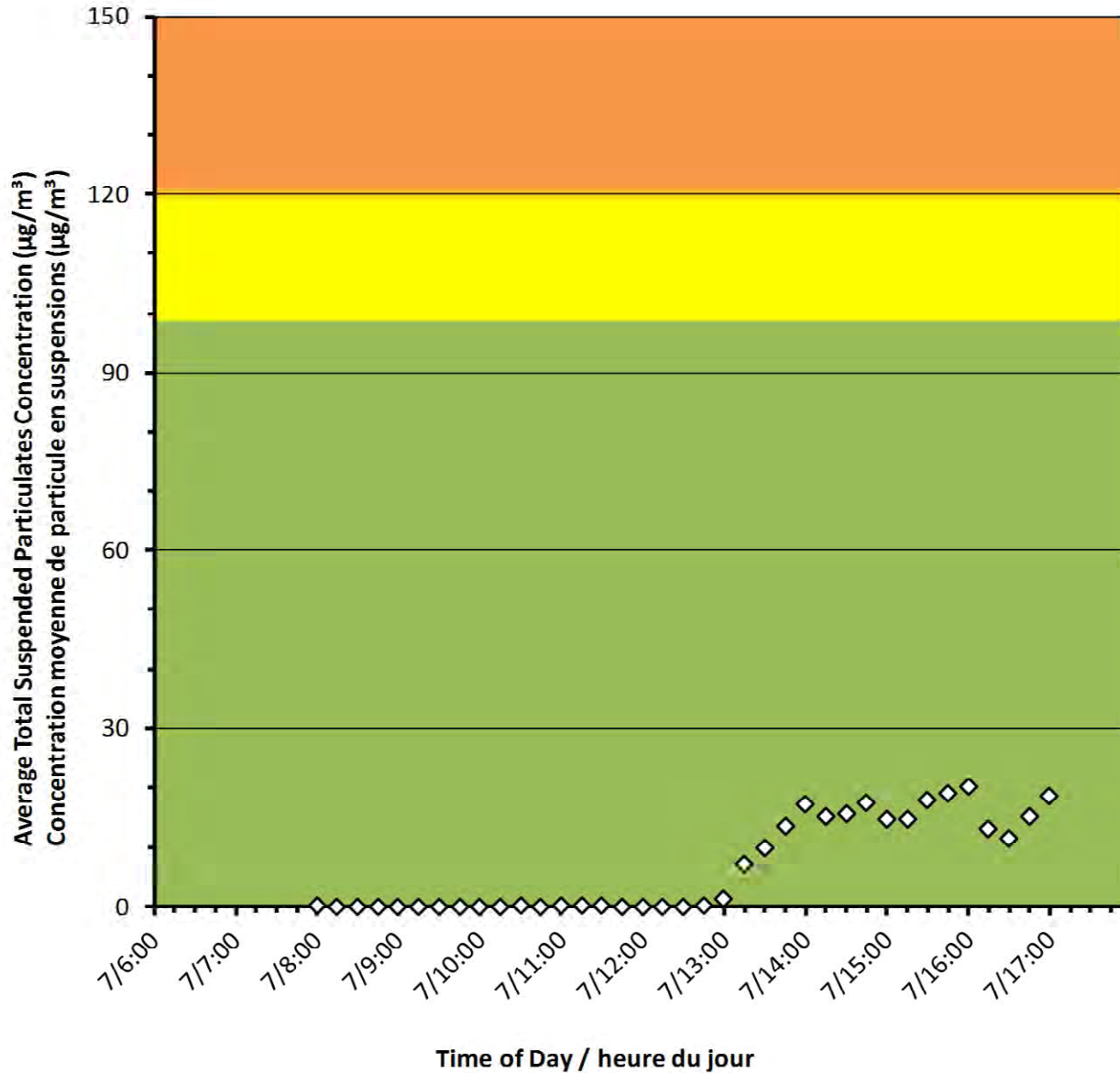
1	Maximum Concentration ($\mu\text{g}/\text{m}^3$) Concentration maximale ($\mu\text{g}/\text{m}^3$)
0	Average Concentration ($\mu\text{g}/\text{m}^3$) Concentration moyenne ($\mu\text{g}/\text{m}^3$)

Notes

No additional data. Aucune donnée
additionnelle.



Monitor C/Station C



Port Granby Project Daily Dust Monitoring Data

Projet de Port Granby Surveillance journalière des particules en suspensions

2017/04/07

Daily Statistics/Statistiques journalières

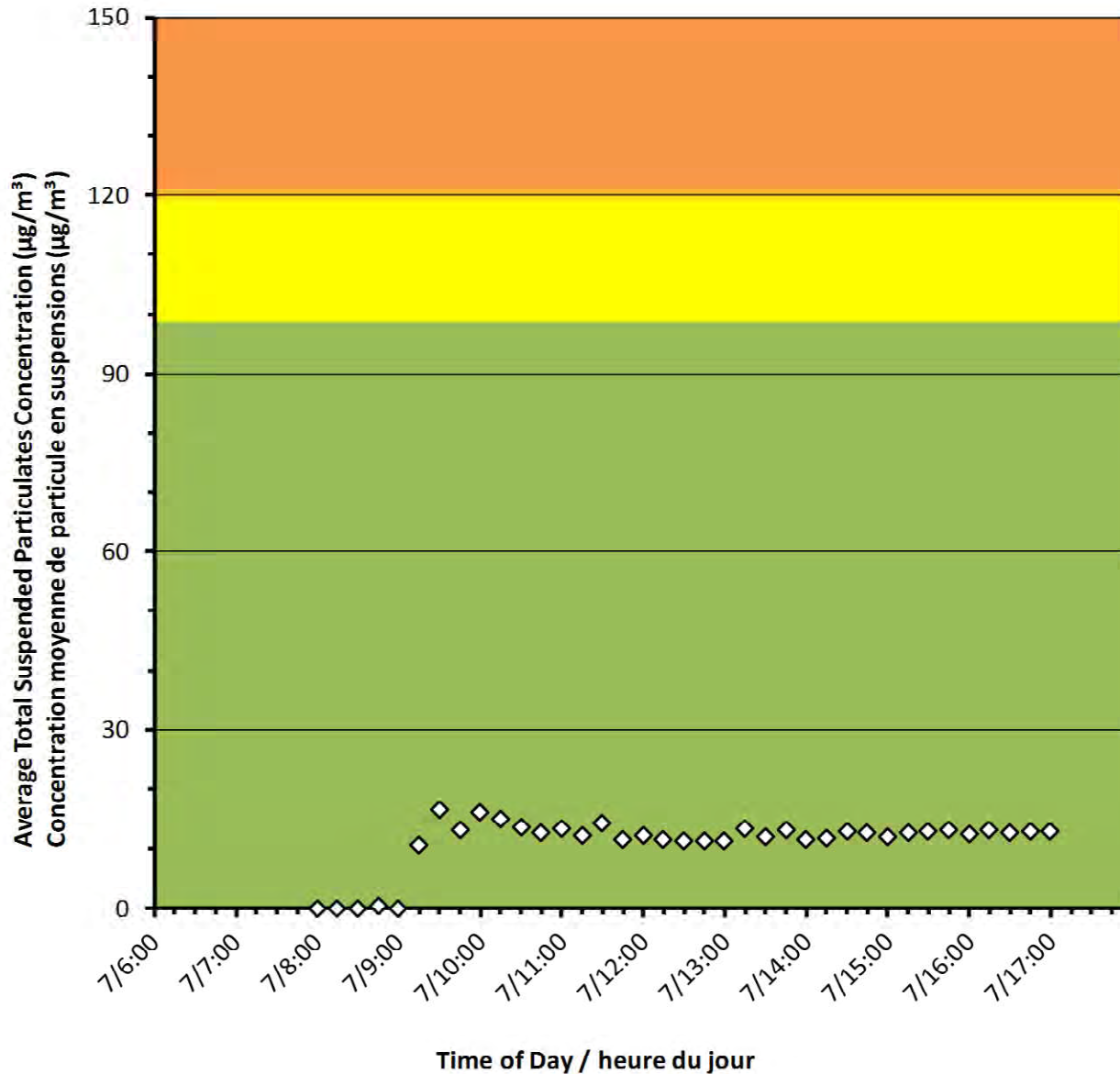
20	Maximum Concentration ($\mu\text{g}/\text{m}^3$) Concentration maximale ($\mu\text{g}/\text{m}^3$)
6	Average Concentration ($\mu\text{g}/\text{m}^3$) Concentration moyenne ($\mu\text{g}/\text{m}^3$)

Notes

No additional data. Aucune donnée additionnelle.



Monitor D/Station D



Port Granby Project Daily Dust Monitoring Data

Projet de Port Granby Surveillance journalière des particules en suspensions

2017/04/07

Daily Statistics/Statistiques journalières

16	Maximum Concentration ($\mu\text{g}/\text{m}^3$) Concentration maximale ($\mu\text{g}/\text{m}^3$)
10	Average Concentration ($\mu\text{g}/\text{m}^3$) Concentration moyenne ($\mu\text{g}/\text{m}^3$)

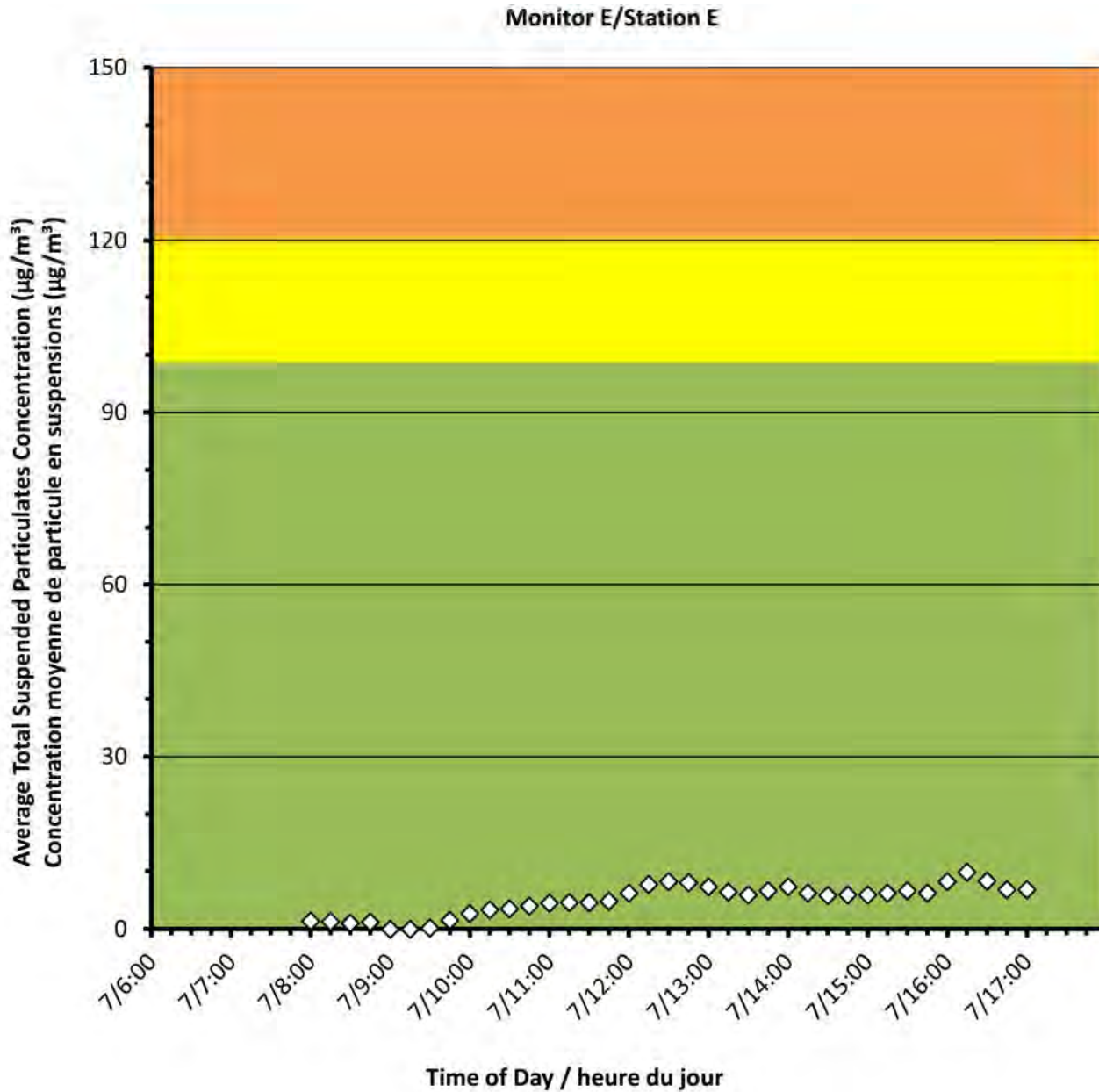
Notes

No additional data. Aucune donnée additionnelle.

Port Granby Project
Daily Dust Monitoring Data

Projet de Port Granby
Surveillance journalière des
particules en suspensions

2017/04/07



Daily Statistics/Statistiques journalières

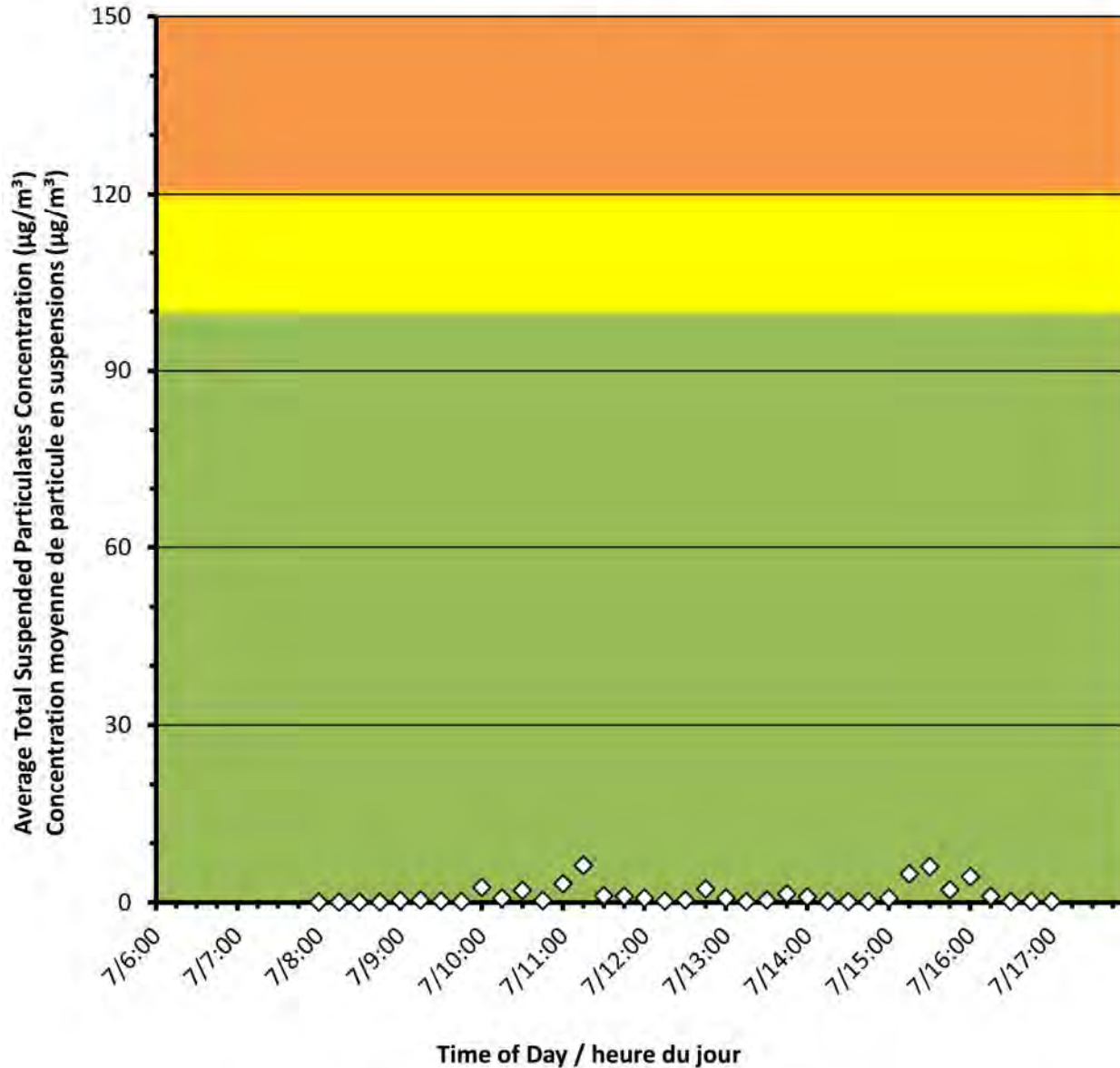
10	Maximum Concentration ($\mu\text{g}/\text{m}^3$) Concentration maximale ($\mu\text{g}/\text{m}^3$)
5	Average Concentration ($\mu\text{g}/\text{m}^3$) Concentration moyenne ($\mu\text{g}/\text{m}^3$)

Notes

No additional data. Aucune donnée additionnelle.



Monitor F/Station F



Port Granby Project Daily Dust Monitoring Data

Projet de Port Granby Surveillance journalière des particules en suspensions

2017/04/07

Daily Statistics/Statistiques journalières

6	Maximum Concentration ($\mu\text{g}/\text{m}^3$) Concentration maximale ($\mu\text{g}/\text{m}^3$)
1	Average Concentration ($\mu\text{g}/\text{m}^3$) Concentration moyenne ($\mu\text{g}/\text{m}^3$)

Notes

No additional data. Aucune donnée
additionnelle.



Canadian Nuclear Laboratories | Laboratoires Nucléaires Canadiens

**Port Granby Project
Daily Dust Monitoring Data**

**Projet de Port Granby
Surveillance journalière des particules
en suspensions**

2017/04/10

Legend/Légende

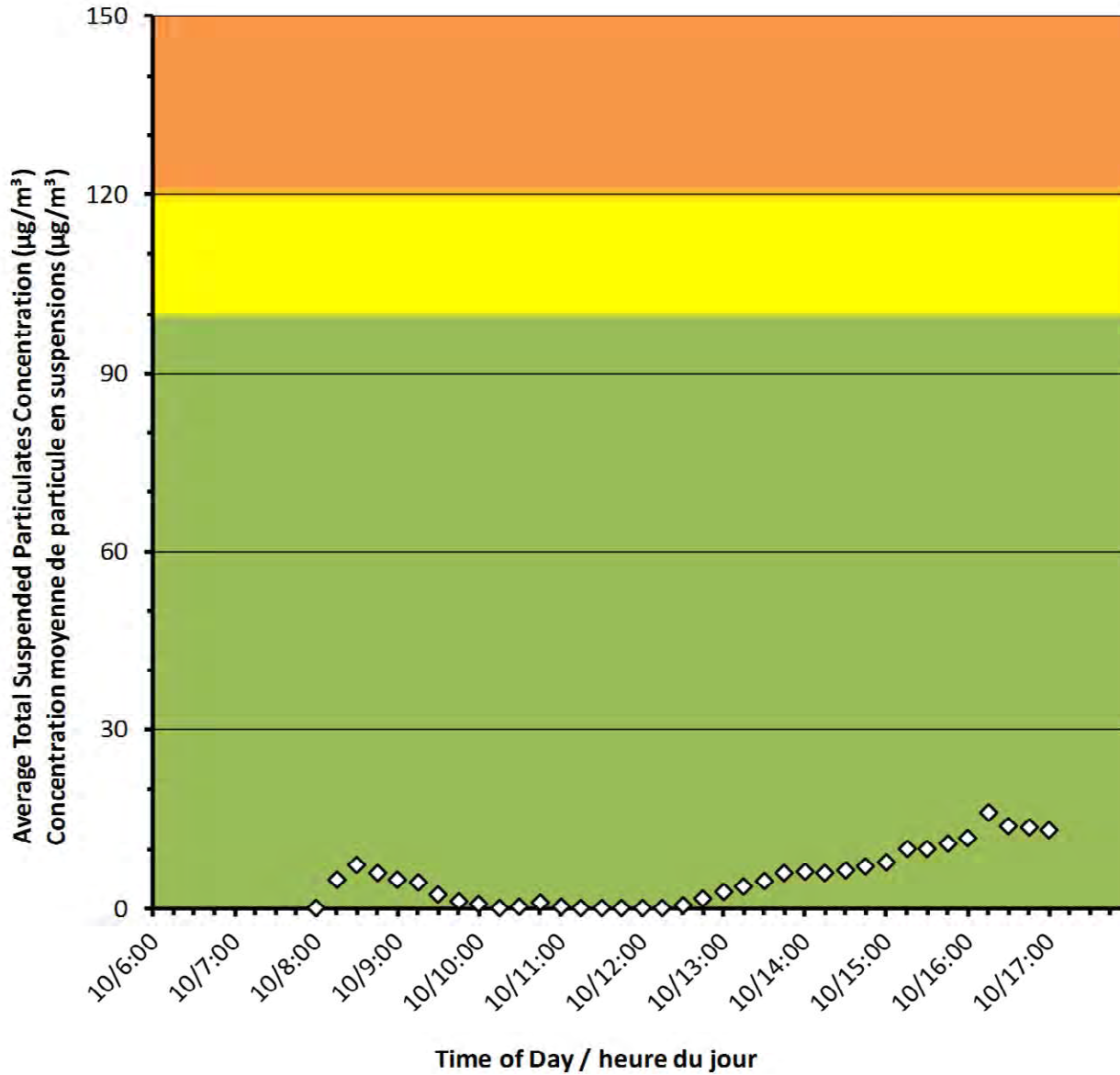


Independent Dust Monitoring
Surveillance indépendante



Work Site perimeter
Périmètre du chantier general.

Monitor A/Station A



**Port Granby Project
Daily Dust Monitoring Data**

**Projet de Port Granby
Surveillance journalière des
particules en suspensions**

2017/04/10

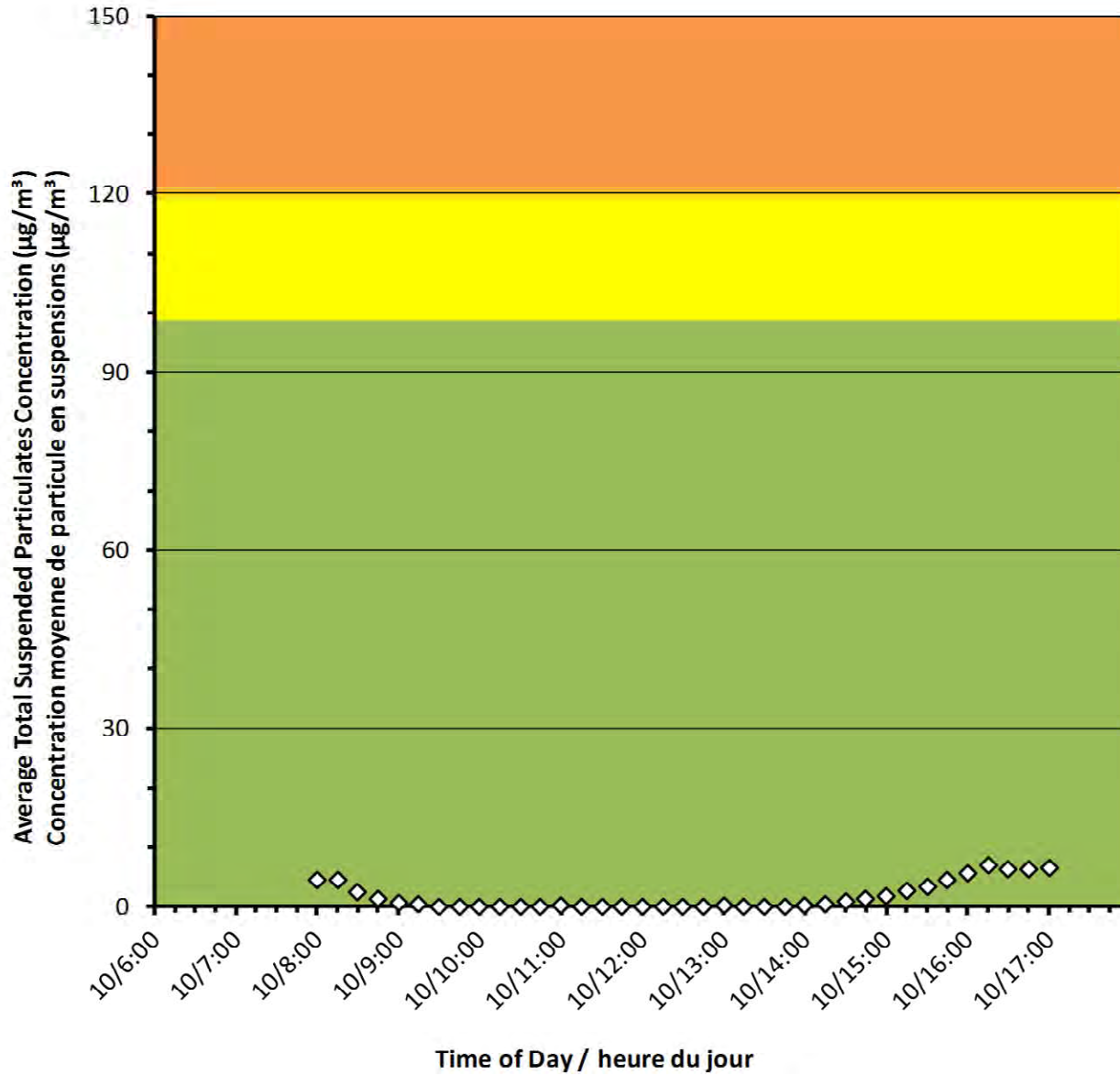
Daily Statistics/Statistiques journalières

16	Maximum Concentration (µg/m ³) Concentration maximale (µg/m ³)
4	Average Concentration (µg/m ³) Concentration moyenne (µg/m ³)

Notes

No additional data. Aucune donnée additionnelle.

Monitor B/Station B



Port Granby Project
Daily Dust Monitoring Data

Projet de Port Granby
Surveillance journalière des
particules en suspensions

2017/04/10

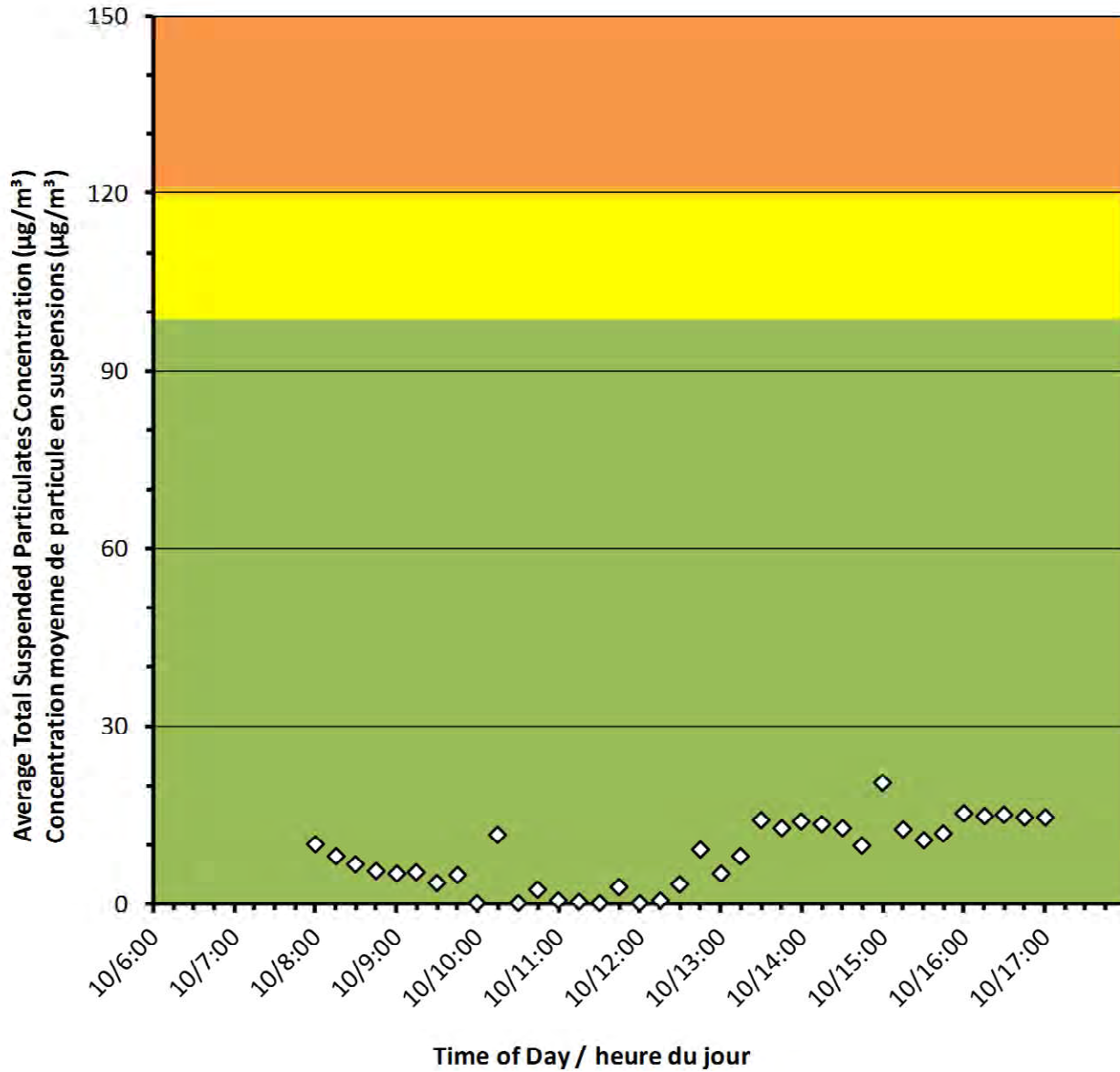
Daily Statistics/Statistiques journalières

7	Maximum Concentration (µg/m ³) Concentration maximale (µg/m ³)
1	Average Concentration (µg/m ³) Concentration moyenne (µg/m ³)

Notes

No additional data. Aucune donnée additionnelle.

Monitor C/Station C



Port Granby Project
Daily Dust Monitoring Data

Projet de Port Granby
Surveillance journalière des
particules en suspensions

2017/04/10

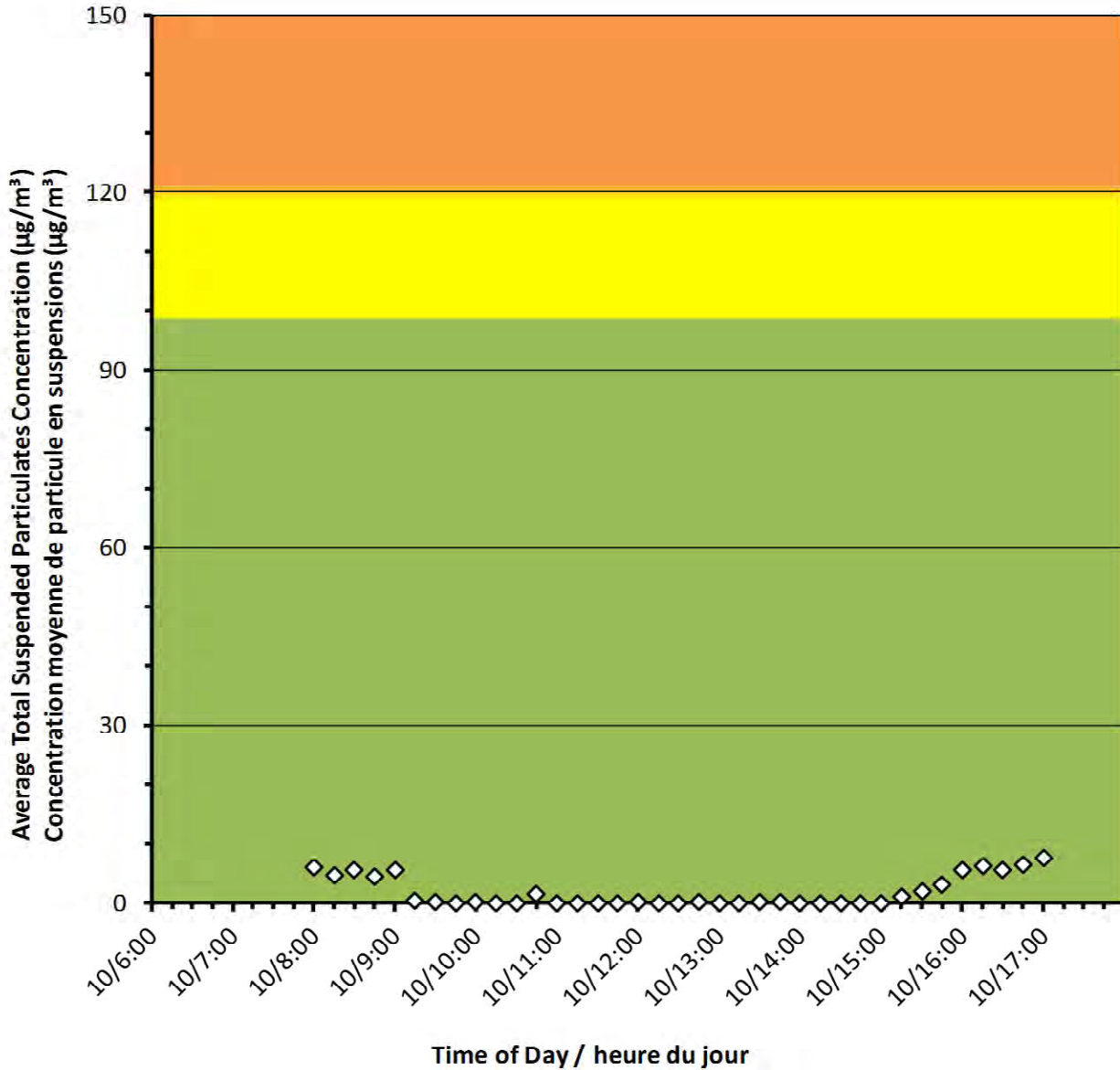
Daily Statistics/Statistiques journalières

21	Maximum Concentration (µg/m ³) Concentration maximale (µg/m ³)
7	Average Concentration (µg/m ³) Concentration moyenne (µg/m ³)

Notes

No additional data. Aucune donnée additionnelle.

Monitor D/Station D



**Port Granby Project
Daily Dust Monitoring Data**

**Projet de Port Granby
Surveillance journalière des
particules en suspensions**

2017/04/10

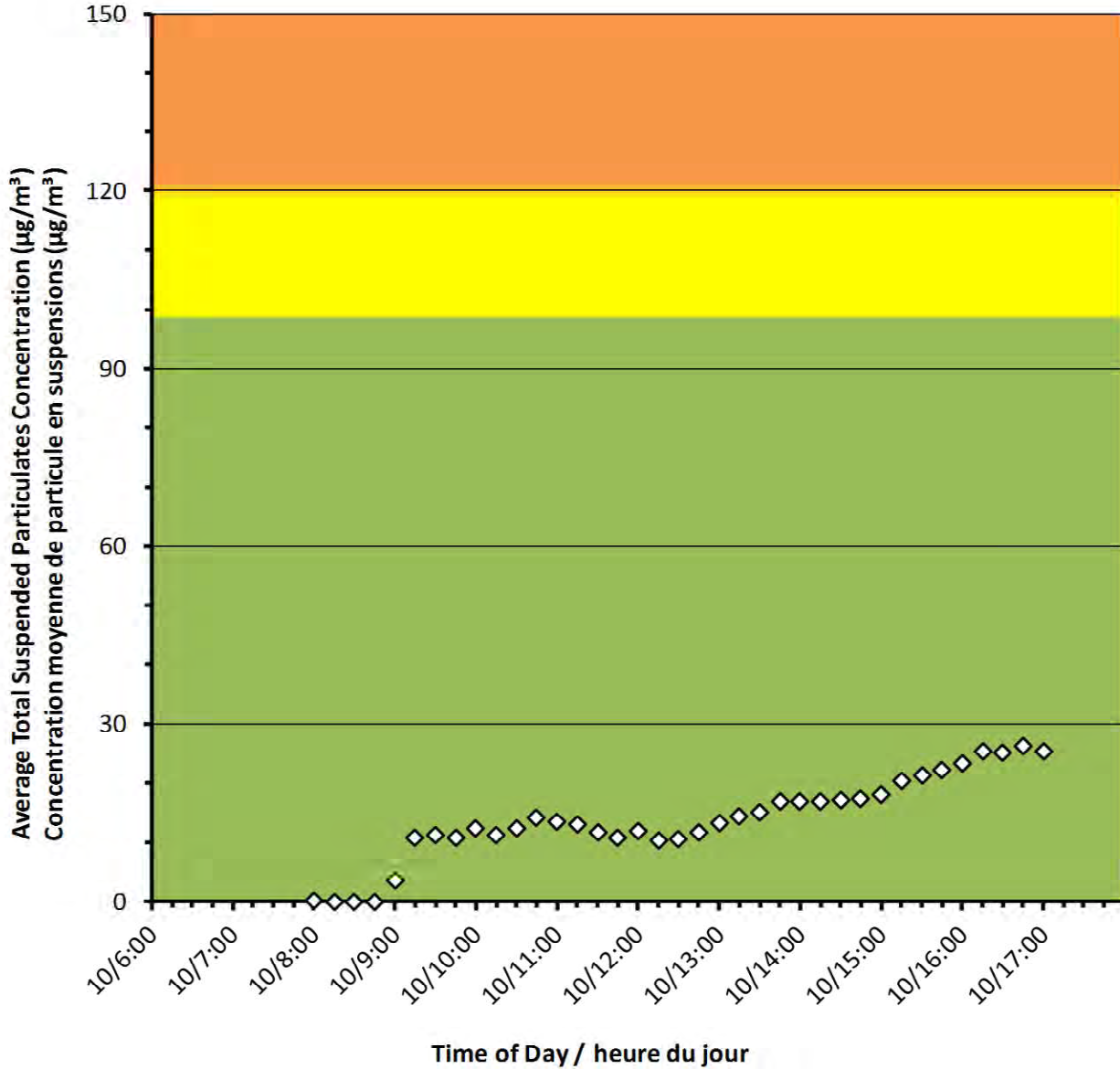
Daily Statistics/Statistiques journalières

8	Maximum Concentration ($\mu\text{g}/\text{m}^3$) Concentration maximale ($\mu\text{g}/\text{m}^3$)
2	Average Concentration ($\mu\text{g}/\text{m}^3$) Concentration moyenne ($\mu\text{g}/\text{m}^3$)

Notes

No additional data. Aucune donnée additionnelle.

Monitor E/Station E



**Port Granby Project
Daily Dust Monitoring Data**

**Projet de Port Granby
Surveillance journalière des
particules en suspensions**

2017/04/10

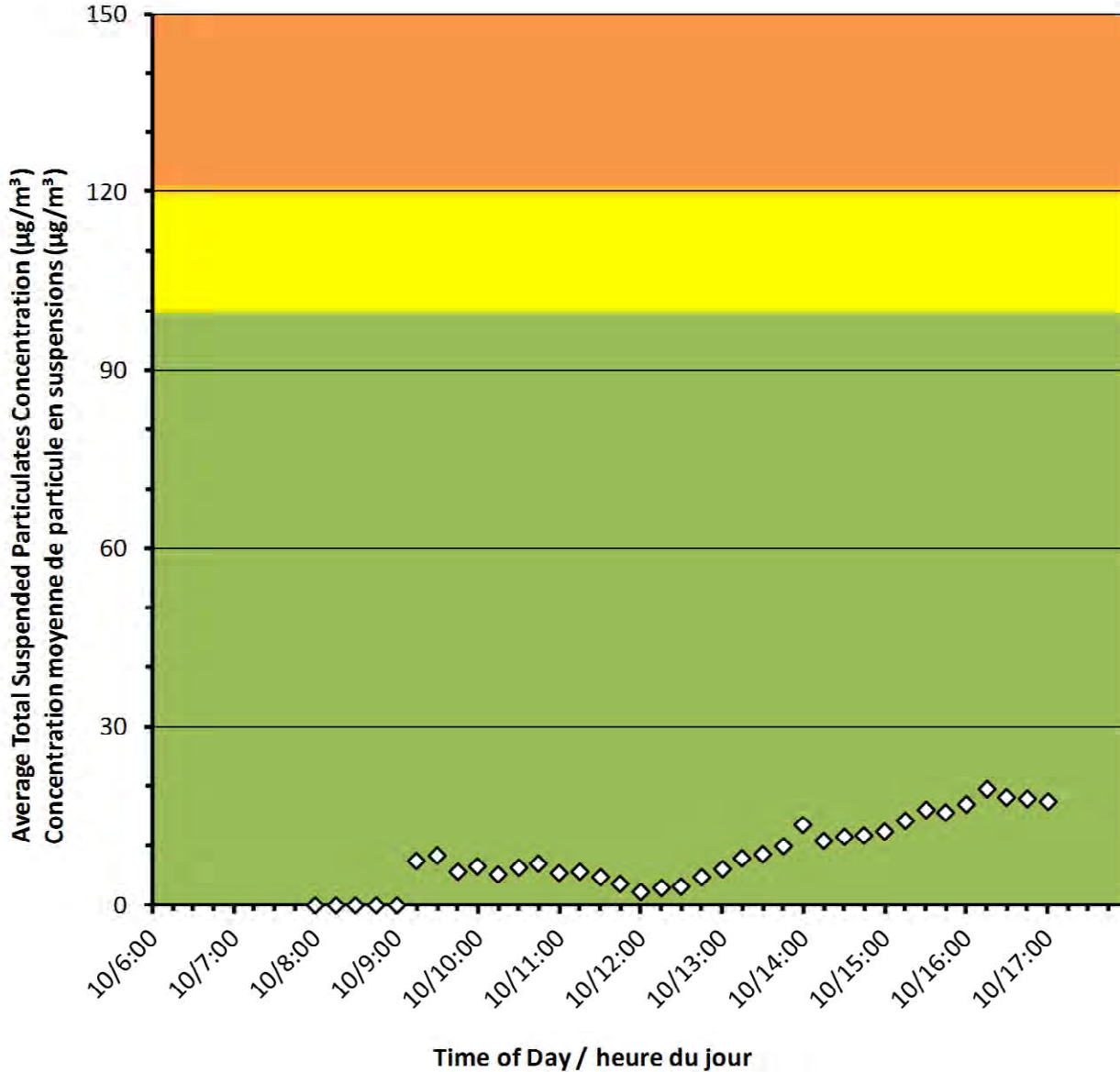
Daily Statistics/Statistiques journalières

26	Maximum Concentration (µg/m ³) Concentration maximale (µg/m ³)
14	Average Concentration (µg/m ³) Concentration moyenne (µg/m ³)

Notes

No additional data. Aucune donnée additionnelle.

Monitor F/Station F



Port Granby Project
Daily Dust Monitoring Data

Projet de Port Granby
Surveillance journalière des
particules en suspensions

2017/04/10

Daily Statistics/Statistiques journalières

17	Maximum Concentration (µg/m ³) Concentration maximale (µg/m ³)
7	Average Concentration (µg/m ³) Concentration moyenne (µg/m ³)

Notes

No additional data. Aucune donnée additionnelle.



Canadian Nuclear
Laboratories



Laboratoires Nucléaires
Canadiens

**Port Granby Project
Daily Dust Monitoring Data**

**Projet de Port Granby
Surveillance journalière des particules
en suspensions**

2017/04/11

Legend/Légende

-  Independent Dust Monitoring
Surveillance indépendante
-  Work Site perimeter
Périmètre du chantier general.



Port Granby Project Daily Dust Monitoring Data

Projet de Port Granby Surveillance journalière des particules en suspensions

2017/04/11

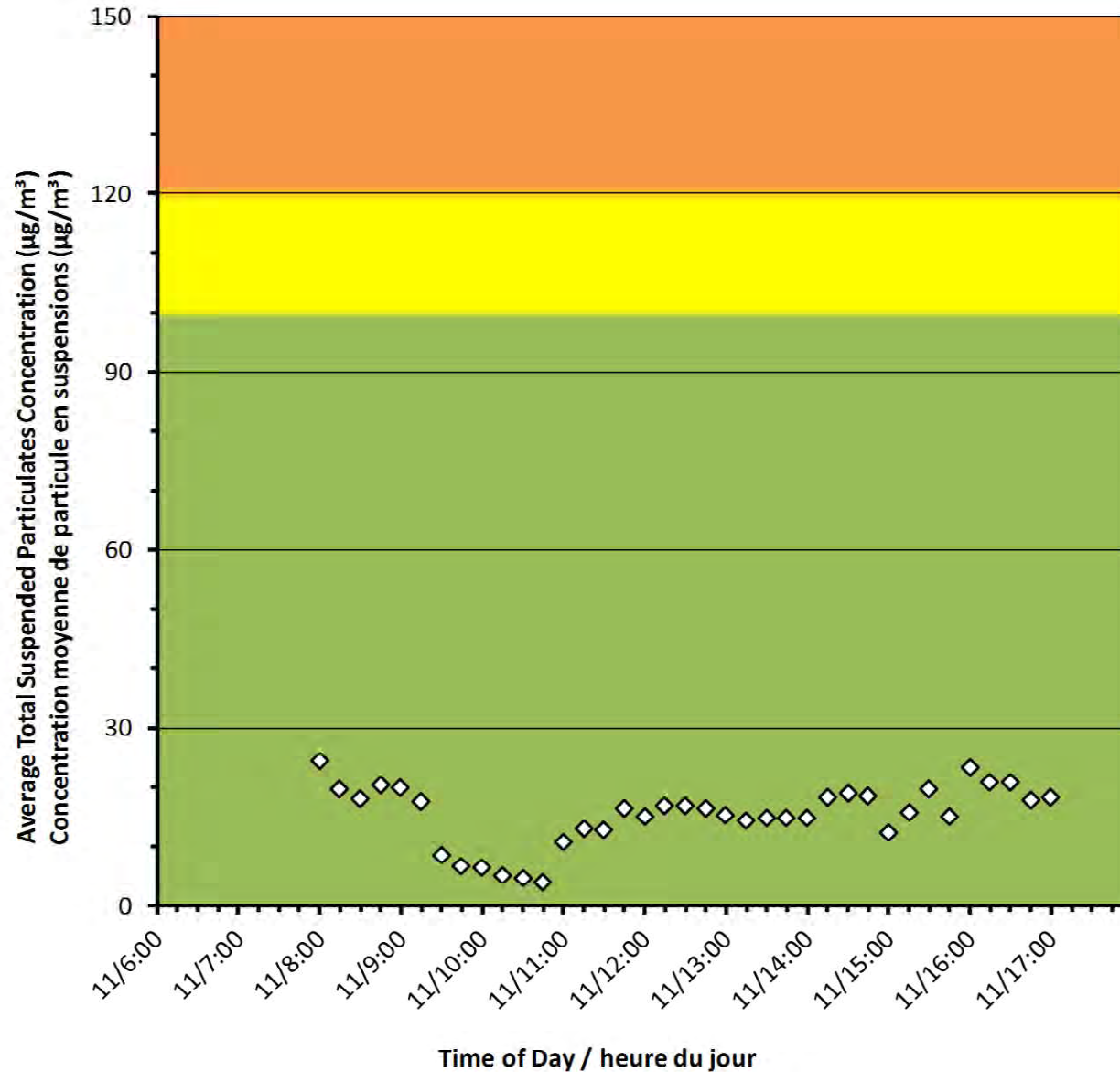
Daily Statistics/Statistiques journalières

24	Maximum Concentration ($\mu\text{g}/\text{m}^3$) Concentration maximale ($\mu\text{g}/\text{m}^3$)
14	Average Concentration ($\mu\text{g}/\text{m}^3$) Concentration moyenne ($\mu\text{g}/\text{m}^3$)

Notes

No additional data. Aucune donnée
additionnelle.

Monitor A/Station A



Port Granby Project
Daily Dust Monitoring Data

Projet de Port Granby
Surveillance journalière des
particules en suspensions

2017/04/11

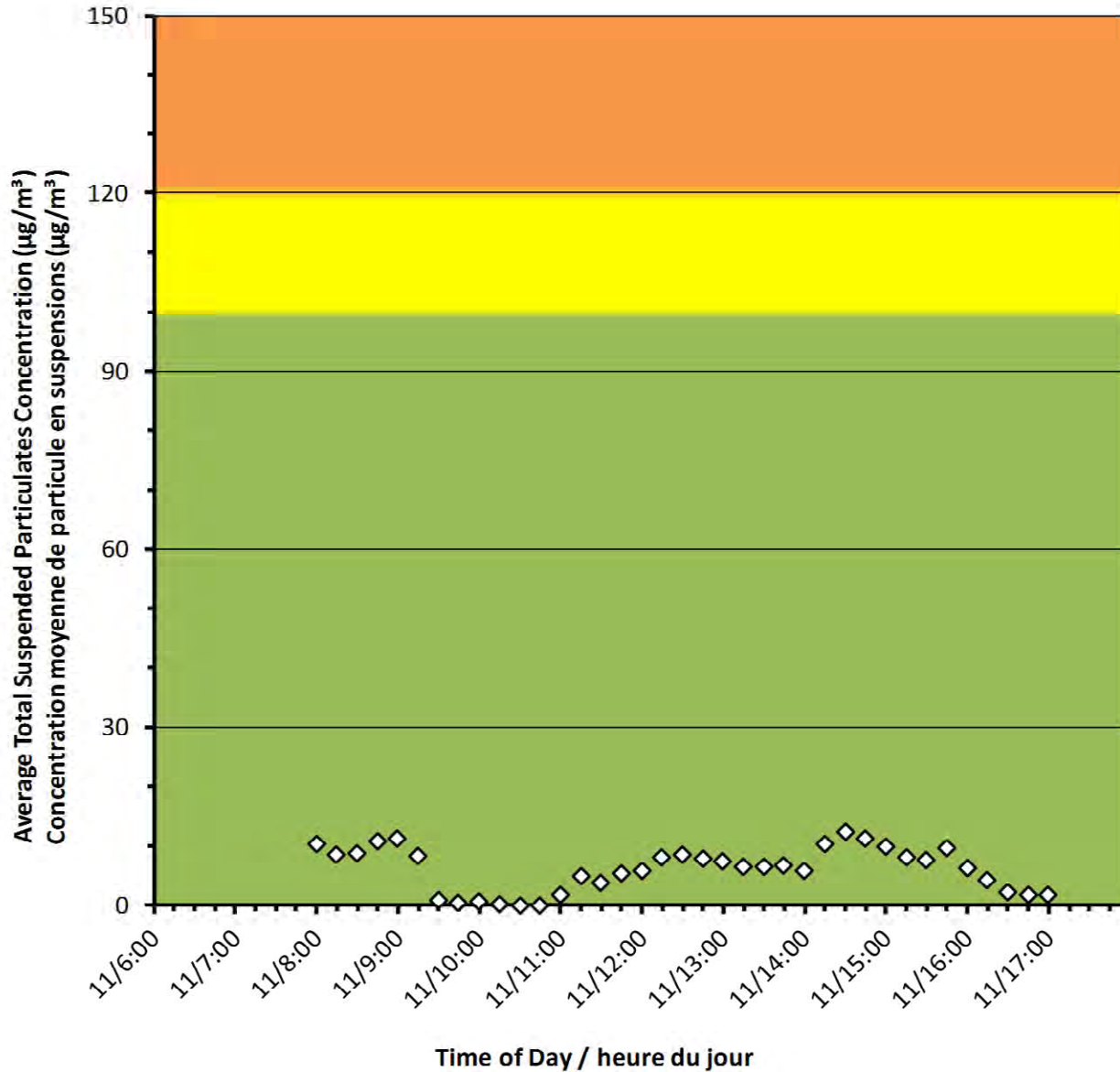
Daily Statistics/Statistiques journalières

12	Maximum Concentration ($\mu\text{g}/\text{m}^3$) Concentration maximale ($\mu\text{g}/\text{m}^3$)
5	Average Concentration ($\mu\text{g}/\text{m}^3$) Concentration moyenne ($\mu\text{g}/\text{m}^3$)

Notes

No additional data. Aucune donnée additionnelle.

Monitor B/Station B





Port Granby Project Daily Dust Monitoring Data

Projet de Port Granby Surveillance journalière des particules en suspensions

2017/04/11

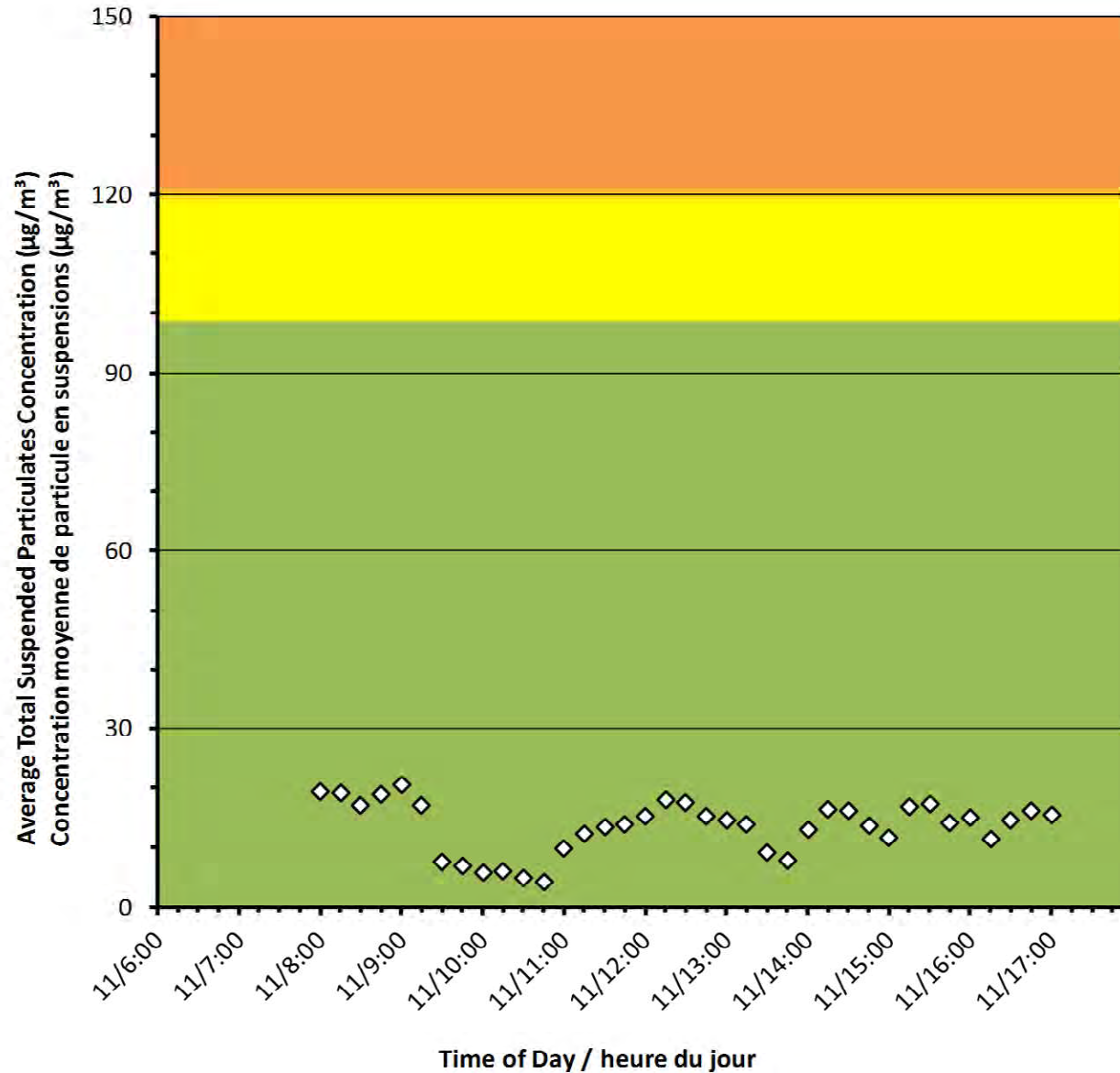
Daily Statistics/Statistiques journalières

21	Maximum Concentration ($\mu\text{g}/\text{m}^3$) Concentration maximale ($\mu\text{g}/\text{m}^3$)
12	Average Concentration ($\mu\text{g}/\text{m}^3$) Concentration moyenne ($\mu\text{g}/\text{m}^3$)

Notes

No additional data. Aucune donnée additionnelle.

Monitor C/Station C





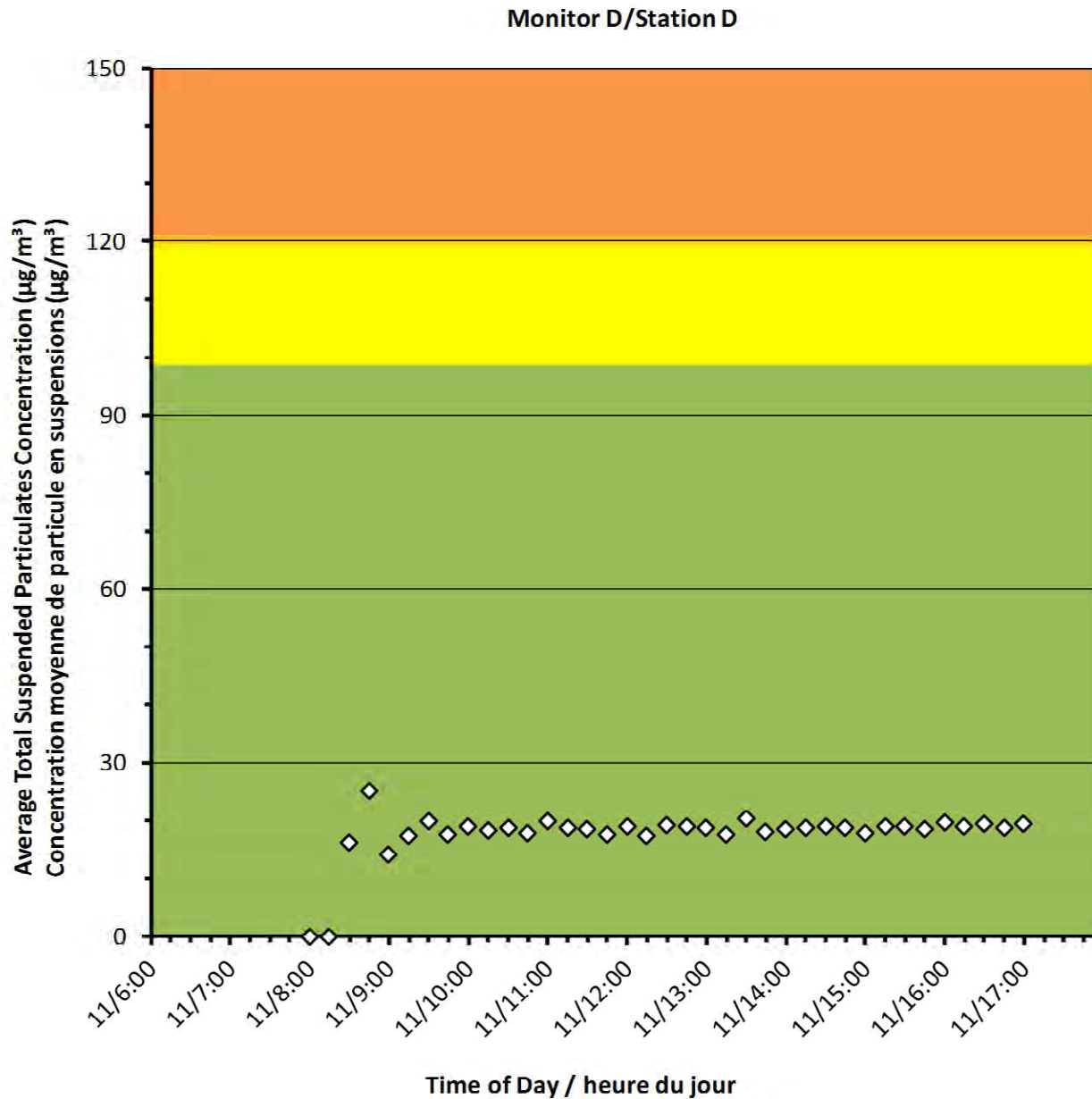
Port Granby Project Daily Dust Monitoring Data

Projet de Port Granby Surveillance journalière des particules en suspensions

2017/04/11

Daily Statistics/Statistiques journalières

25	Maximum Concentration ($\mu\text{g}/\text{m}^3$) Concentration maximale ($\mu\text{g}/\text{m}^3$)
16	Average Concentration ($\mu\text{g}/\text{m}^3$) Concentration moyenne ($\mu\text{g}/\text{m}^3$)



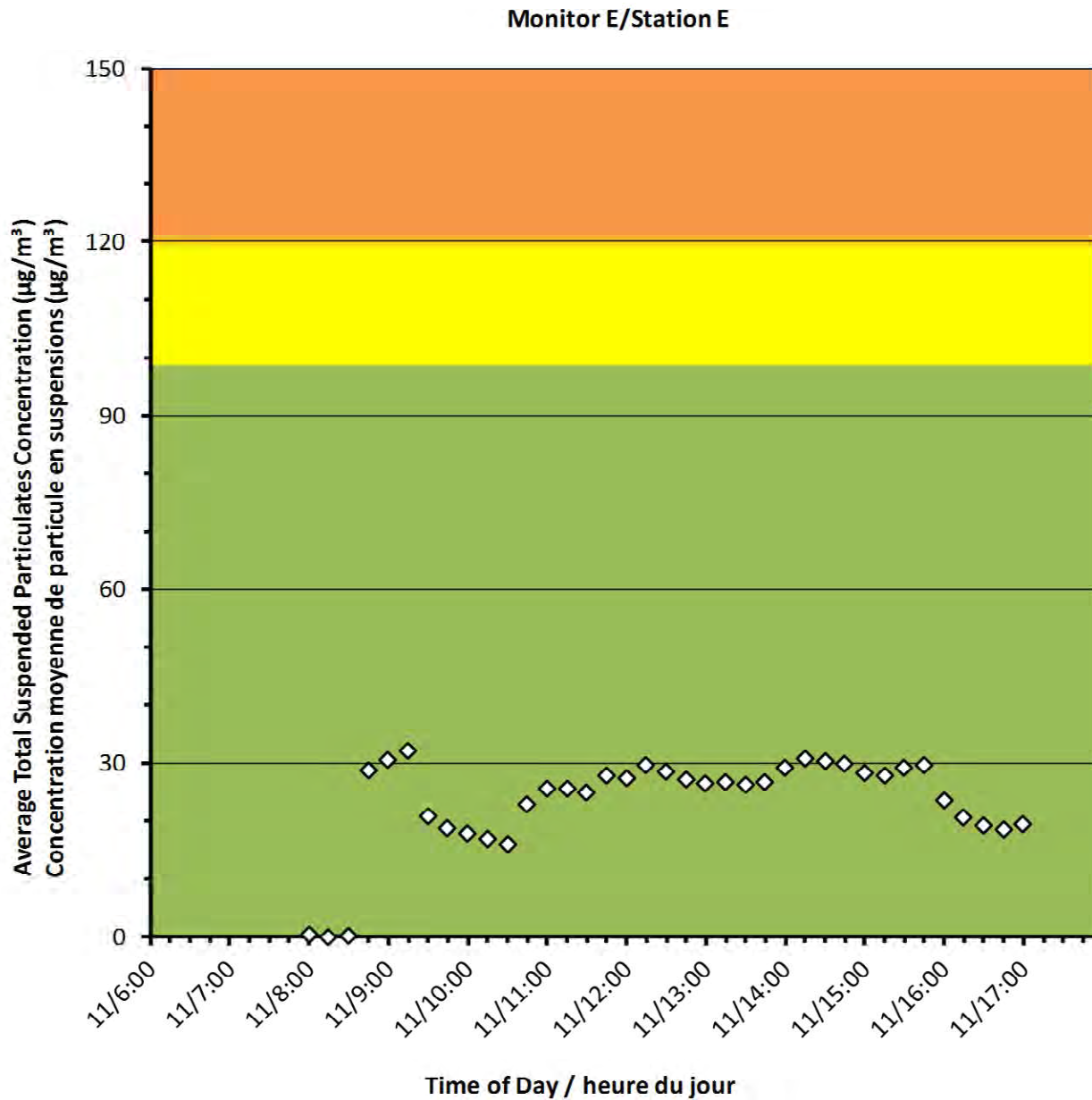
Notes

No additional data. Aucune donnée additionnelle.

Port Granby Project
Daily Dust Monitoring Data

Projet de Port Granby
Surveillance journalière des
particules en suspensions

2017/04/11



Daily Statistics/Statistiques journalières

32	Maximum Concentration ($\mu\text{g}/\text{m}^3$) Concentration maximale ($\mu\text{g}/\text{m}^3$)
21	Average Concentration ($\mu\text{g}/\text{m}^3$) Concentration moyenne ($\mu\text{g}/\text{m}^3$)

Notes

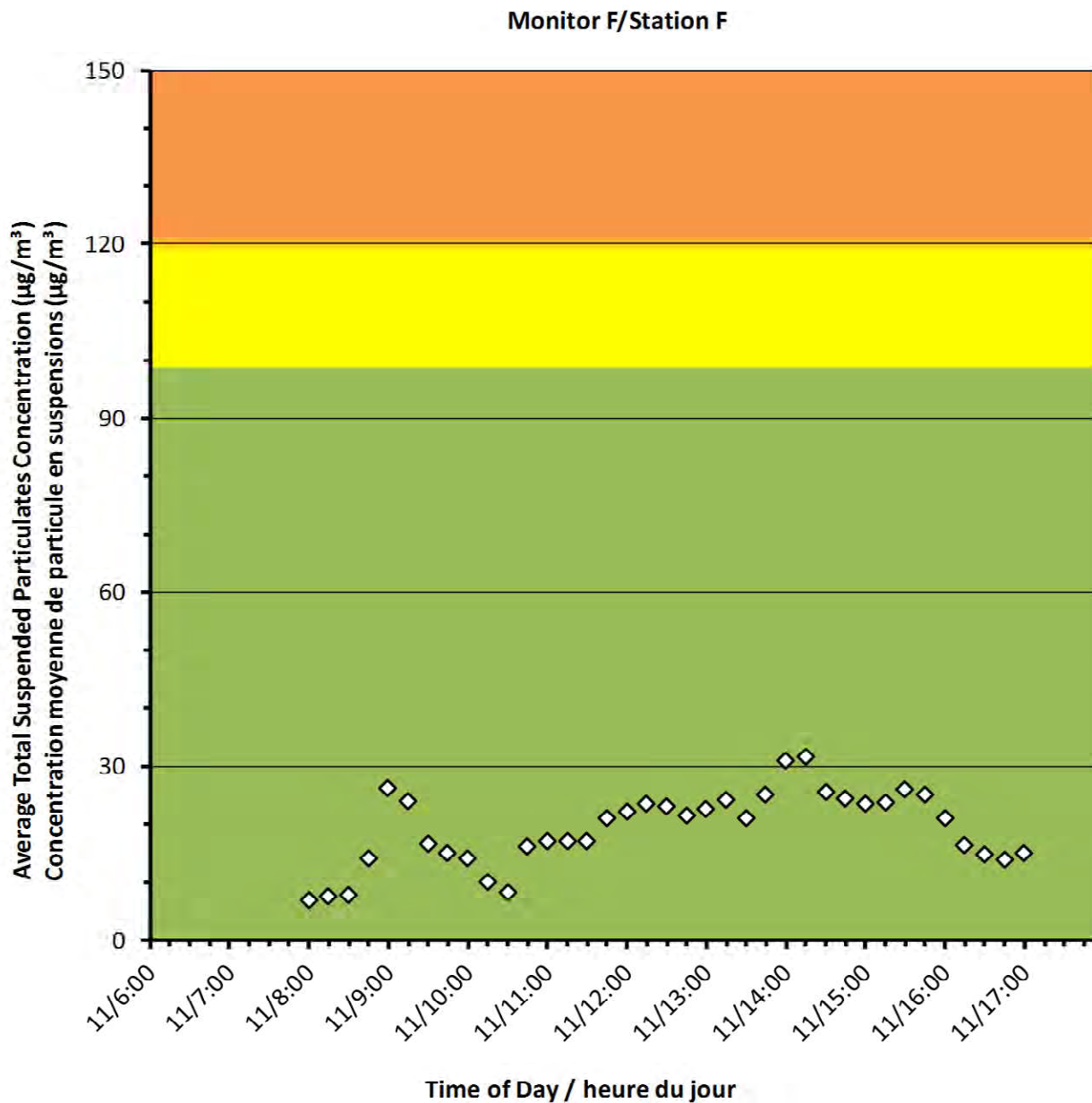
No additional data. Aucune donnée additionnelle.



Port Granby Project Daily Dust Monitoring Data

Projet de Port Granby Surveillance journalière des particules en suspensions

2017/04/11



Daily Statistics/Statistiques journalières

32

Maximum Concentration ($\mu\text{g}/\text{m}^3$)
Concentration maximale ($\mu\text{g}/\text{m}^3$)

17

Average Concentration ($\mu\text{g}/\text{m}^3$)
Concentration moyenne ($\mu\text{g}/\text{m}^3$)

Notes

No additional data. Aucune donnée
additionnelle.



Canadian Nuclear
Laboratories



Laboratoires Nucléaires
Canadiens

Port Granby Project
Daily Dust Monitoring Data

Projet de Port Granby
Surveillance journalière des particules
en suspensions

2017/04/12

Legend/Légende

-  Independent Dust Monitoring
Surveillance indépendante
-  Work Site perimeter
Périmètre du chantier général.

Port Granby Project
Daily Dust Monitoring Data

Projet de Port Granby
Surveillance journalière des
particules en suspensions

2017/04/12

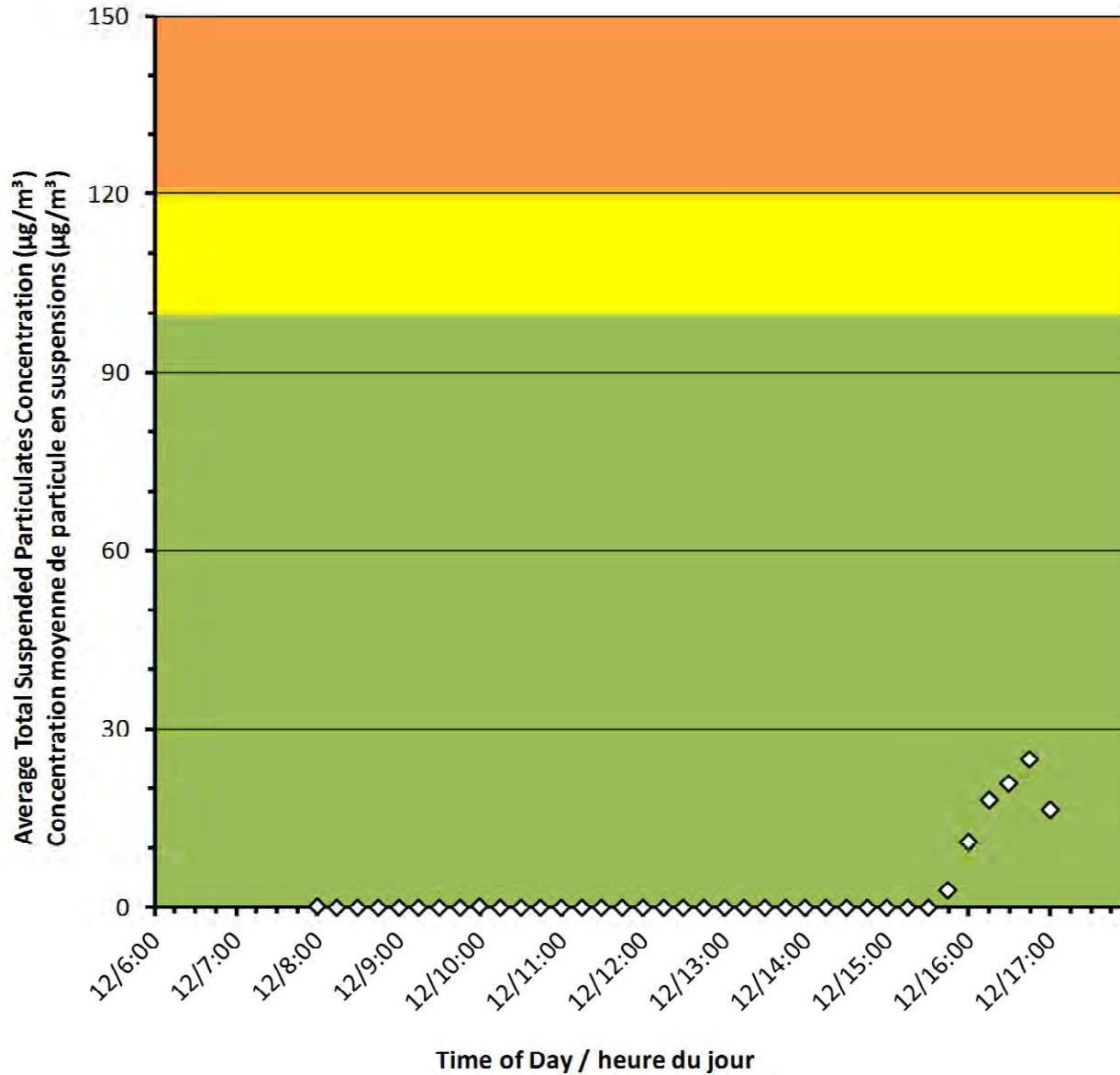
Daily Statistics/Statistiques journalières

25	Maximum Concentration ($\mu\text{g}/\text{m}^3$) Concentration maximale ($\mu\text{g}/\text{m}^3$)
2	Average Concentration ($\mu\text{g}/\text{m}^3$) Concentration moyenne ($\mu\text{g}/\text{m}^3$)

Notes

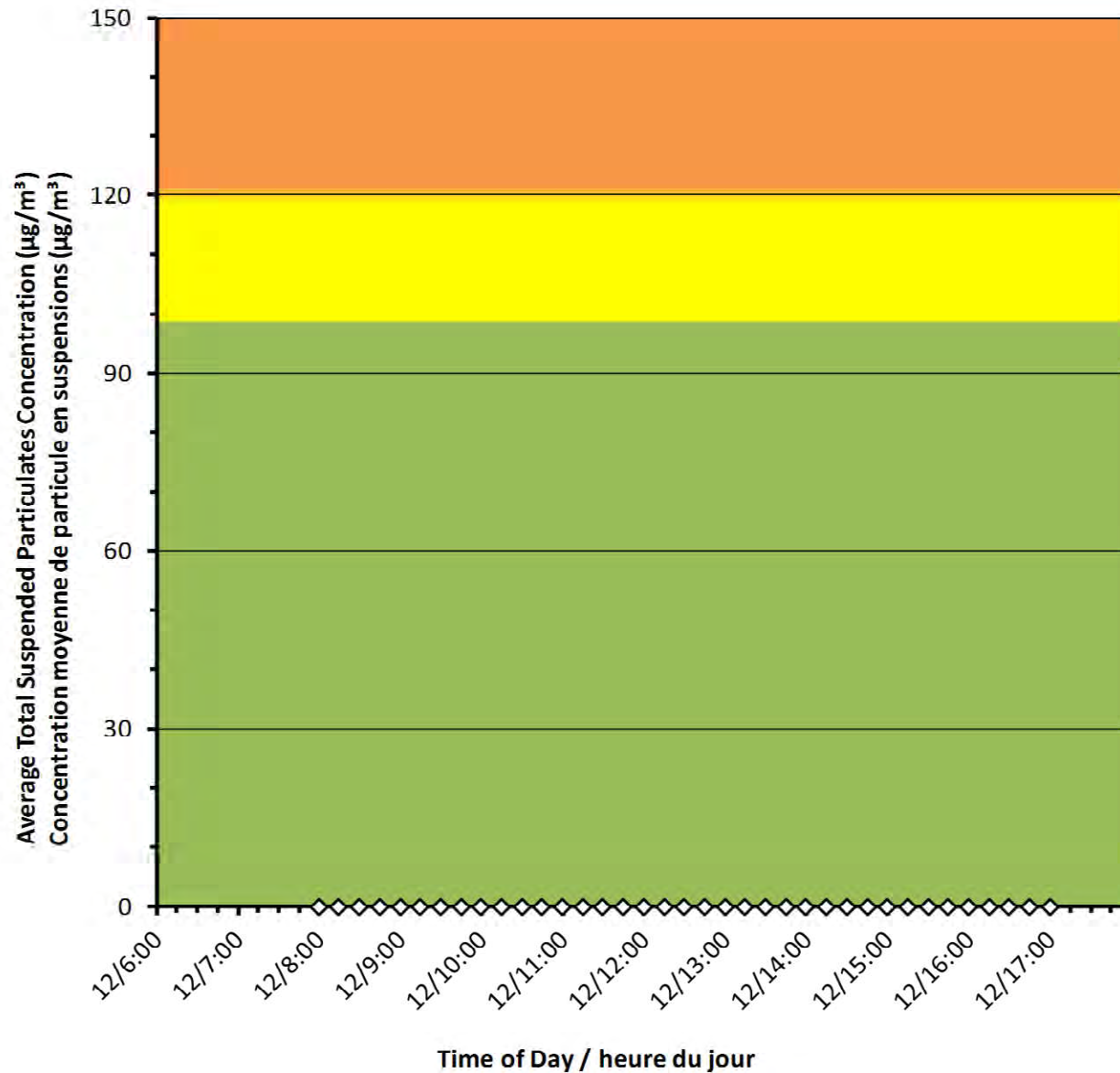
No additional data. Aucune donnée additionnelle.

Monitor A/Station A





Monitor B/Station B



Port Granby Project Daily Dust Monitoring Data

Projet de Port Granby Surveillance journalière des particules en suspensions

2017/04/12

Daily Statistics/Statistiques journalières

0	Maximum Concentration ($\mu\text{g}/\text{m}^3$) Concentration maximale ($\mu\text{g}/\text{m}^3$)
0	Average Concentration ($\mu\text{g}/\text{m}^3$) Concentration moyenne ($\mu\text{g}/\text{m}^3$)

Notes

No additional data. Aucune donnée
additionnelle.



Port Granby Project Daily Dust Monitoring Data

Projet de Port Granby Surveillance journalière des particules en suspensions

2017/04/12

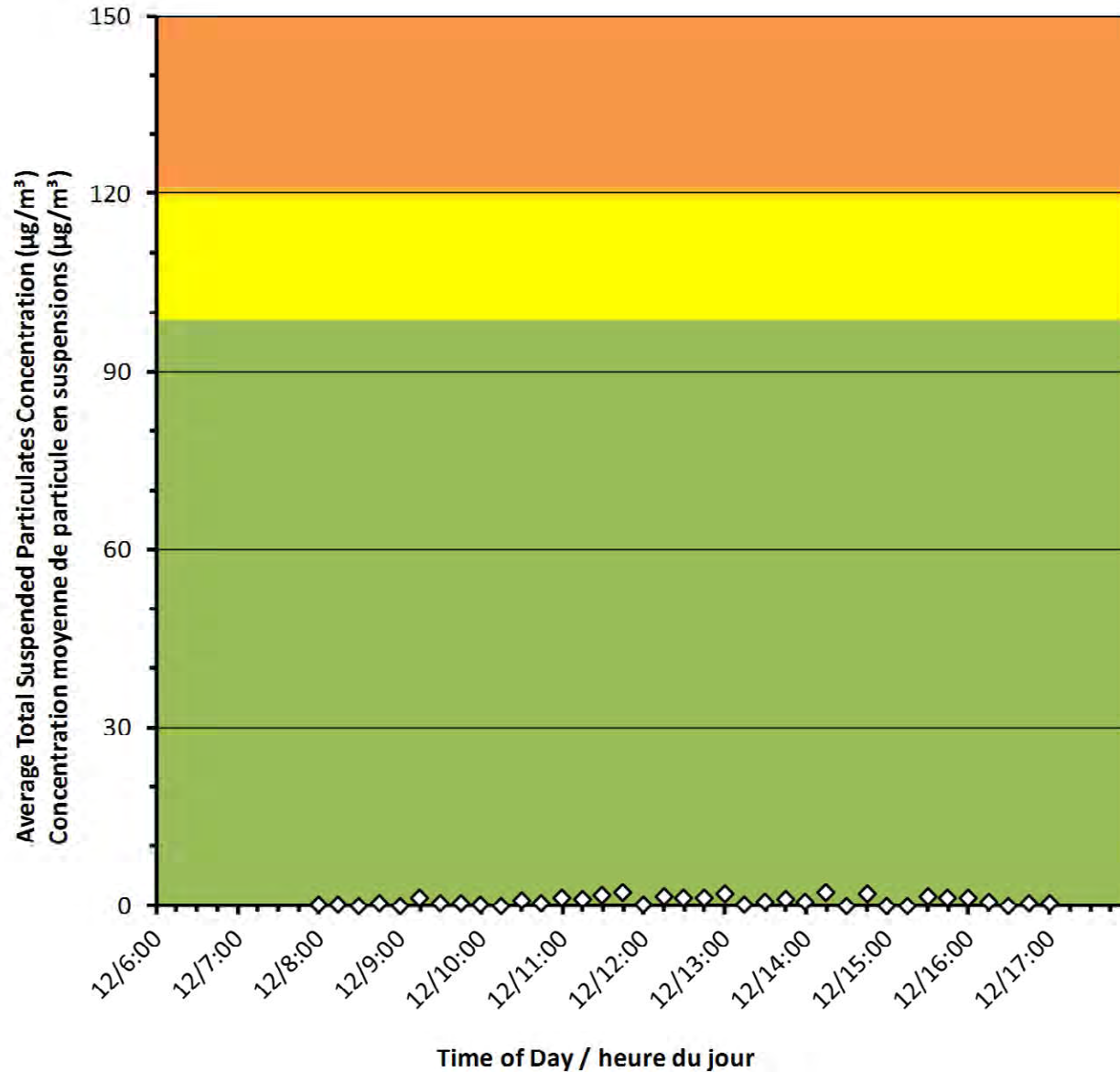
Daily Statistics/Statistiques journalières

2	Maximum Concentration ($\mu\text{g}/\text{m}^3$) Concentration maximale ($\mu\text{g}/\text{m}^3$)
1	Average Concentration ($\mu\text{g}/\text{m}^3$) Concentration moyenne ($\mu\text{g}/\text{m}^3$)

Notes

No additional data. Aucune donnée additionnelle.

Monitor C/Station C





Port Granby Project Daily Dust Monitoring Data

Projet de Port Granby Surveillance journalière des particules en suspensions

2017/04/12

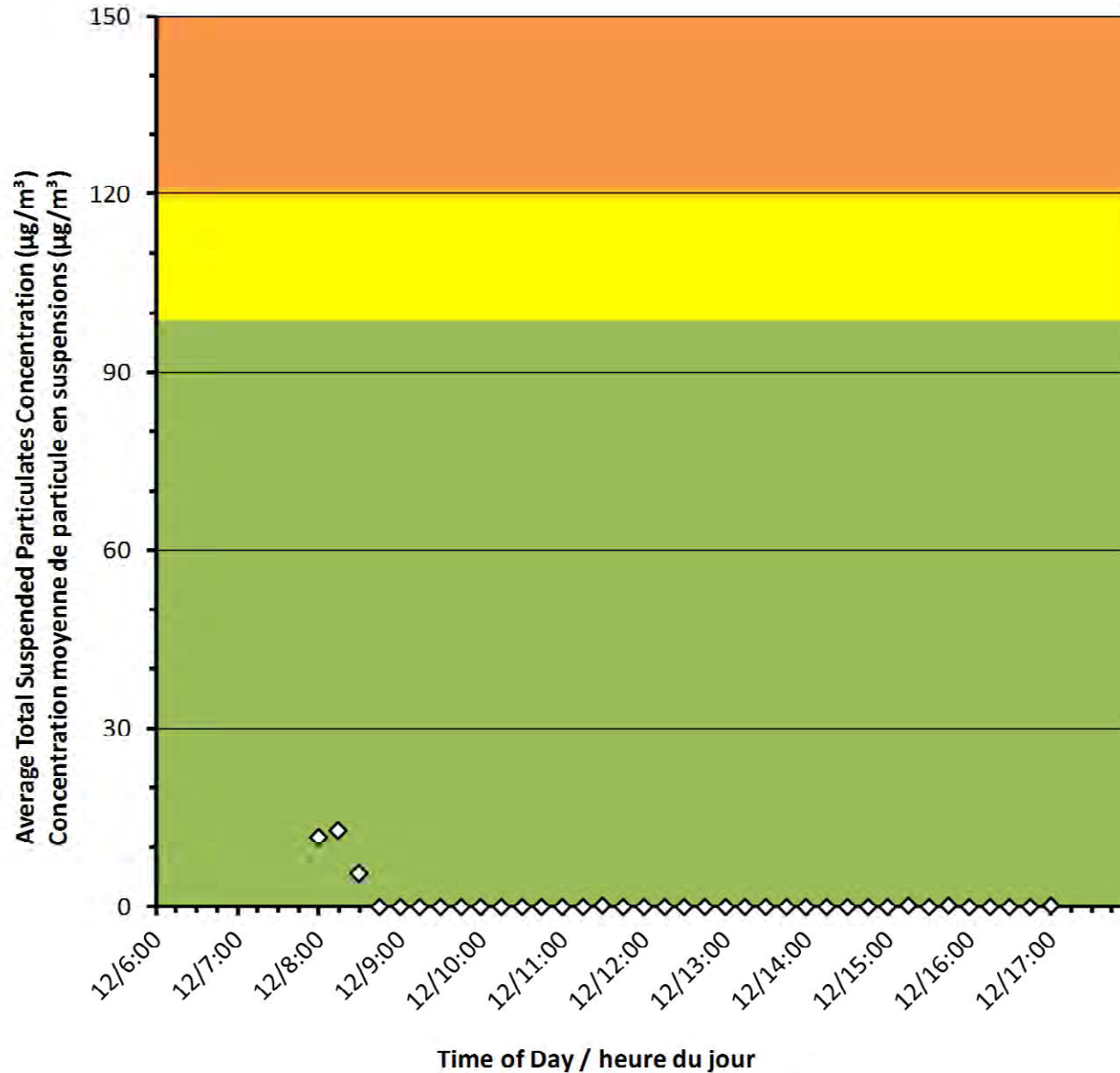
Daily Statistics/Statistiques journalières

13	Maximum Concentration ($\mu\text{g}/\text{m}^3$) Concentration maximale ($\mu\text{g}/\text{m}^3$)
1	Average Concentration ($\mu\text{g}/\text{m}^3$) Concentration moyenne ($\mu\text{g}/\text{m}^3$)

Notes

No additional data. Aucune donnée additionnelle.

Monitor D/Station D





Port Granby Project Daily Dust Monitoring Data

Projet de Port Granby Surveillance journalière des particules en suspensions

2017/04/12

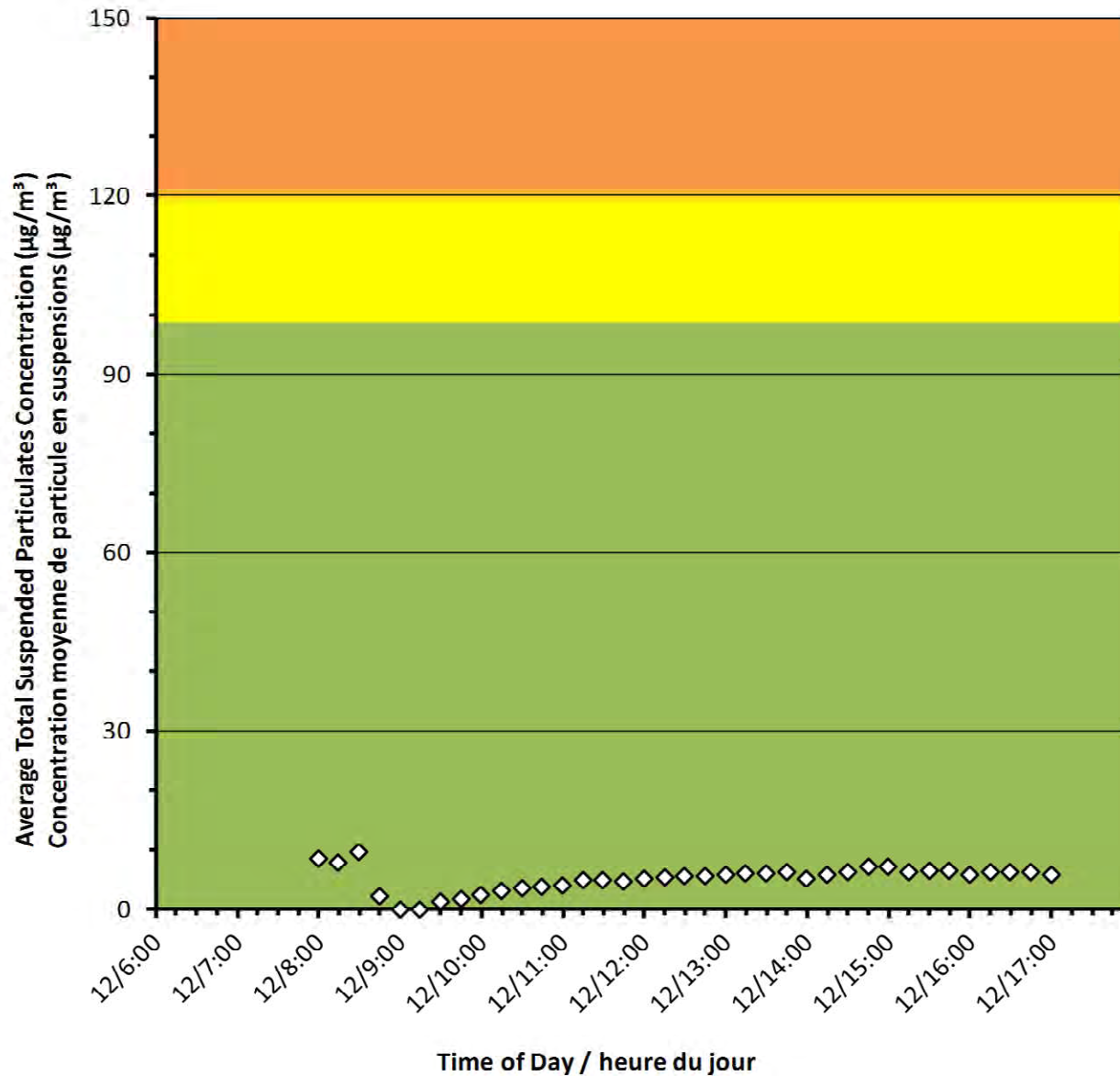
Daily Statistics/Statistiques journalières

10	Maximum Concentration ($\mu\text{g}/\text{m}^3$) Concentration maximale ($\mu\text{g}/\text{m}^3$)
5	Average Concentration ($\mu\text{g}/\text{m}^3$) Concentration moyenne ($\mu\text{g}/\text{m}^3$)

Notes

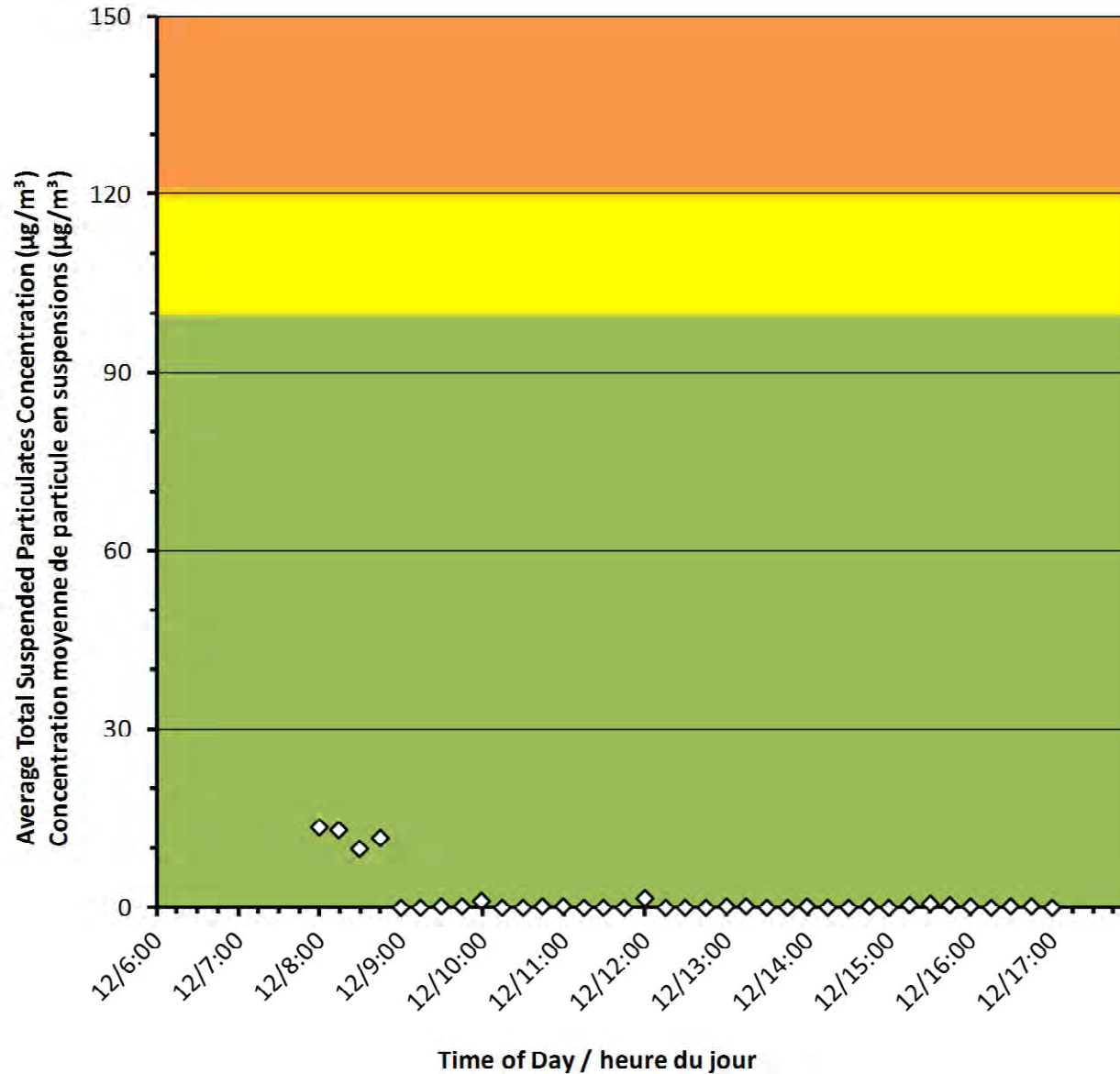
No additional data. Aucune donnée additionnelle.

Monitor E/Station E





Monitor F/Station F



Port Granby Project Daily Dust Monitoring Data

Projet de Port Granby Surveillance journalière des particules en suspensions

2017/04/12

Daily Statistics/Statistiques journalières

14	Maximum Concentration (µg/m ³) Concentration maximale (µg/m ³)
1	Average Concentration (µg/m ³) Concentration moyenne (µg/m ³)

Notes

No additional data. Aucune donnée additionnelle.




Canadian Nuclear Laboratories | Laboratoires Nucléaires Canadiens


**Port Granby Project
Daily Dust Monitoring Data**

**Projet de Port Granby
Surveillance journalière des particules
en suspensions**

2017/04/13

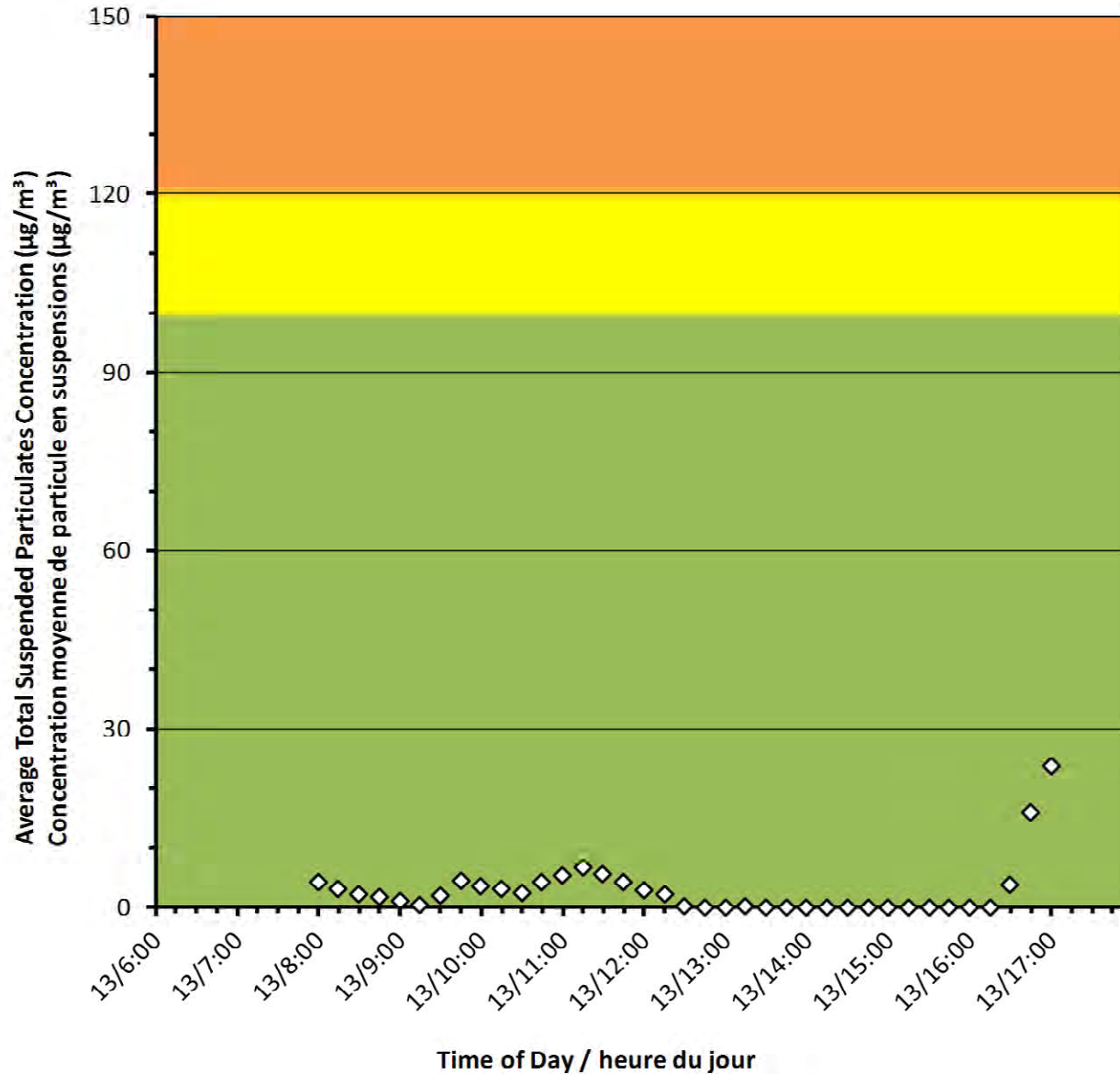
Legend/Légende

 Independent Dust Monitoring
Surveillance indépendante

 Work Site perimeter
Perimètre du chantier general.



Monitor A/Station A



Port Granby Project Daily Dust Monitoring Data

Projet de Port Granby Surveillance journalière des particules en suspensions

2017/04/13

Daily Statistics/Statistiques journalières

24	Maximum Concentration ($\mu\text{g}/\text{m}^3$) Concentration maximale ($\mu\text{g}/\text{m}^3$)
2	Average Concentration ($\mu\text{g}/\text{m}^3$) Concentration moyenne ($\mu\text{g}/\text{m}^3$)

Notes

No additional data. Aucune donnée
additionnelle.



Port Granby Project Daily Dust Monitoring Data

Projet de Port Granby Surveillance journalière des particules en suspensions

2017/04/13

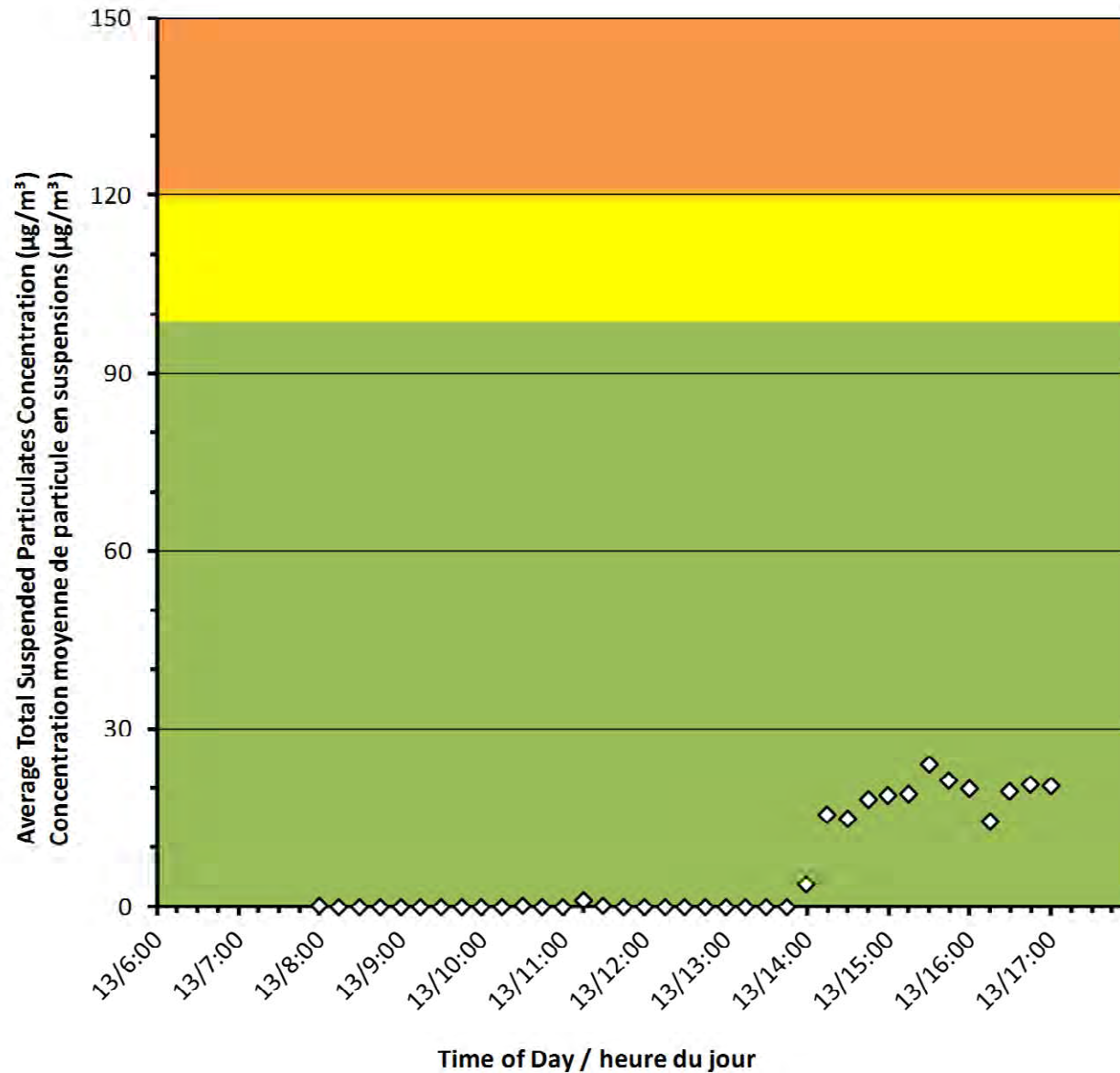
Daily Statistics/Statistiques journalières

24	Maximum Concentration ($\mu\text{g}/\text{m}^3$) Concentration maximale ($\mu\text{g}/\text{m}^3$)
6	Average Concentration ($\mu\text{g}/\text{m}^3$) Concentration moyenne ($\mu\text{g}/\text{m}^3$)

Notes

No additional data. Aucune donnée additionnelle.

Monitor B/Station B





Port Granby Project Daily Dust Monitoring Data

Projet de Port Granby Surveillance journalière des particules en suspensions

2017/04/13

Daily Statistics/Statistiques journalières

12

Maximum Concentration ($\mu\text{g}/\text{m}^3$)
Concentration maximale ($\mu\text{g}/\text{m}^3$)

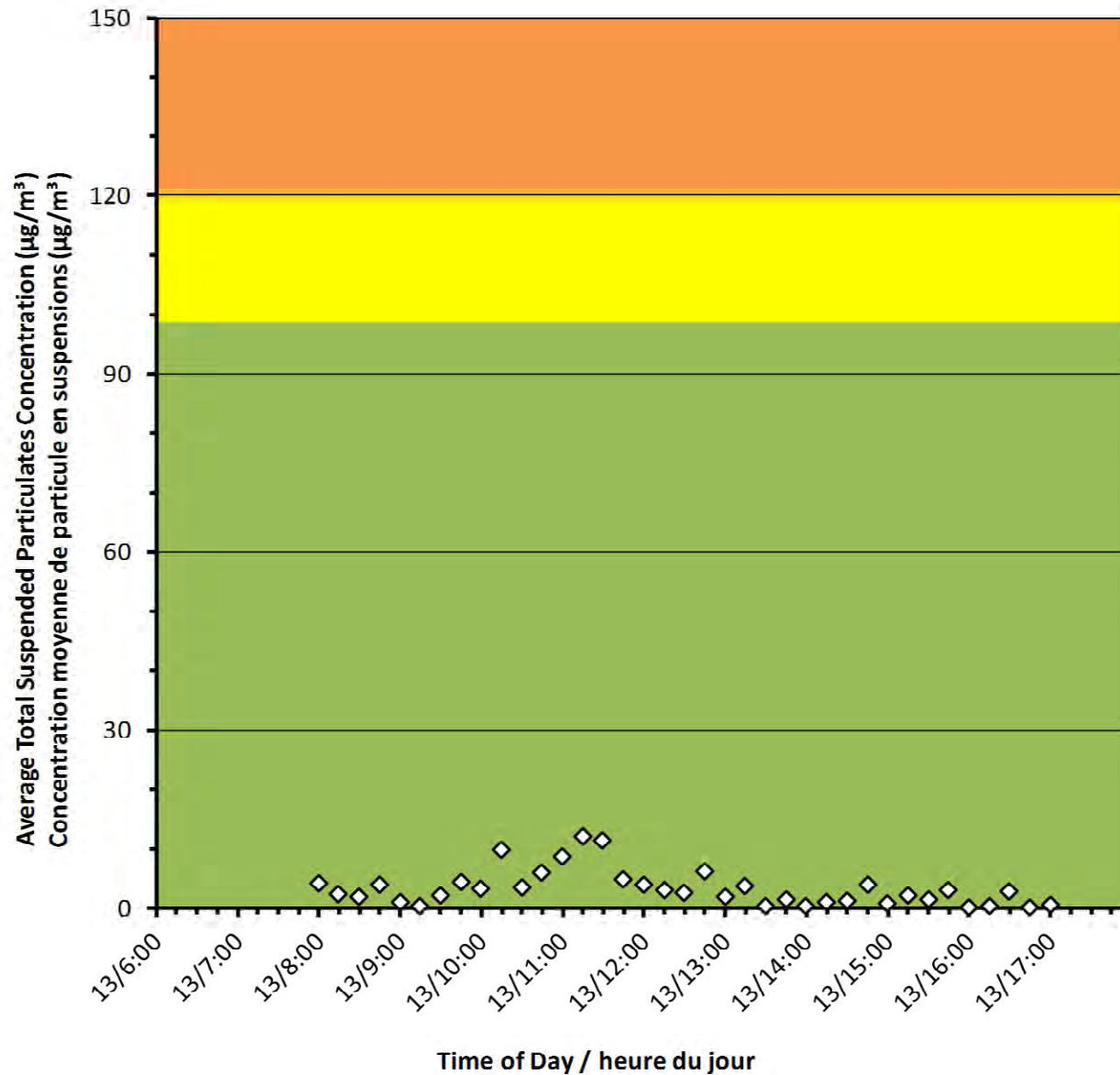
3

Average Concentration ($\mu\text{g}/\text{m}^3$)
Concentration moyenne ($\mu\text{g}/\text{m}^3$)

Notes

No additional data. Aucune donnée
additionnelle.

Monitor C/Station C





Port Granby Project Daily Dust Monitoring Data

Projet de Port Granby Surveillance journalière des particules en suspensions

2017/04/13

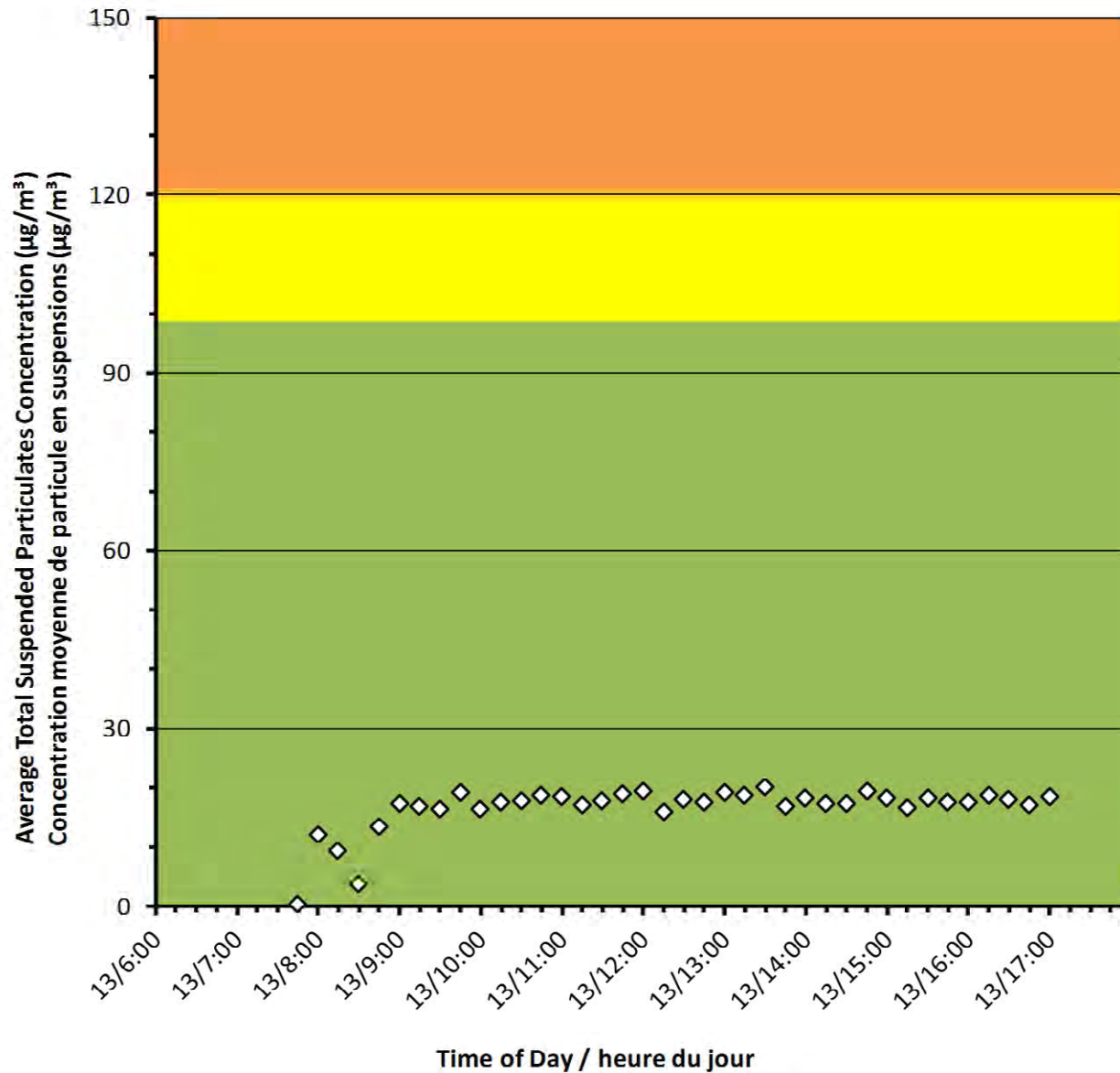
Daily Statistics/Statistiques journalières

20	Maximum Concentration ($\mu\text{g}/\text{m}^3$) Concentration maximale ($\mu\text{g}/\text{m}^3$)
15	Average Concentration ($\mu\text{g}/\text{m}^3$) Concentration moyenne ($\mu\text{g}/\text{m}^3$)

Notes

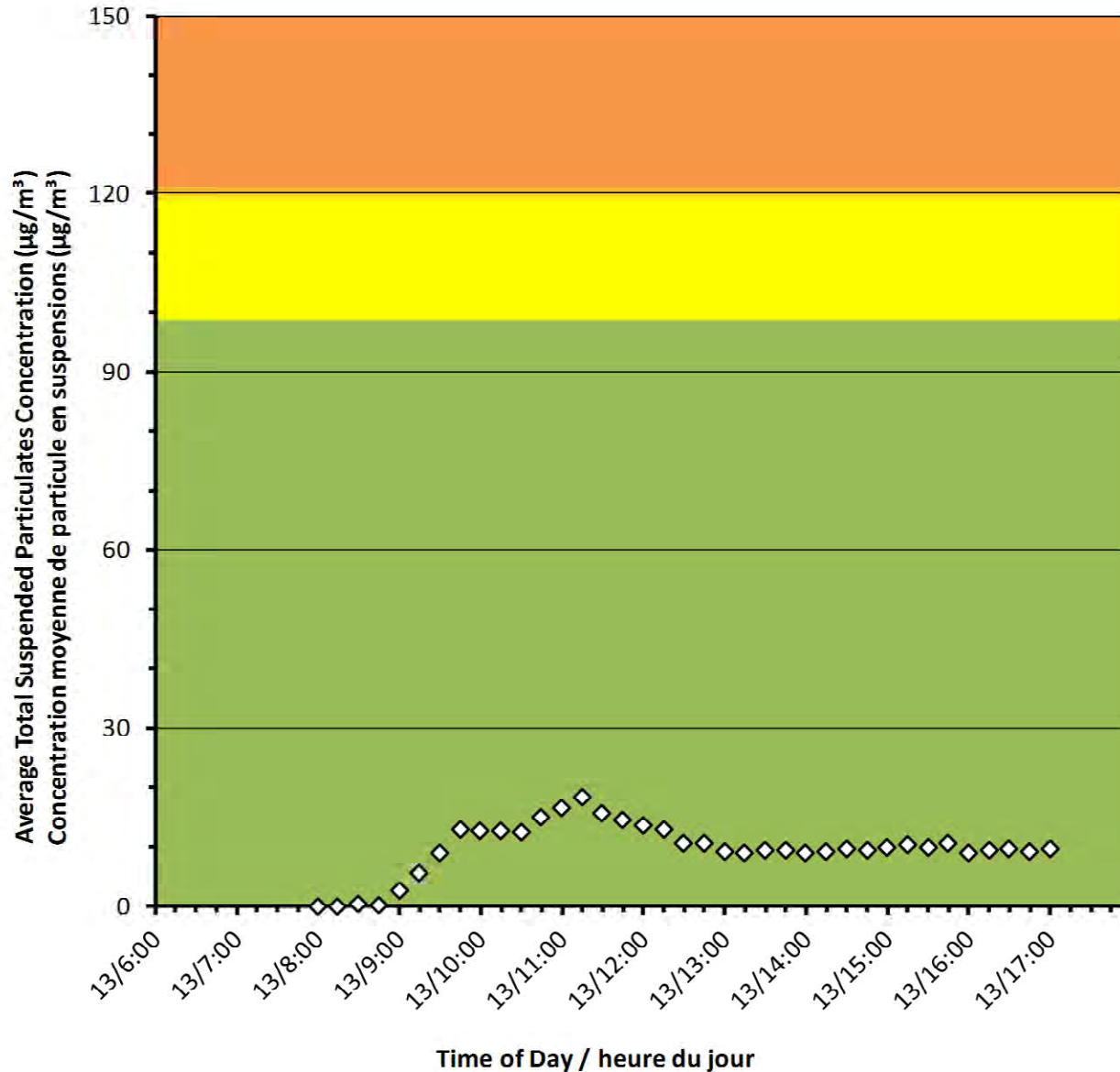
No additional data. Aucune donnée
additionnelle.

Monitor D/Station D





Monitor E/Station E



Port Granby Project Daily Dust Monitoring Data

Projet de Port Granby Surveillance journalière des particules en suspensions

2017/04/13

Daily Statistics/Statistiques journalières

18	Maximum Concentration (µg/m ³) Concentration maximale (µg/m ³)
9	Average Concentration (µg/m ³) Concentration moyenne (µg/m ³)

Notes

No additional data. Aucune donnée additionnelle.



Port Granby Project Daily Dust Monitoring Data

Projet de Port Granby Surveillance journalière des particules en suspensions

2017/04/13

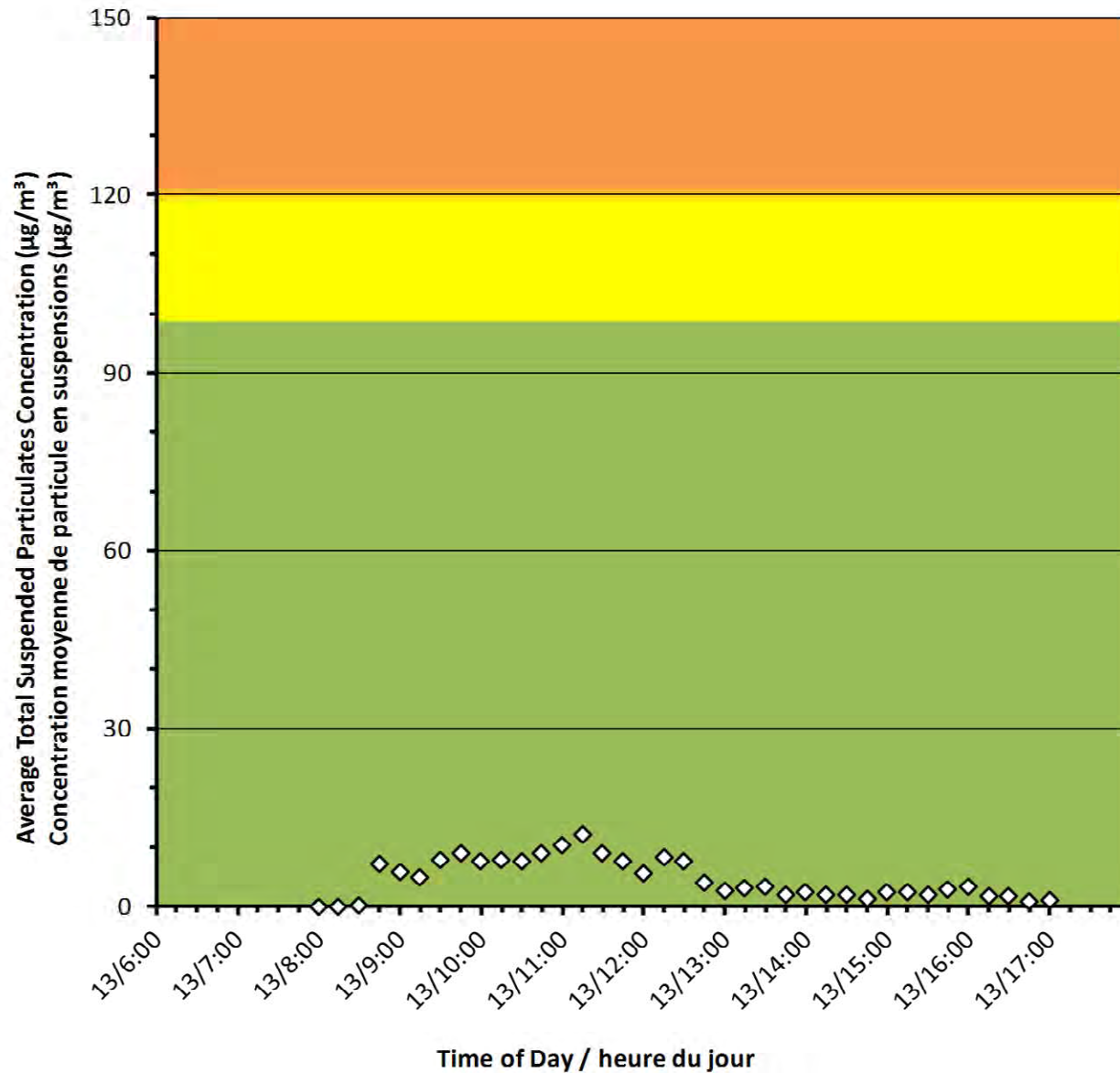
Daily Statistics/Statistiques journalières

12	Maximum Concentration ($\mu\text{g}/\text{m}^3$) Concentration maximale ($\mu\text{g}/\text{m}^3$)
4	Average Concentration ($\mu\text{g}/\text{m}^3$) Concentration moyenne ($\mu\text{g}/\text{m}^3$)

Notes

No additional data. Aucune donnée additionnelle.

Monitor F/Station F





Canadian Nuclear
Laboratories



Laboratoires Nucléaires
Canadiens

Port Granby Project
Daily Dust Monitoring Data

Projet de Port Granby
Surveillance journalière des particules
en suspensions

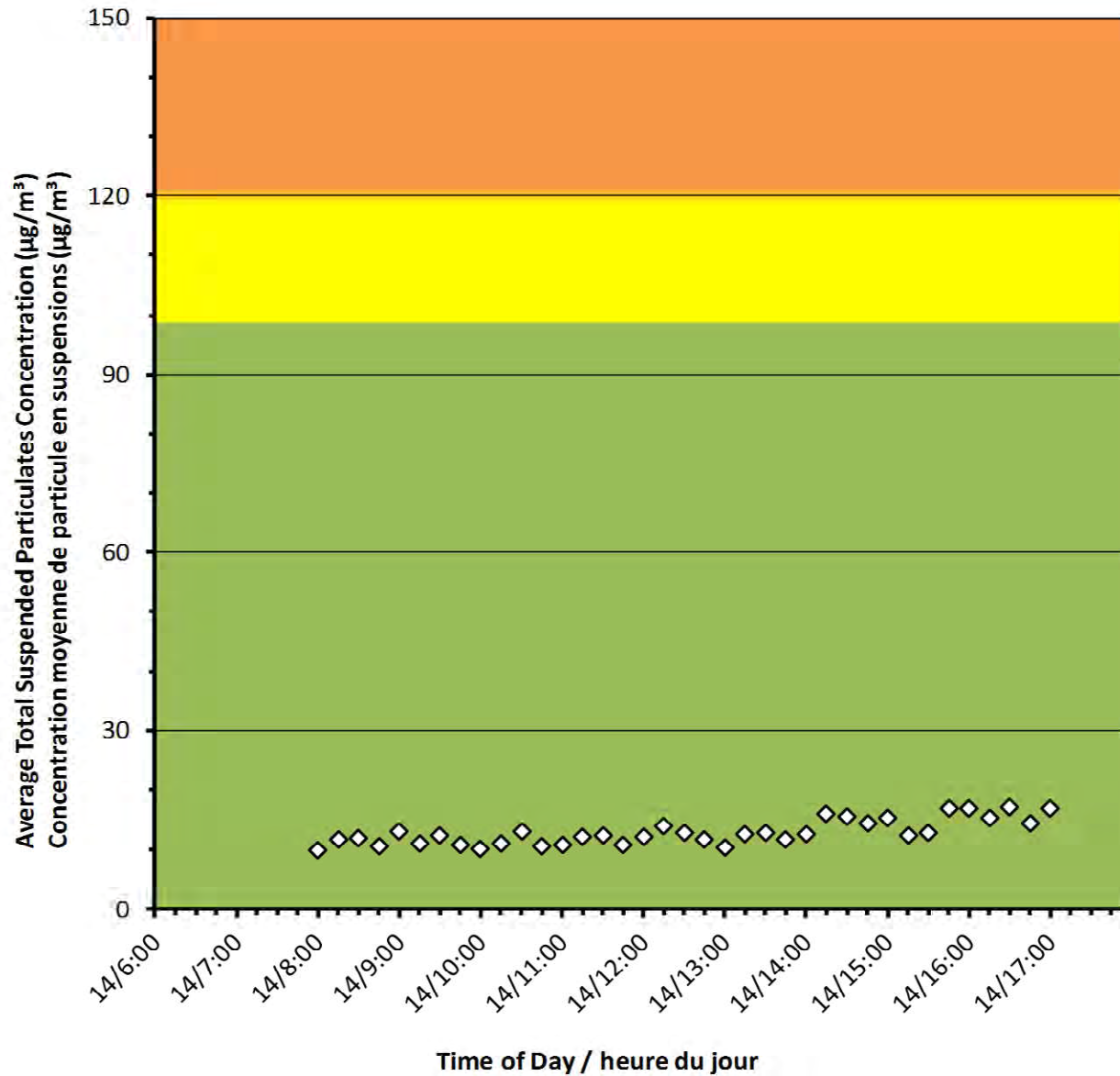
2017/04/14

Legend/Légende

-  Independent Dust Monitoring
Surveillance indépendante
-  Work Site perimeter
Périmètre du chantier général.



Monitor A/Station A



Port Granby Project Daily Dust Monitoring Data

Projet de Port Granby Surveillance journalière des particules en suspensions

2017/04/14

Daily Statistics/Statistiques journalières

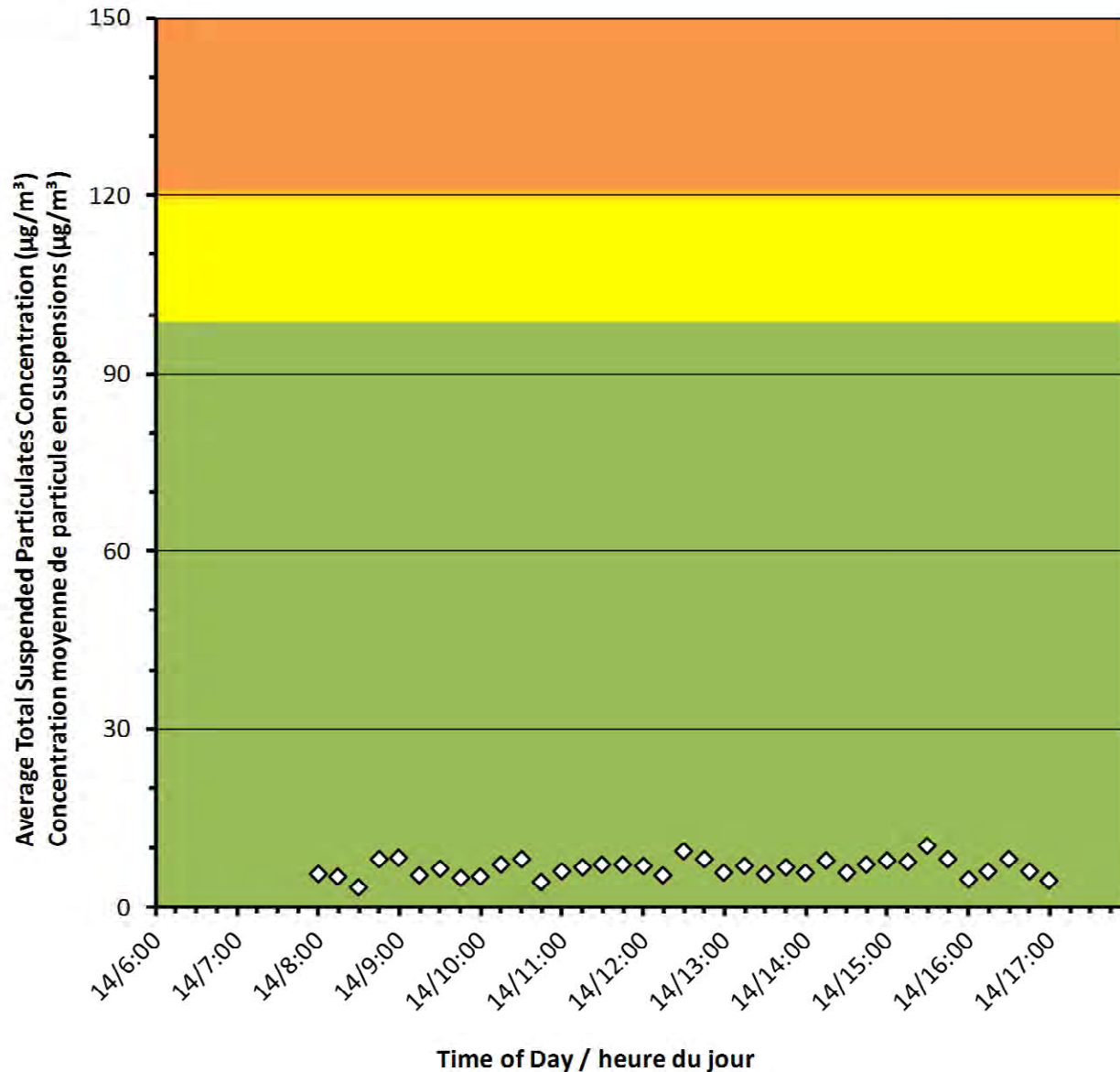
17	Maximum Concentration ($\mu\text{g}/\text{m}^3$) Concentration maximale ($\mu\text{g}/\text{m}^3$)
12	Average Concentration ($\mu\text{g}/\text{m}^3$) Concentration moyenne ($\mu\text{g}/\text{m}^3$)

Notes

No additional data. Aucune donnée additionnelle.



Monitor B/Station B



Port Granby Project Daily Dust Monitoring Data

Projet de Port Granby Surveillance journalière des particules en suspensions

2017/04/14

Daily Statistics/Statistiques journalières

10	Maximum Concentration ($\mu\text{g}/\text{m}^3$) Concentration maximale ($\mu\text{g}/\text{m}^3$)
6	Average Concentration ($\mu\text{g}/\text{m}^3$) Concentration moyenne ($\mu\text{g}/\text{m}^3$)

Notes

No additional data. Aucune donnée additionnelle.



Port Granby Project Daily Dust Monitoring Data

Projet de Port Granby Surveillance journalière des particules en suspensions

2017/04/14

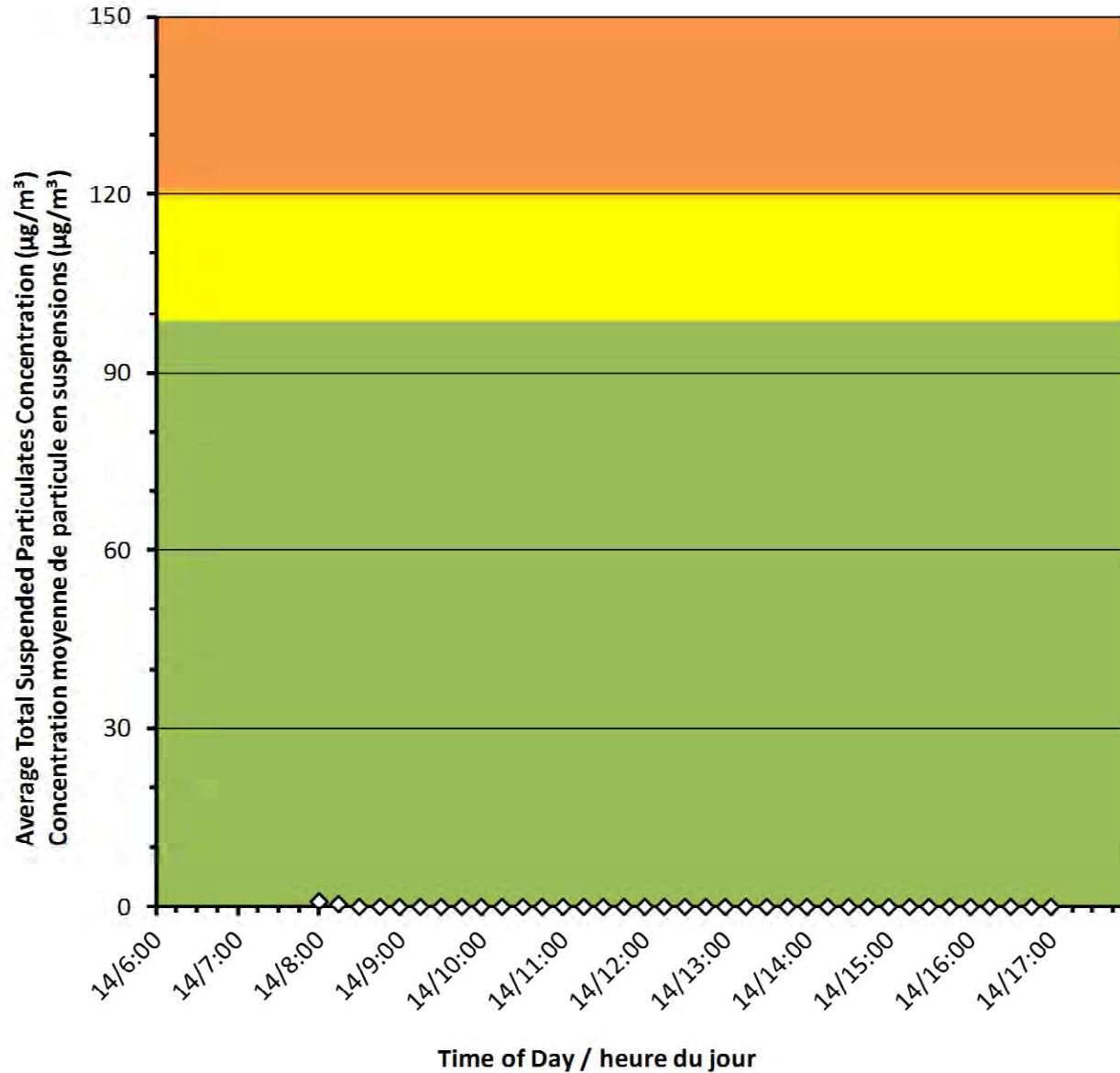
Daily Statistics/Statistiques journalières

1	Maximum Concentration ($\mu\text{g}/\text{m}^3$) Concentration maximale ($\mu\text{g}/\text{m}^3$)
0	Average Concentration ($\mu\text{g}/\text{m}^3$) Concentration moyenne ($\mu\text{g}/\text{m}^3$)

Notes

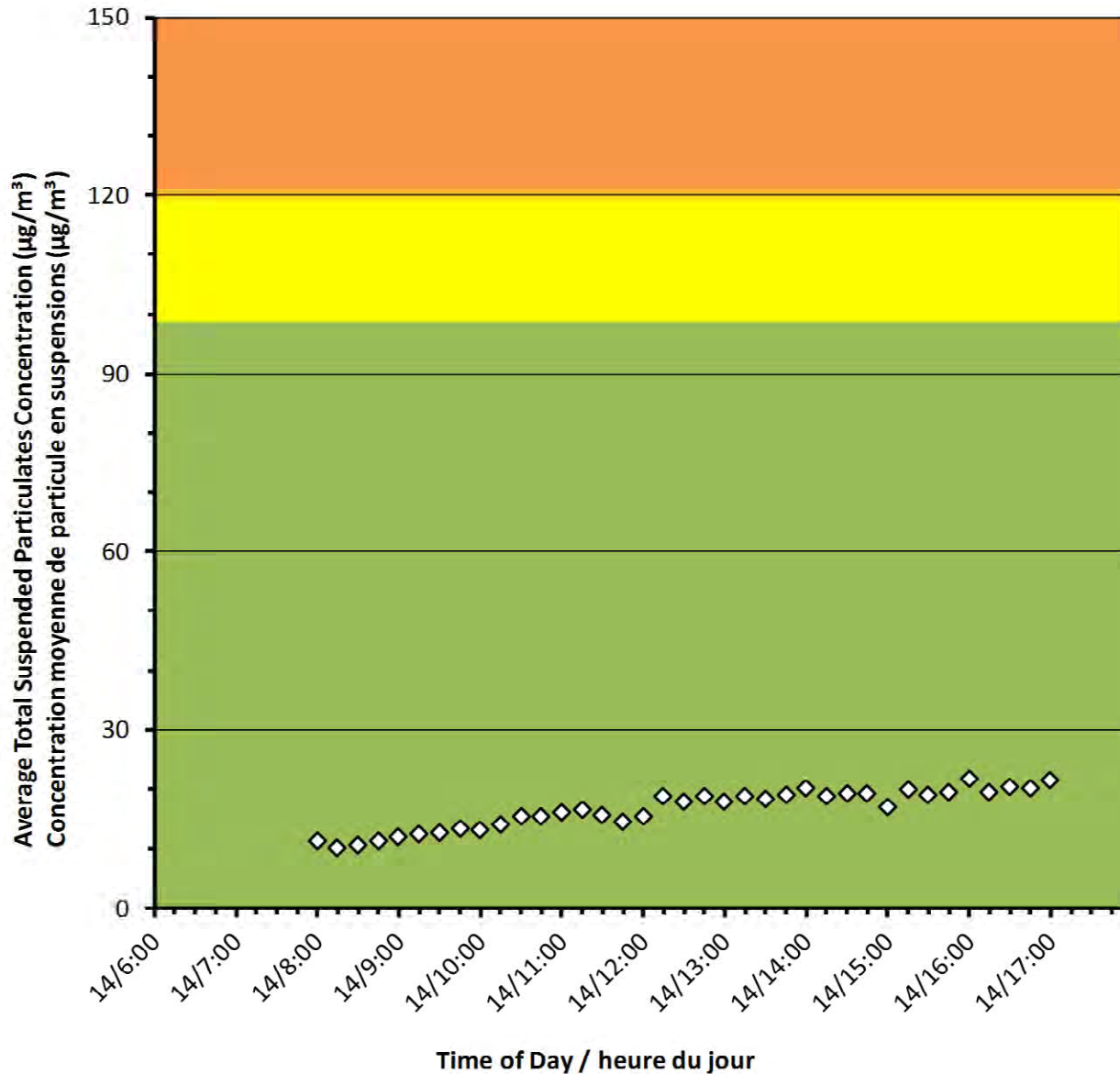
No additional data. Aucune donnée
additionnelle.

Monitor C/Station C





Monitor D/Station D



Port Granby Project Daily Dust Monitoring Data

Projet de Port Granby Surveillance journalière des particules en suspensions

2017/04/14

Daily Statistics/Statistiques journalières

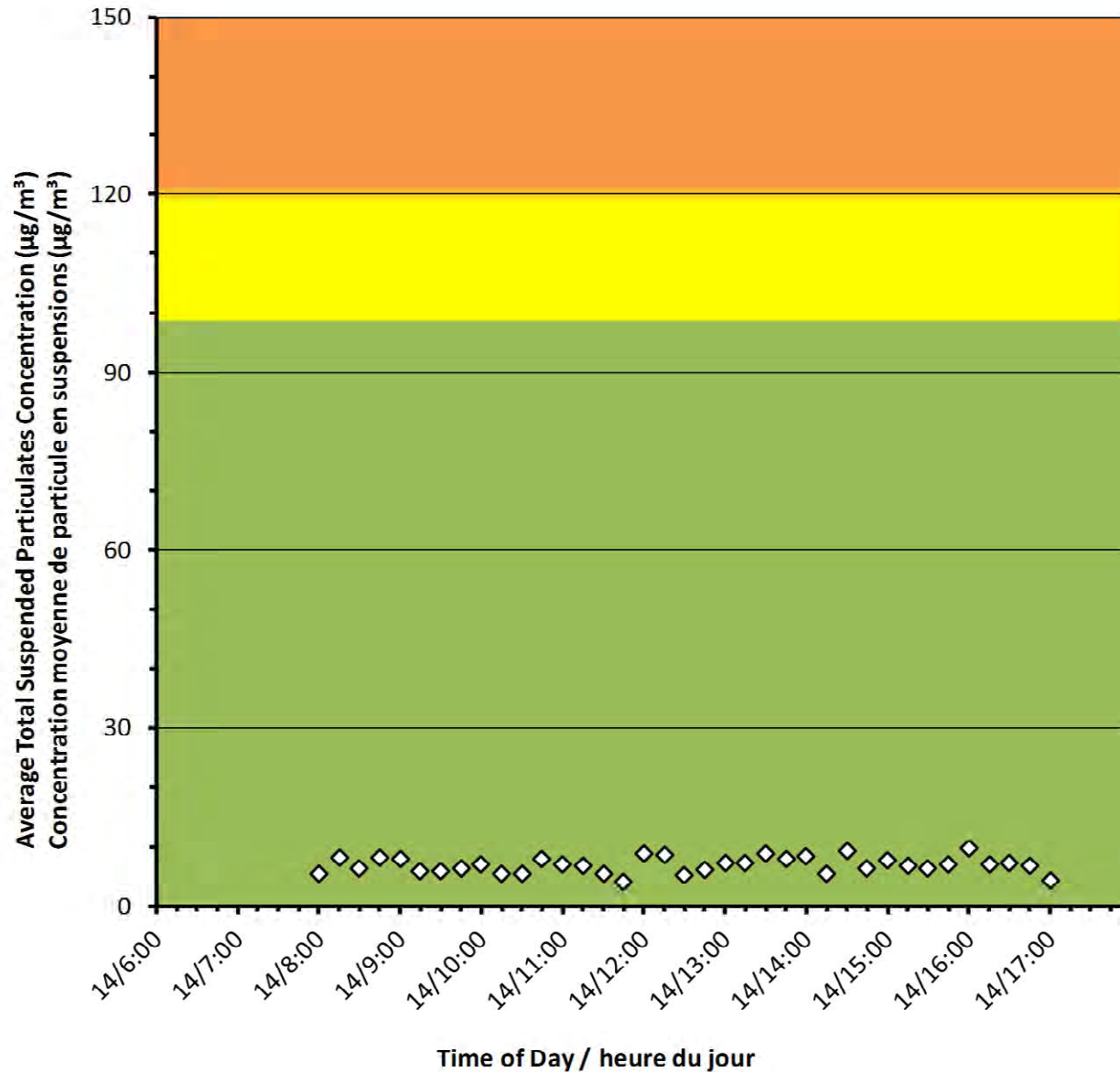
22	Maximum Concentration ($\mu\text{g}/\text{m}^3$) Concentration maximale ($\mu\text{g}/\text{m}^3$)
15	Average Concentration ($\mu\text{g}/\text{m}^3$) Concentration moyenne ($\mu\text{g}/\text{m}^3$)

Notes

No additional data. Aucune donnée additionnelle.



Monitor E/Station E



Port Granby Project Daily Dust Monitoring Data

Projet de Port Granby Surveillance journalière des particules en suspensions

2017/04/14

Daily Statistics/Statistiques journalières

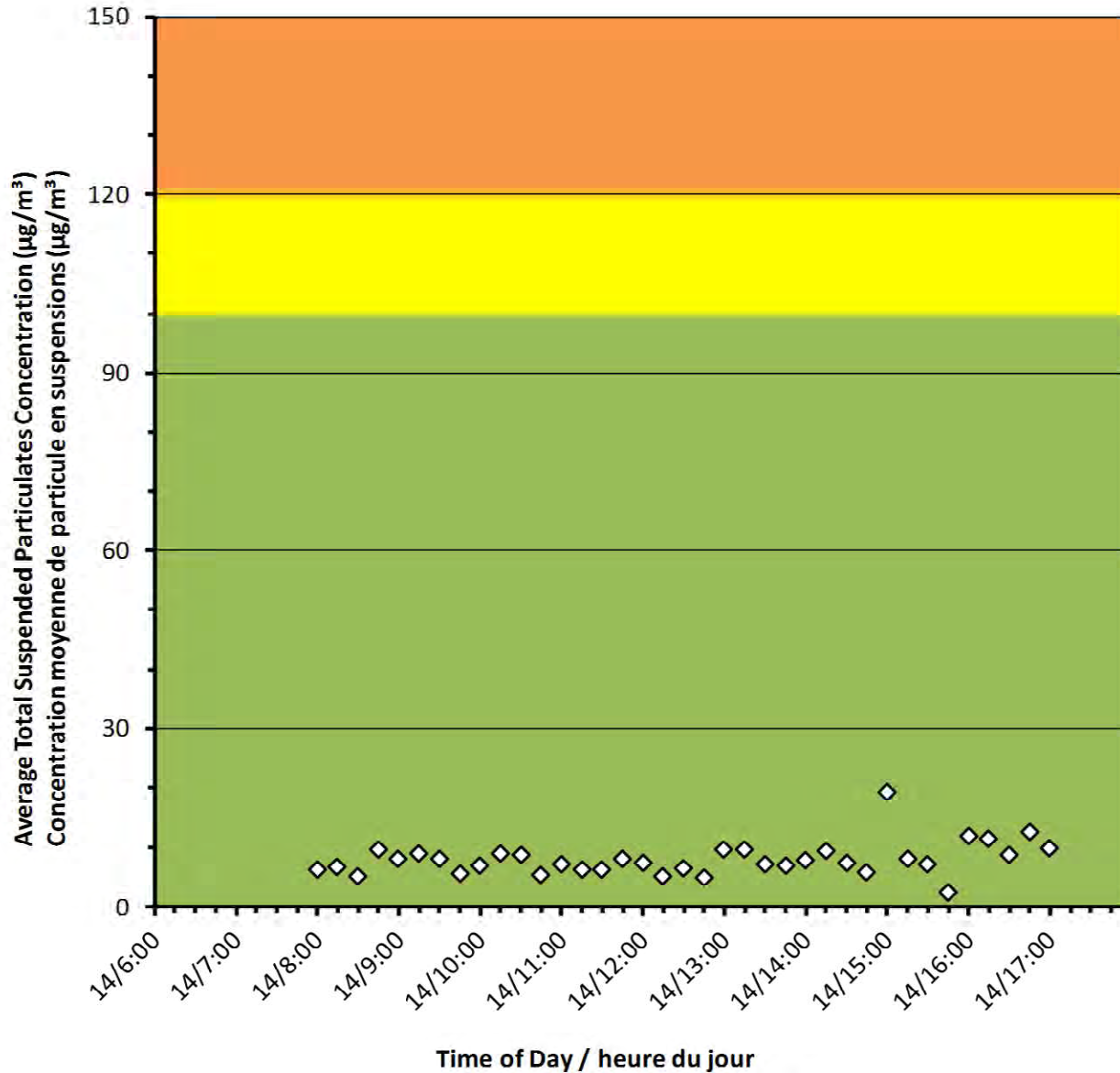
10	Maximum Concentration ($\mu\text{g}/\text{m}^3$) Concentration maximale ($\mu\text{g}/\text{m}^3$)
6	Average Concentration ($\mu\text{g}/\text{m}^3$) Concentration moyenne ($\mu\text{g}/\text{m}^3$)

Notes

No additional data. Aucune donnée
additionnelle.



Monitor F/Station F



Port Granby Project Daily Dust Monitoring Data

Projet de Port Granby Surveillance journalière des particules en suspensions

2017/04/14

Daily Statistics/Statistiques journalières

19	Maximum Concentration (µg/m ³) Concentration maximale (µg/m ³)
7	Average Concentration (µg/m ³) Concentration moyenne (µg/m ³)

Notes

No additional data. Aucune donnée additionnelle.



Canadian Nuclear
Laboratories



Laboratoires Nucléaires
Canadiens

Port Granby Project
Daily Dust Monitoring Data

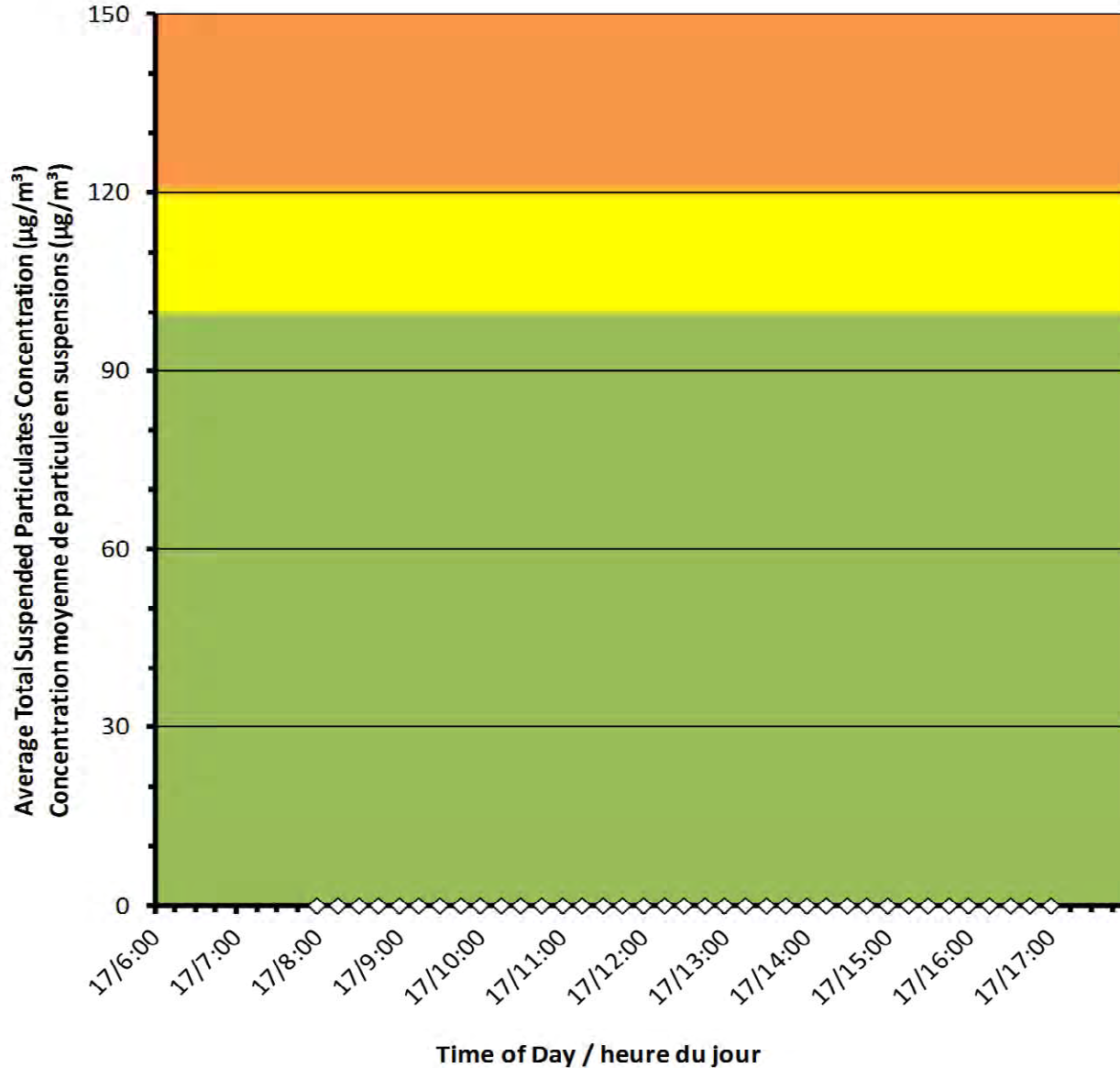
Projet de Port Granby
Surveillance journalière des particules
en suspensions

2017/04/17

Legend/Légende

-  Independent Dust Monitoring
Surveillance indépendante
-  Work Site perimeter
Perimètre du chantier general.

Monitor A/Station A



Canadian Nuclear Laboratories | Laboratoires Nucléaires Canadiens

Port Granby Project Daily Dust Monitoring Data

Projet de Port Granby Surveillance journalière des particules en suspensions

2017/04/17

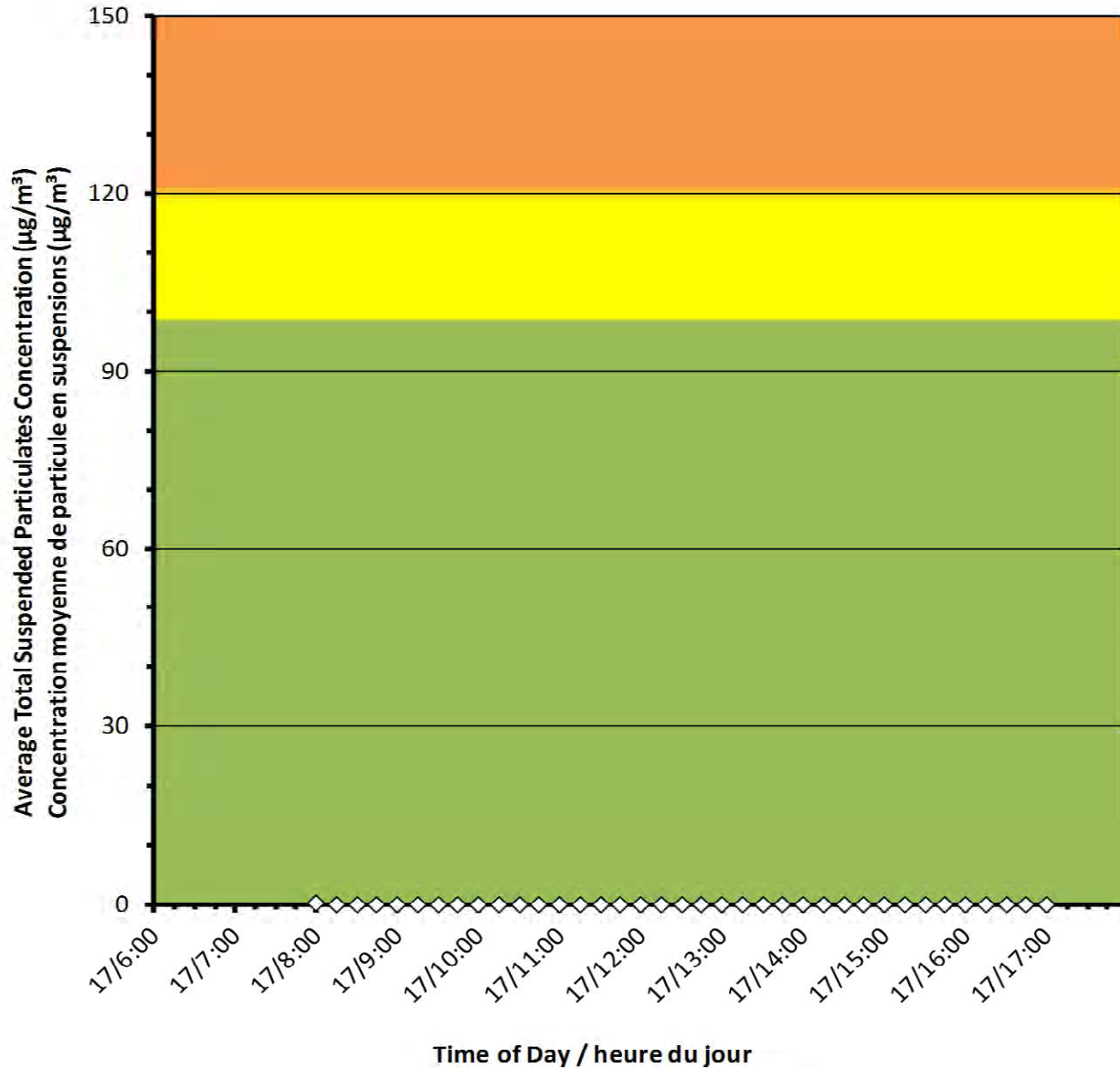
Daily Statistics/Statistiques journalières

0	Maximum Concentration ($\mu\text{g}/\text{m}^3$) Concentration maximale ($\mu\text{g}/\text{m}^3$)
0	Average Concentration ($\mu\text{g}/\text{m}^3$) Concentration moyenne ($\mu\text{g}/\text{m}^3$)

Notes

No additional data. Aucune donnée additionnelle.

Monitor B/Station B



Port Granby Project
Daily Dust Monitoring Data

Projet de Port Granby
Surveillance journalière des
particules en suspensions

2017/04/17

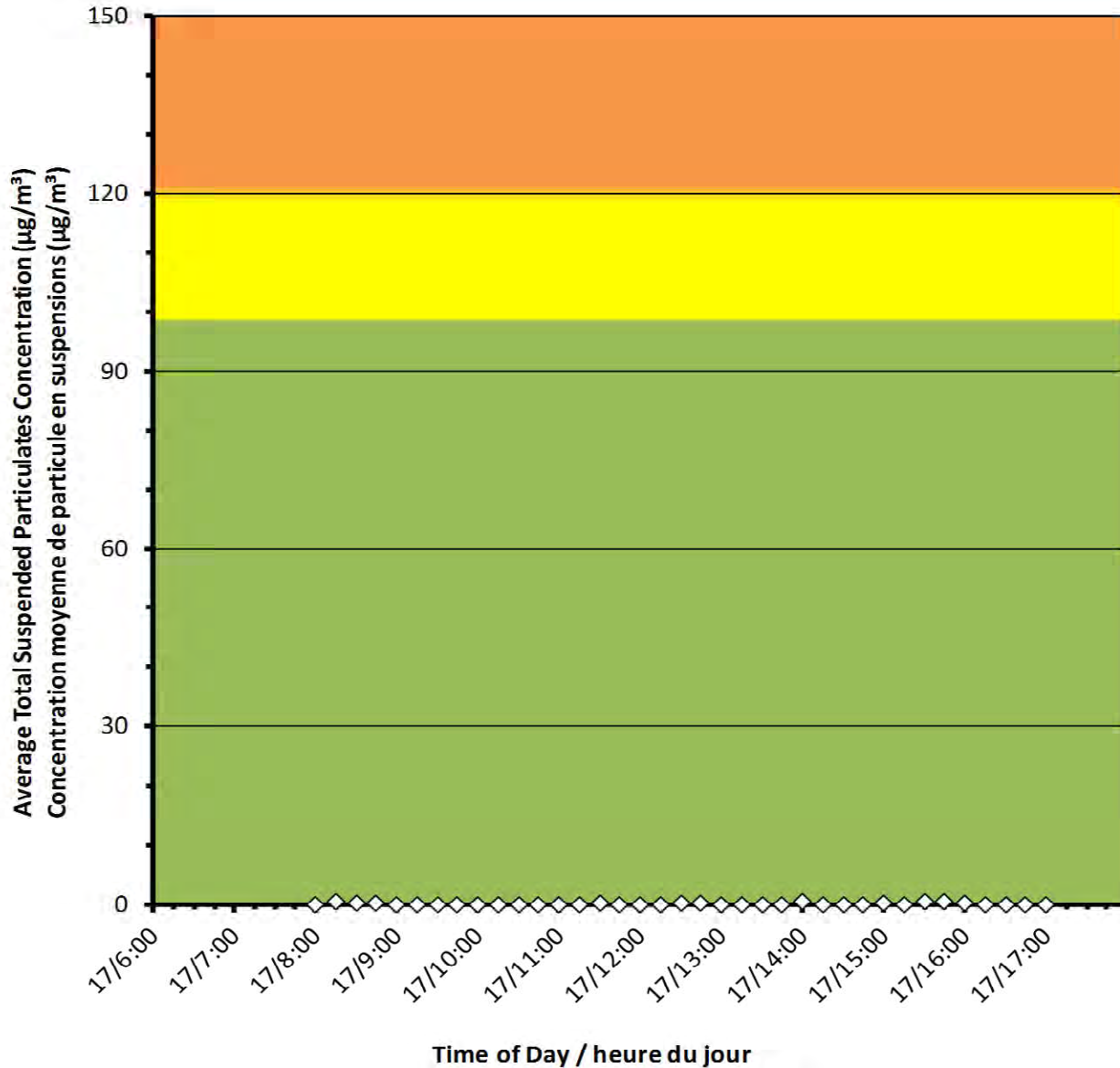
Daily Statistics/Statistiques journalières

0	Maximum Concentration ($\mu\text{g}/\text{m}^3$) Concentration maximale ($\mu\text{g}/\text{m}^3$)
0	Average Concentration ($\mu\text{g}/\text{m}^3$) Concentration moyenne ($\mu\text{g}/\text{m}^3$)

Notes

No additional data. Aucune donnée
additionnelle.

Monitor C/Station C



Port Granby Project
Daily Dust Monitoring Data

Projet de Port Granby
Surveillance journalière des
particules en suspensions

2017/04/17

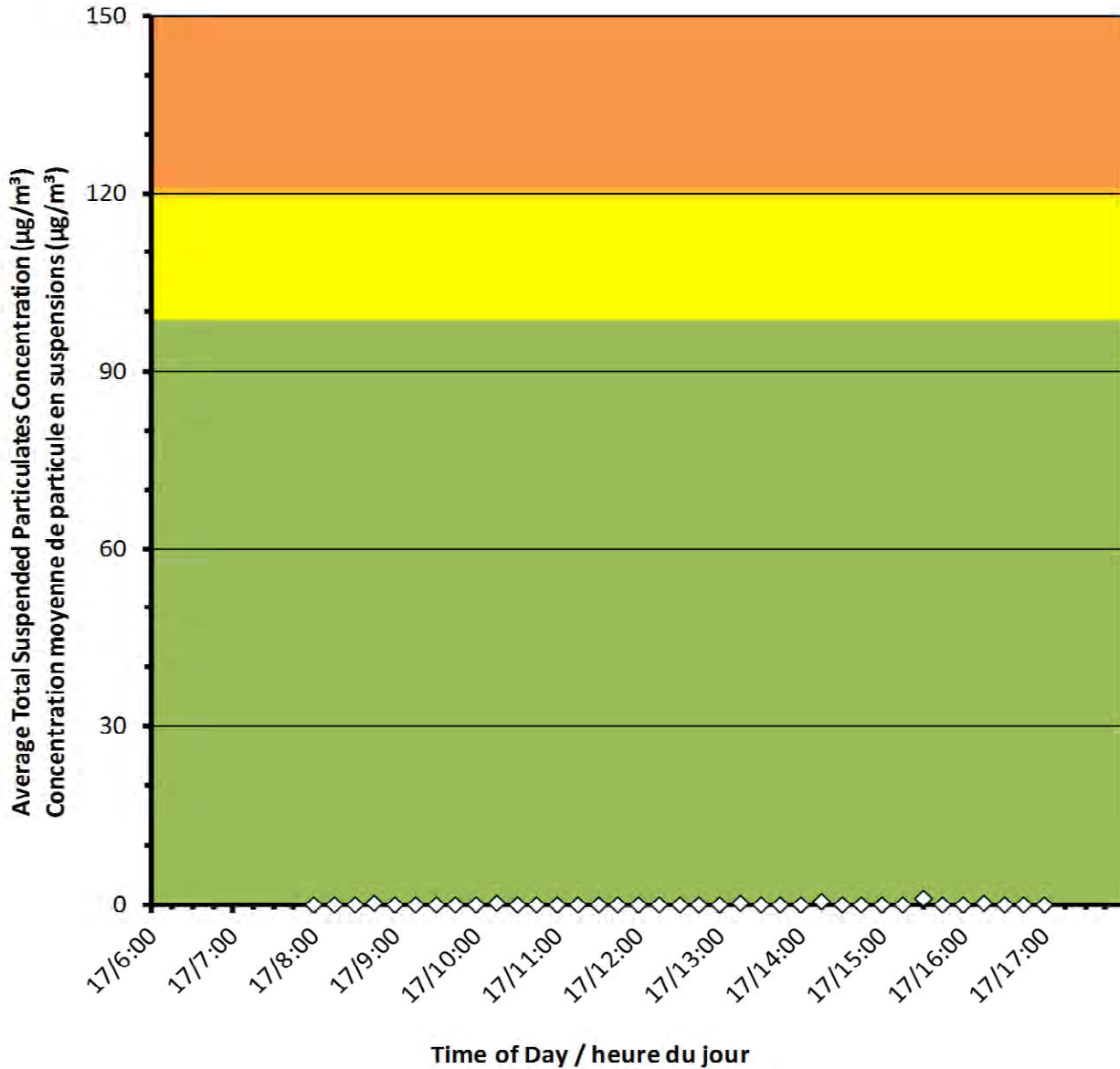
Daily Statistics/Statistiques journalières

0	Maximum Concentration ($\mu\text{g}/\text{m}^3$) Concentration maximale ($\mu\text{g}/\text{m}^3$)
0	Average Concentration ($\mu\text{g}/\text{m}^3$) Concentration moyenne ($\mu\text{g}/\text{m}^3$)

Notes

No additional data. Aucune donnée
additionnelle.

Monitor D/Station D



Port Granby Project
Daily Dust Monitoring Data

Projet de Port Granby
Surveillance journalière des
particules en suspensions

2017/04/17

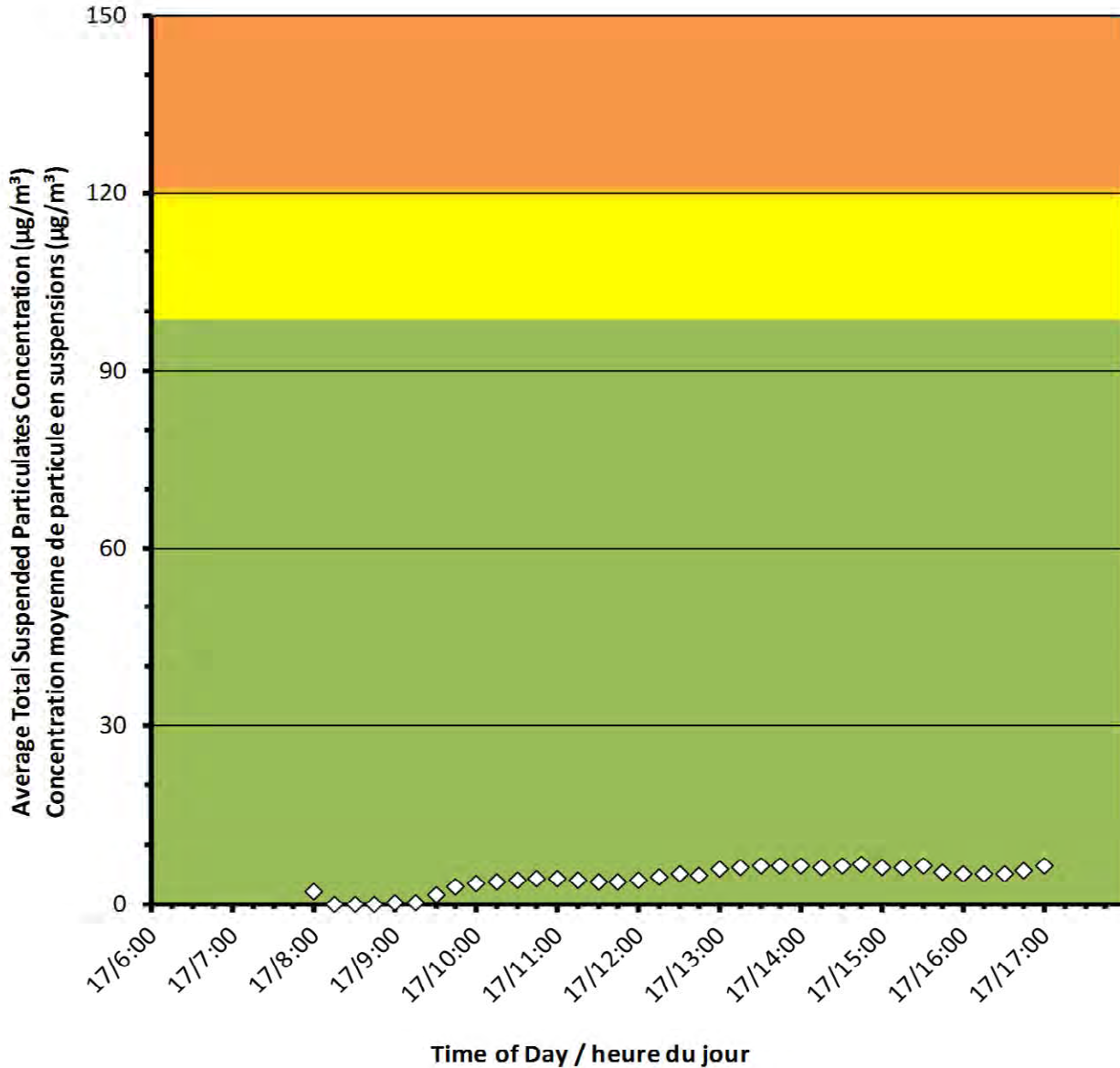
Daily Statistics/Statistiques journalières

1	Maximum Concentration ($\mu\text{g}/\text{m}^3$) Concentration maximale ($\mu\text{g}/\text{m}^3$)
0	Average Concentration ($\mu\text{g}/\text{m}^3$) Concentration moyenne ($\mu\text{g}/\text{m}^3$)

Notes

No additional data. Aucune donnée
additionnelle.

Monitor E/Station E



Port Granby Project
Daily Dust Monitoring Data

Projet de Port Granby
Surveillance journalière des
particules en suspensions

2017/04/17

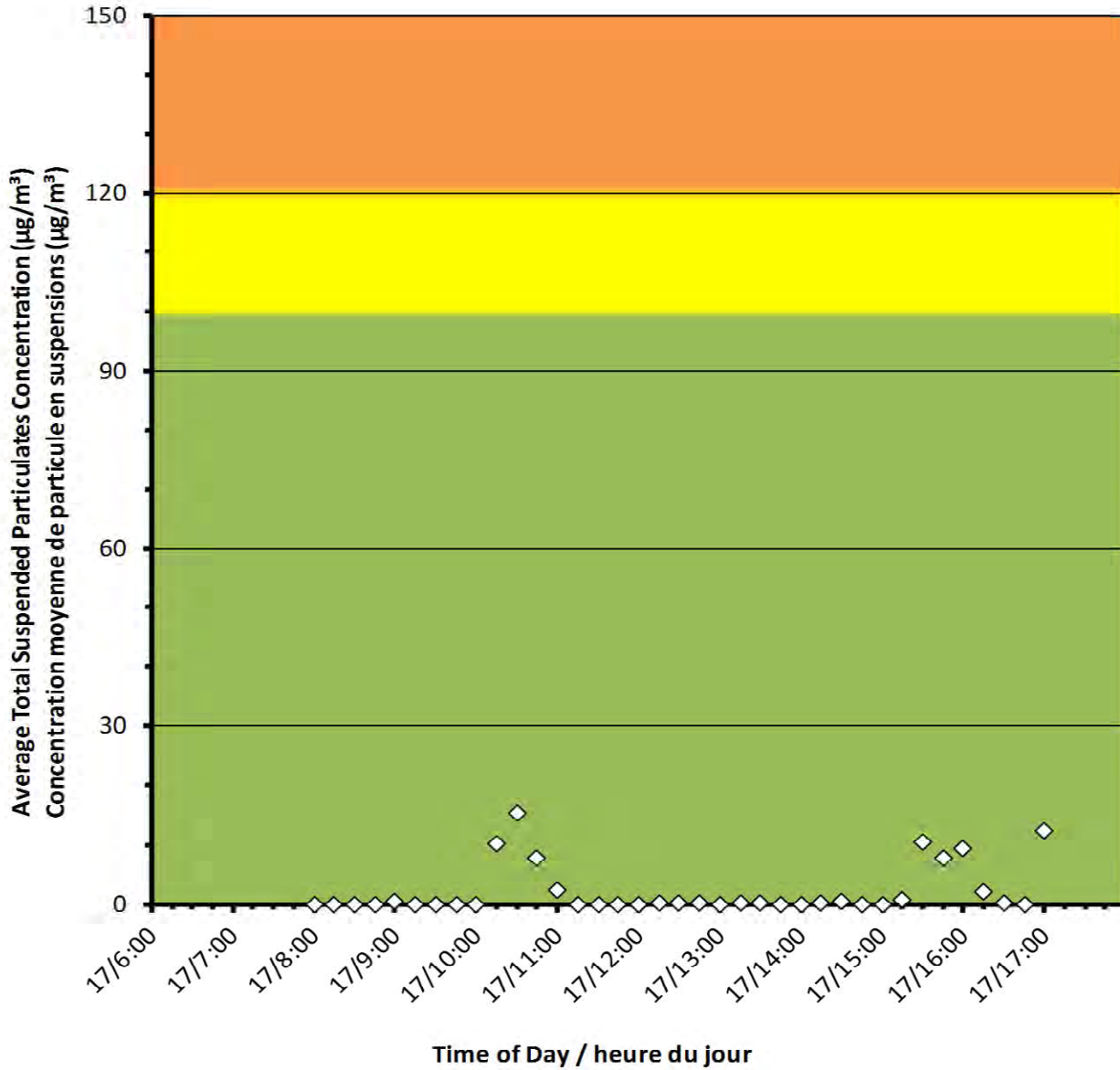
Daily Statistics/Statistiques journalières

13	Maximum Concentration ($\mu\text{g}/\text{m}^3$) Concentration maximale ($\mu\text{g}/\text{m}^3$)
4	Average Concentration ($\mu\text{g}/\text{m}^3$) Concentration moyenne ($\mu\text{g}/\text{m}^3$)

Notes

No additional data. Aucune donnée additionnelle.

Monitor F/Station F



Canadian Nuclear Laboratories | Laboratoires Nucléaires Canadiens

**Port Granby Project
Daily Dust Monitoring Data**

**Projet de Port Granby
Surveillance journalière des
particules en suspensions**

2017/04/17

Daily Statistics/Statistiques journalières

15	Maximum Concentration ($\mu\text{g}/\text{m}^3$) Concentration maximale ($\mu\text{g}/\text{m}^3$)
2	Average Concentration ($\mu\text{g}/\text{m}^3$) Concentration moyenne ($\mu\text{g}/\text{m}^3$)

Notes

No additional data. Aucune donnée additionnelle.



Canadian Nuclear
Laboratories



Laboratoires Nucléaires
Canadiens

Port Granby Project
Daily Dust Monitoring Data

Projet de Port Granby
Surveillance journalière des particules
en suspensions

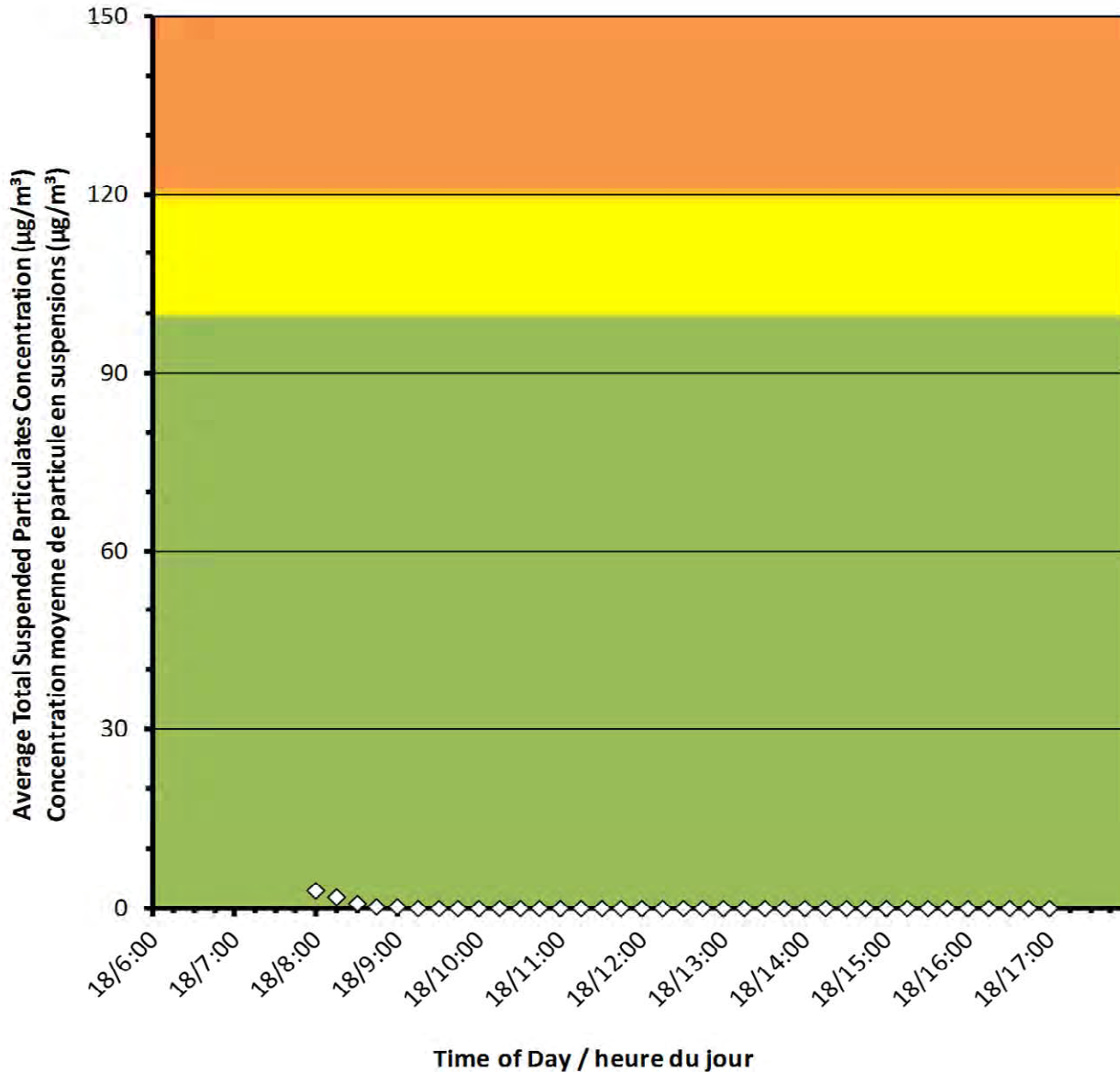
2017/04/18

Legend/Légende

-  Independent Dust Monitoring
Surveillance indépendante
-  Work Site perimeter
Périmètre du chantier general.



Monitor A/Station A



Port Granby Project Daily Dust Monitoring Data

Projet de Port Granby Surveillance journalière des particules en suspensions

2017/04/18

Daily Statistics/Statistiques journalières

3	Maximum Concentration (µg/m ³) Concentration maximale (µg/m ³)
0	Average Concentration (µg/m ³) Concentration moyenne (µg/m ³)

Notes

No additional data. Aucune donnée additionnelle.



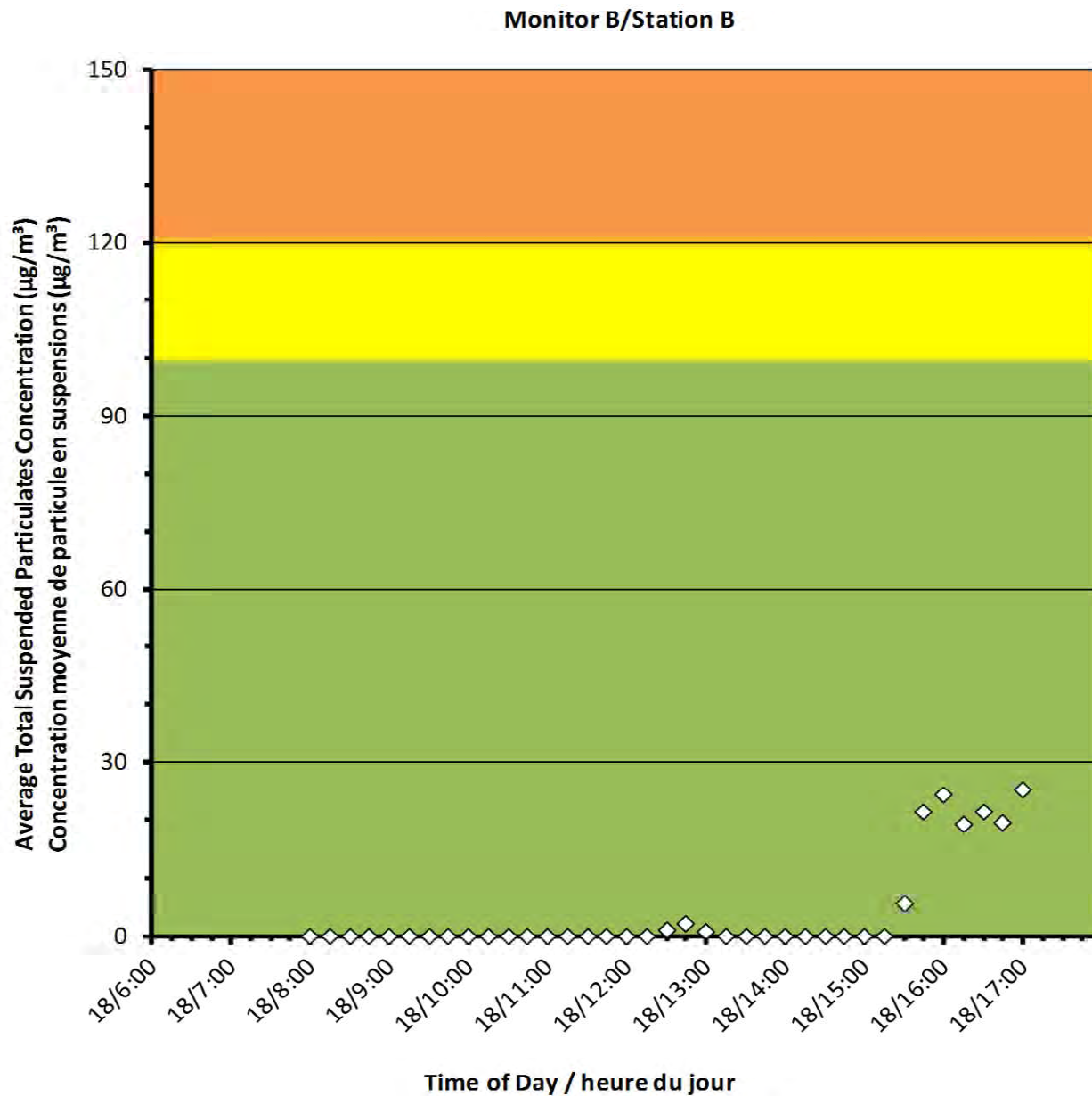
Port Granby Project Daily Dust Monitoring Data

Projet de Port Granby Surveillance journalière des particules en suspensions

2017/04/18

Daily Statistics/Statistiques journalières

25	Maximum Concentration ($\mu\text{g}/\text{m}^3$) Concentration maximale ($\mu\text{g}/\text{m}^3$)
3	Average Concentration ($\mu\text{g}/\text{m}^3$) Concentration moyenne ($\mu\text{g}/\text{m}^3$)



Notes

No additional data. Aucune donnée additionnelle.

Port Granby Project
Daily Dust Monitoring Data

Projet de Port Granby
Surveillance journalière des
particules en suspensions

2017/04/18

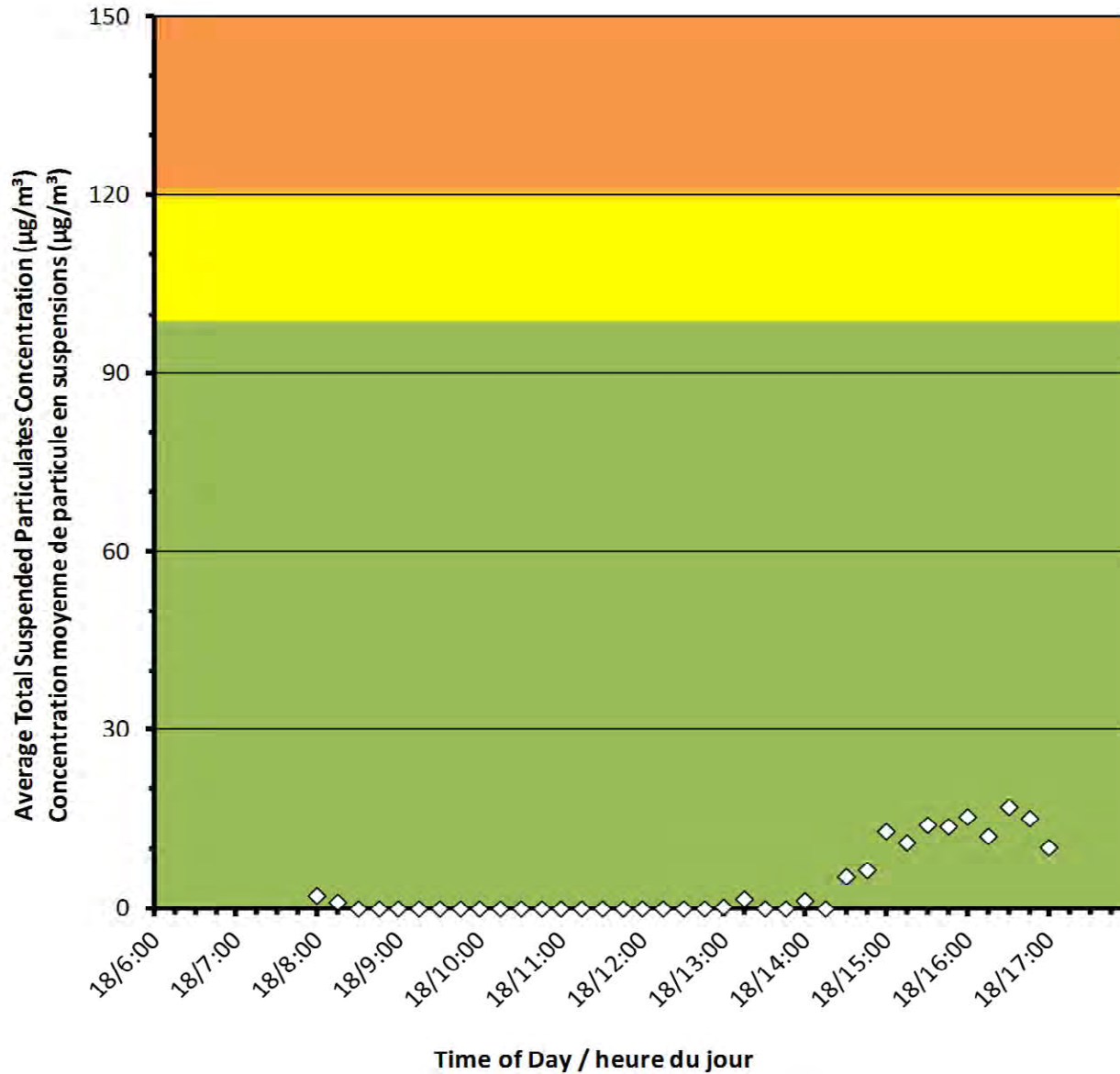
Daily Statistics/Statistiques journalières

17	Maximum Concentration ($\mu\text{g}/\text{m}^3$) Concentration maximale ($\mu\text{g}/\text{m}^3$)
3	Average Concentration ($\mu\text{g}/\text{m}^3$) Concentration moyenne ($\mu\text{g}/\text{m}^3$)

Notes

No additional data. Aucune donnée additionnelle.

Monitor C/Station C

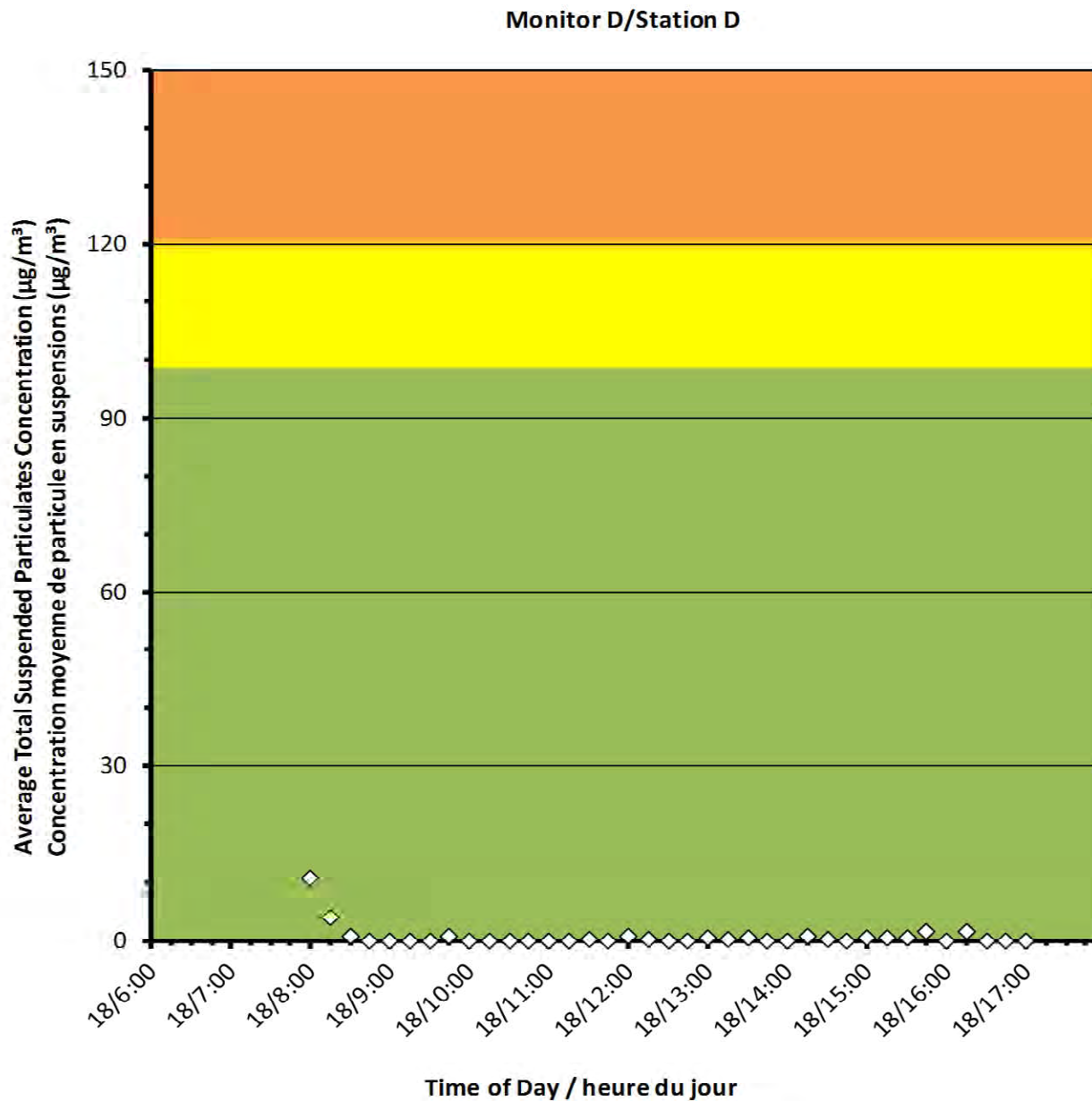




**Port Granby Project
Daily Dust Monitoring Data**

**Projet de Port Granby
Surveillance journalière des
particules en suspensions**

2017/04/18



Daily Statistics/Statistiques journalières

11	Maximum Concentration (µg/m ³) Concentration maximale (µg/m ³)
0	Average Concentration (µg/m ³) Concentration moyenne (µg/m ³)

Notes

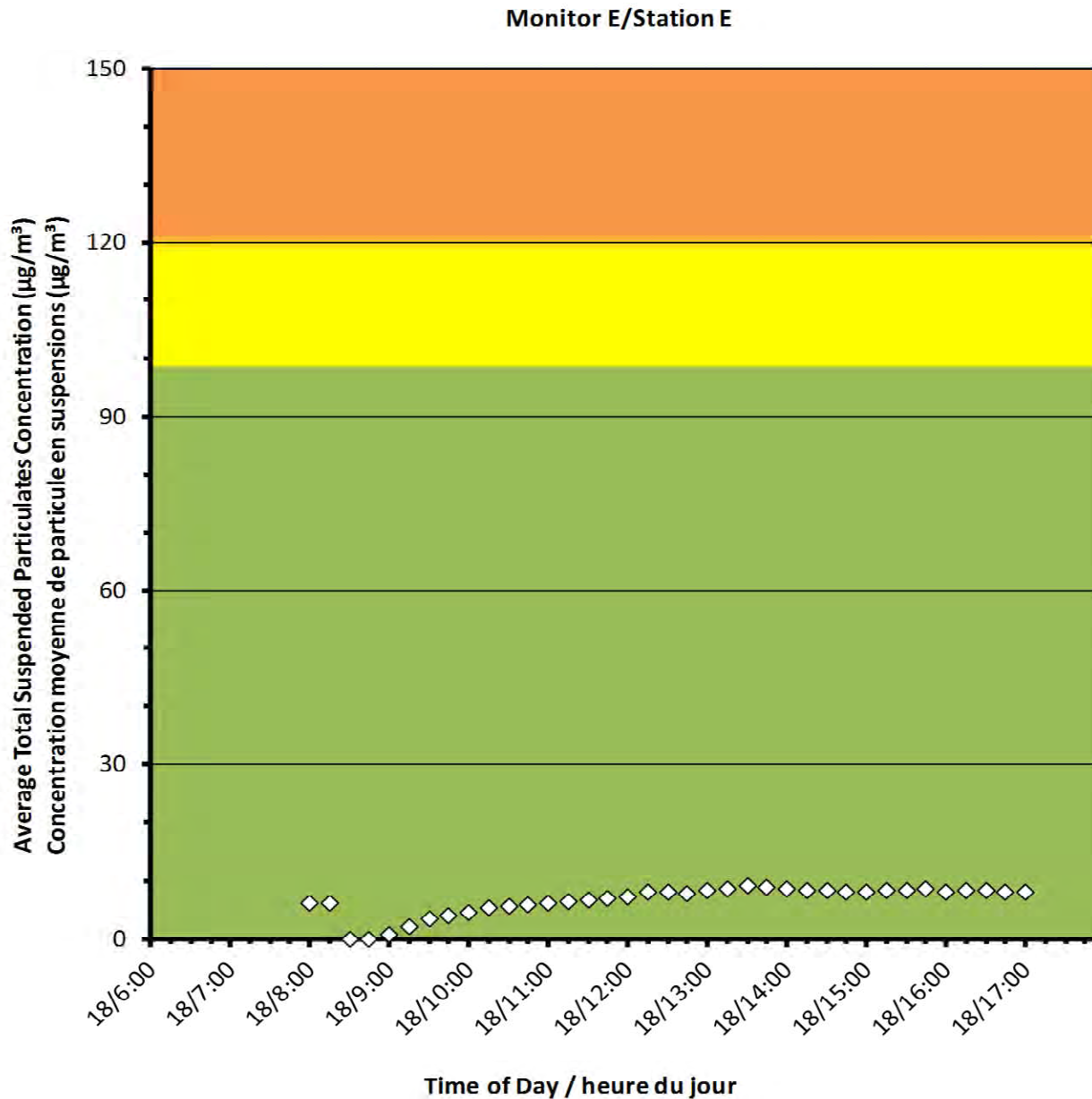
No additional data. Aucune donnée additionnelle.



Port Granby Project Daily Dust Monitoring Data

Projet de Port Granby Surveillance journalière des particules en suspensions

2017/04/18



Daily Statistics/Statistiques journalières

9	Maximum Concentration ($\mu\text{g}/\text{m}^3$) Concentration maximale ($\mu\text{g}/\text{m}^3$)
6	Average Concentration ($\mu\text{g}/\text{m}^3$) Concentration moyenne ($\mu\text{g}/\text{m}^3$)

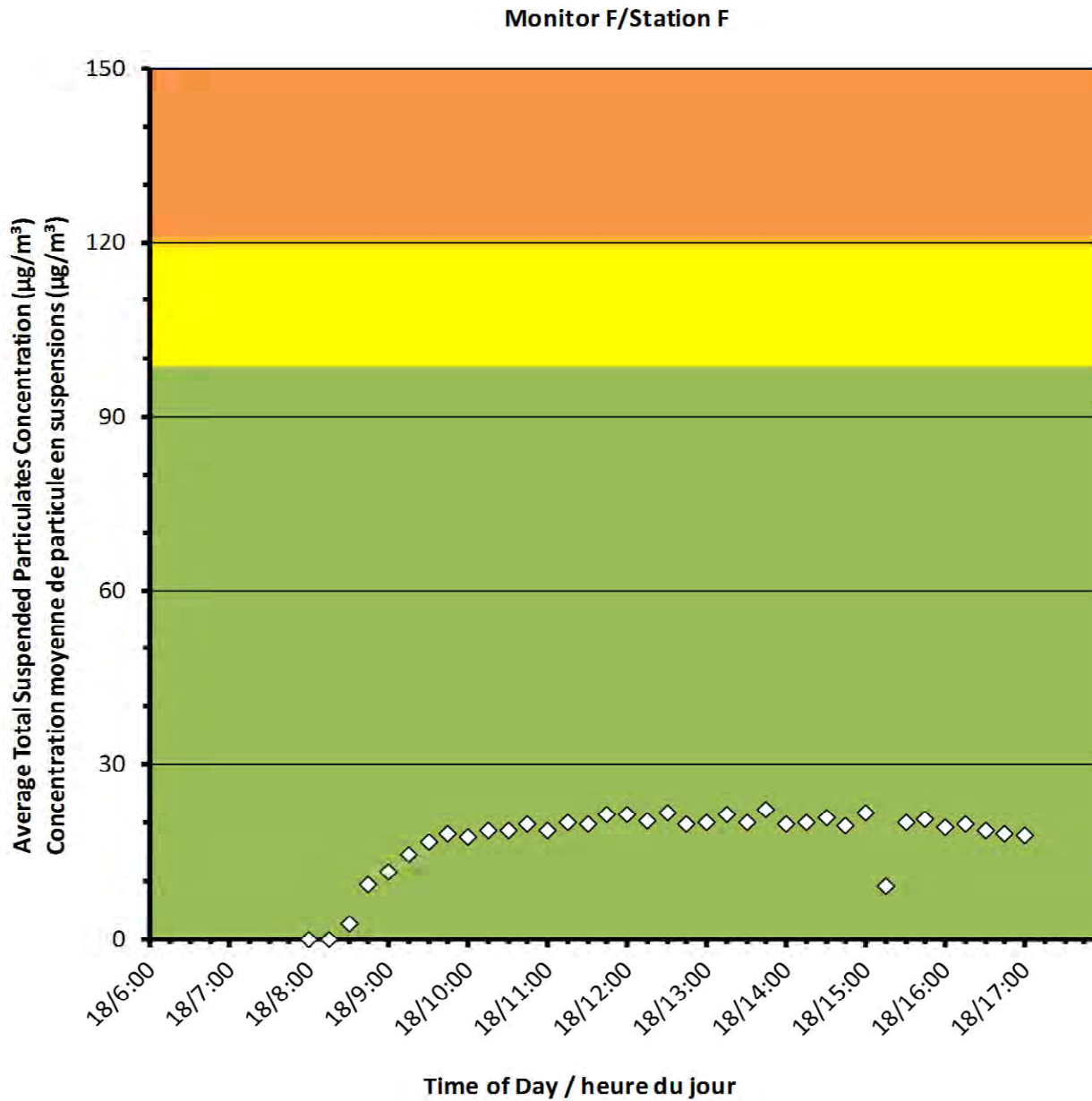
Notes

No additional data. Aucune donnée additionnelle.

Port Granby Project
Daily Dust Monitoring Data

Projet de Port Granby
Surveillance journalière des
particules en suspensions

2017/04/18



Daily Statistics/Statistiques journalières

22	Maximum Concentration (µg/m ³) Concentration maximale (µg/m ³)
15	Average Concentration (µg/m ³) Concentration moyenne (µg/m ³)

Notes

No additional data. Aucune donnée additionnelle.



Canadian Nuclear Laboratories | Laboratoires Nucléaires Canadiens

**Port Granby Project
Daily Dust Monitoring Data**

**Projet de Port Granby
Surveillance journalière des particules
en suspensions**

2017/04/19

Legend/Légende



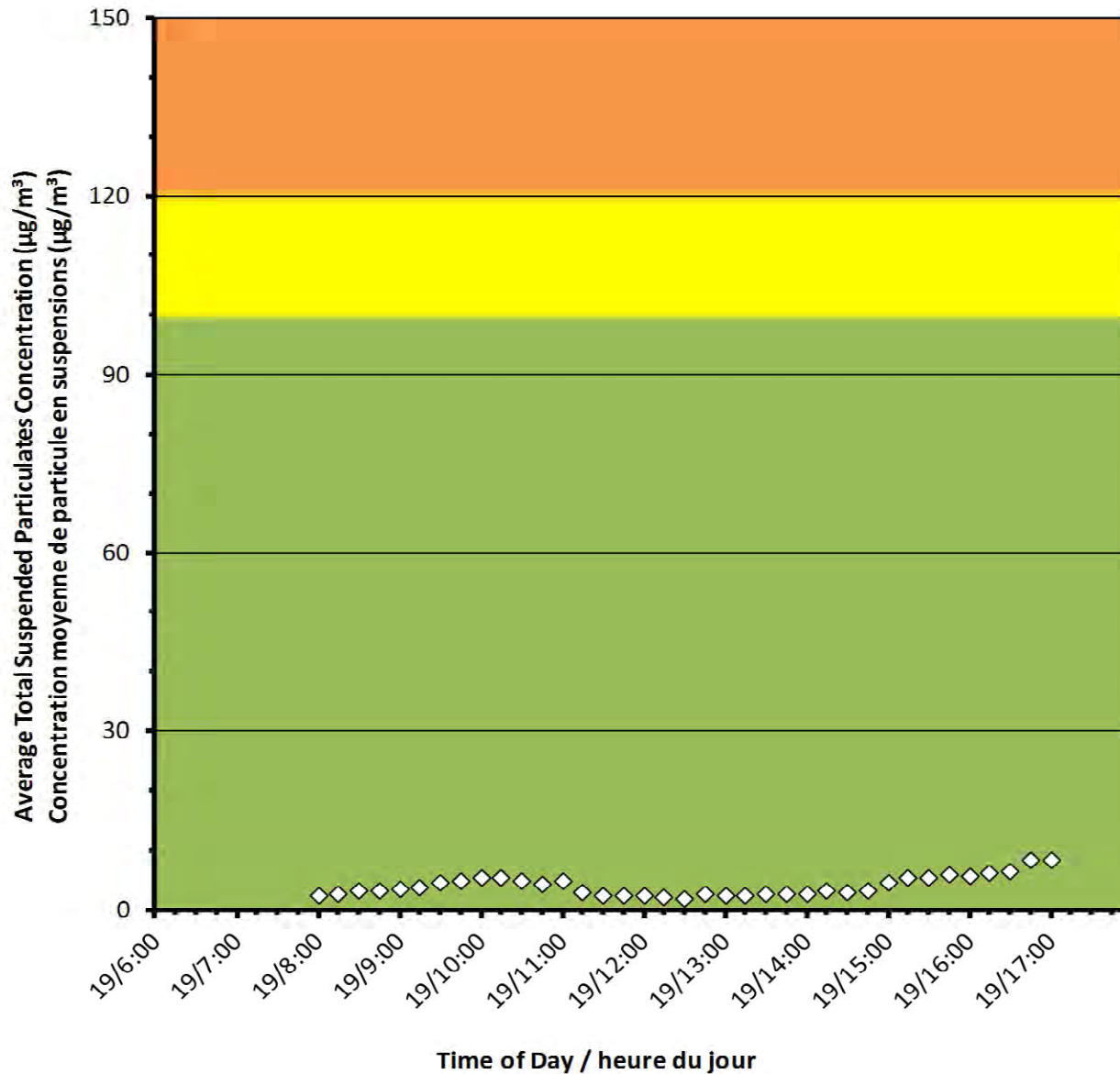
Independent Dust Monitoring
Surveillance indépendante



Work Site perimeter
Périmètre du chantier général.



Monitor A/Station A



Port Granby Project Daily Dust Monitoring Data

Projet de Port Granby Surveillance journalière des particules en suspensions

2017/04/19

Daily Statistics/Statistiques journalières

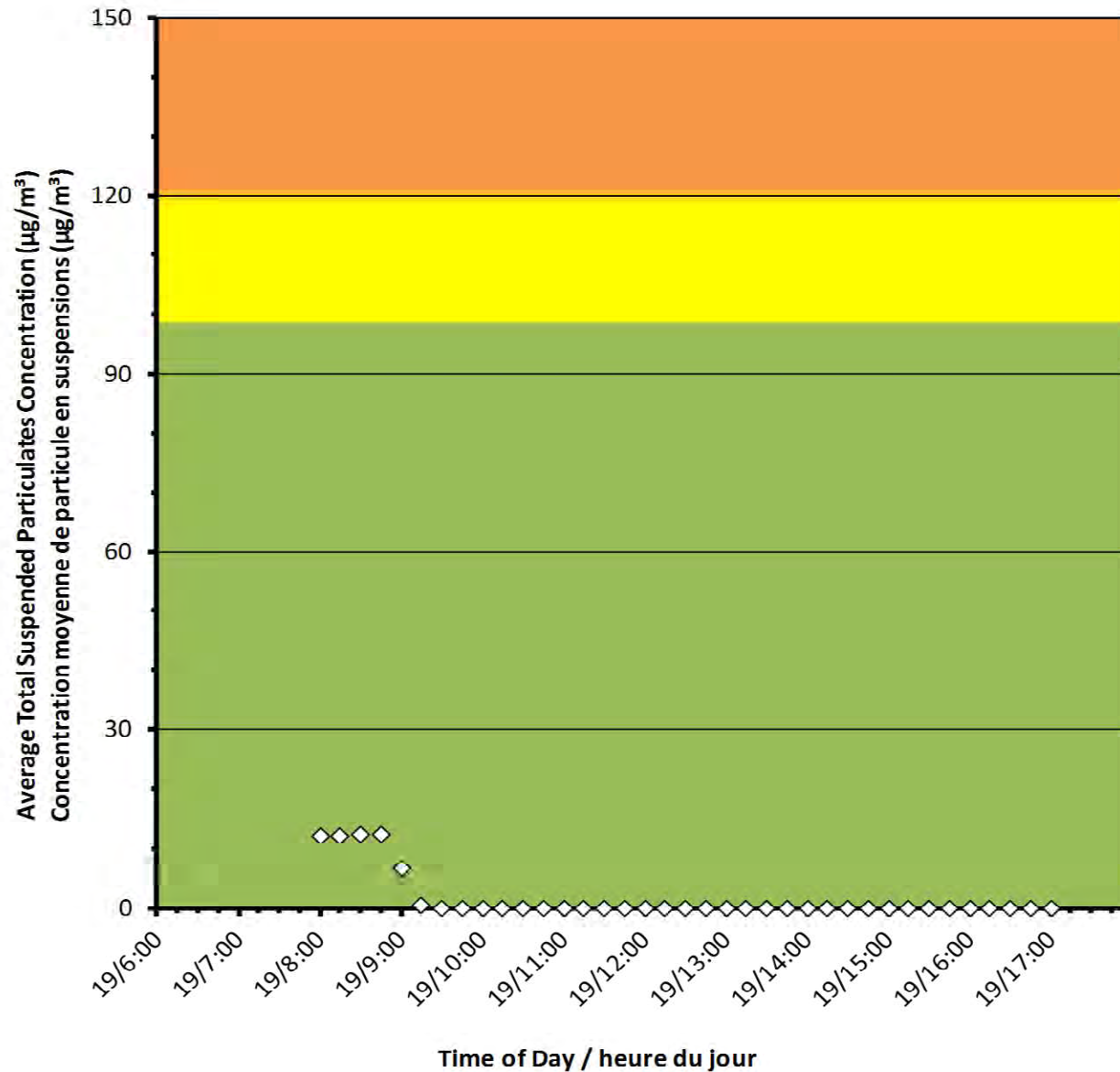
8	Maximum Concentration ($\mu\text{g}/\text{m}^3$) Concentration maximale ($\mu\text{g}/\text{m}^3$)
3	Average Concentration ($\mu\text{g}/\text{m}^3$) Concentration moyenne ($\mu\text{g}/\text{m}^3$)

Notes

No additional data. Aucune donnée additionnelle.



Monitor B/Station B



Port Granby Project Daily Dust Monitoring Data

Projet de Port Granby Surveillance journalière des particules en suspensions

2017/04/19

Daily Statistics/Statistiques journalières

12	Maximum Concentration ($\mu\text{g}/\text{m}^3$) Concentration maximale ($\mu\text{g}/\text{m}^3$)
1	Average Concentration ($\mu\text{g}/\text{m}^3$) Concentration moyenne ($\mu\text{g}/\text{m}^3$)

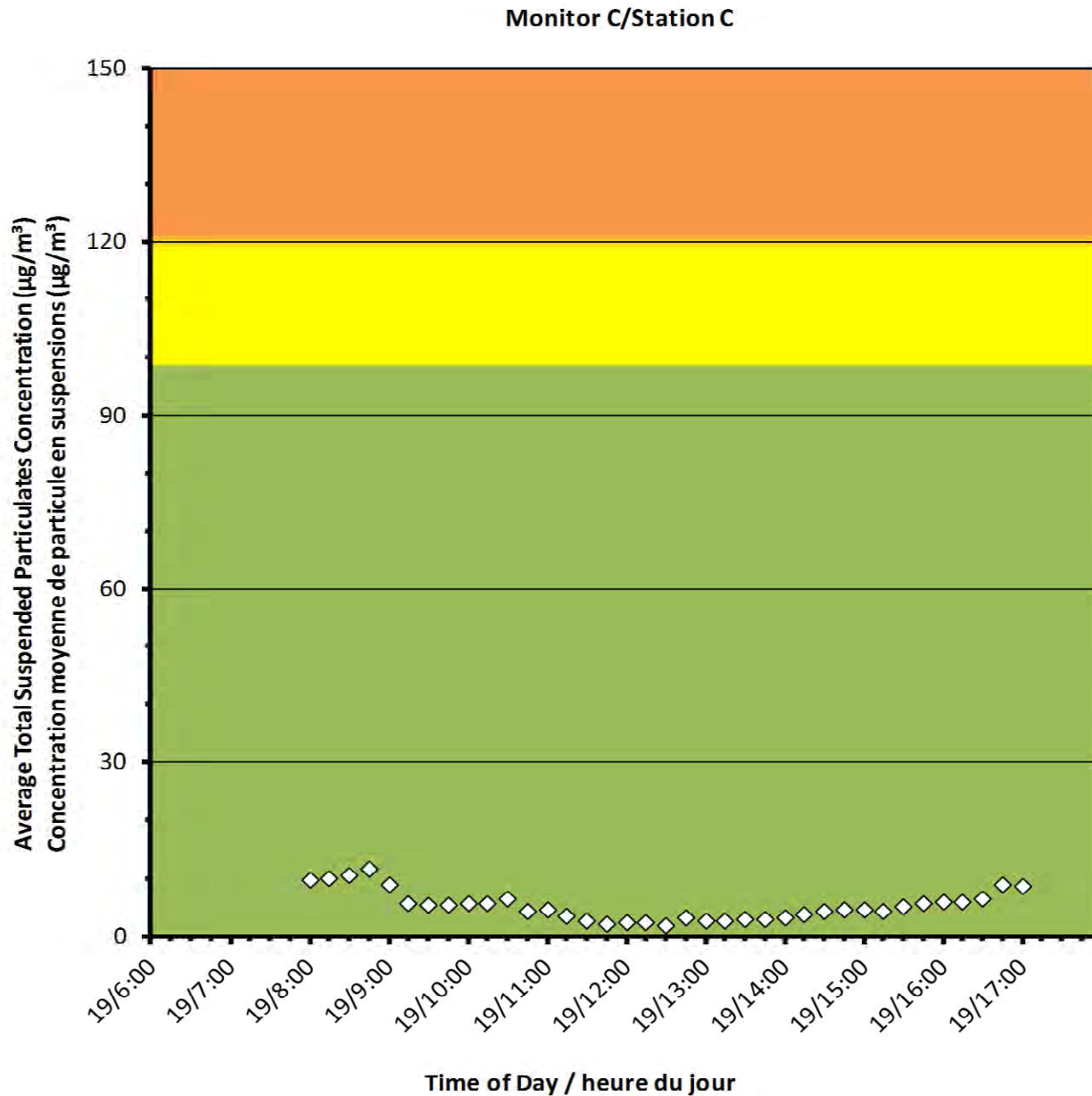
Notes

No additional data. Aucune donnée additionnelle.

Port Granby Project
Daily Dust Monitoring Data

Projet de Port Granby
Surveillance journalière des
particules en suspensions

2017/04/19



Daily Statistics/Statistiques journalières

12	Maximum Concentration ($\mu\text{g}/\text{m}^3$) Concentration maximale ($\mu\text{g}/\text{m}^3$)
5	Average Concentration ($\mu\text{g}/\text{m}^3$) Concentration moyenne ($\mu\text{g}/\text{m}^3$)

Notes

No additional data. Aucune donnée additionnelle.



Port Granby Project Daily Dust Monitoring Data

Projet de Port Granby Surveillance journalière des particules en suspensions

2017/04/19

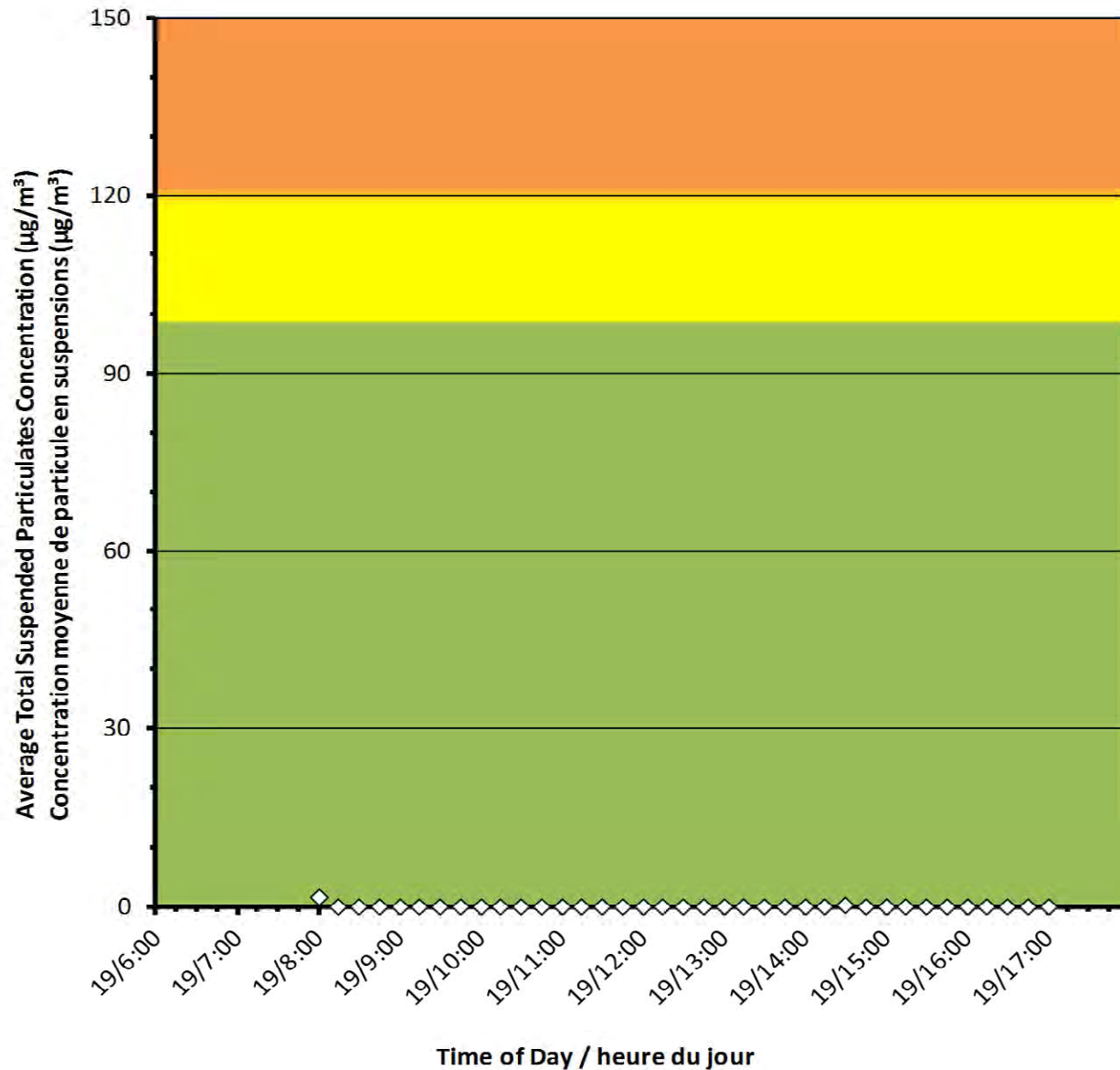
Daily Statistics/Statistiques journalières

2	Maximum Concentration ($\mu\text{g}/\text{m}^3$) Concentration maximale ($\mu\text{g}/\text{m}^3$)
0	Average Concentration ($\mu\text{g}/\text{m}^3$) Concentration moyenne ($\mu\text{g}/\text{m}^3$)

Notes

No additional data. Aucune donnée
additionnelle.

Monitor D/Station D



Port Granby Project
Daily Dust Monitoring Data

Projet de Port Granby
Surveillance journalière des
particules en suspensions

2017/04/19

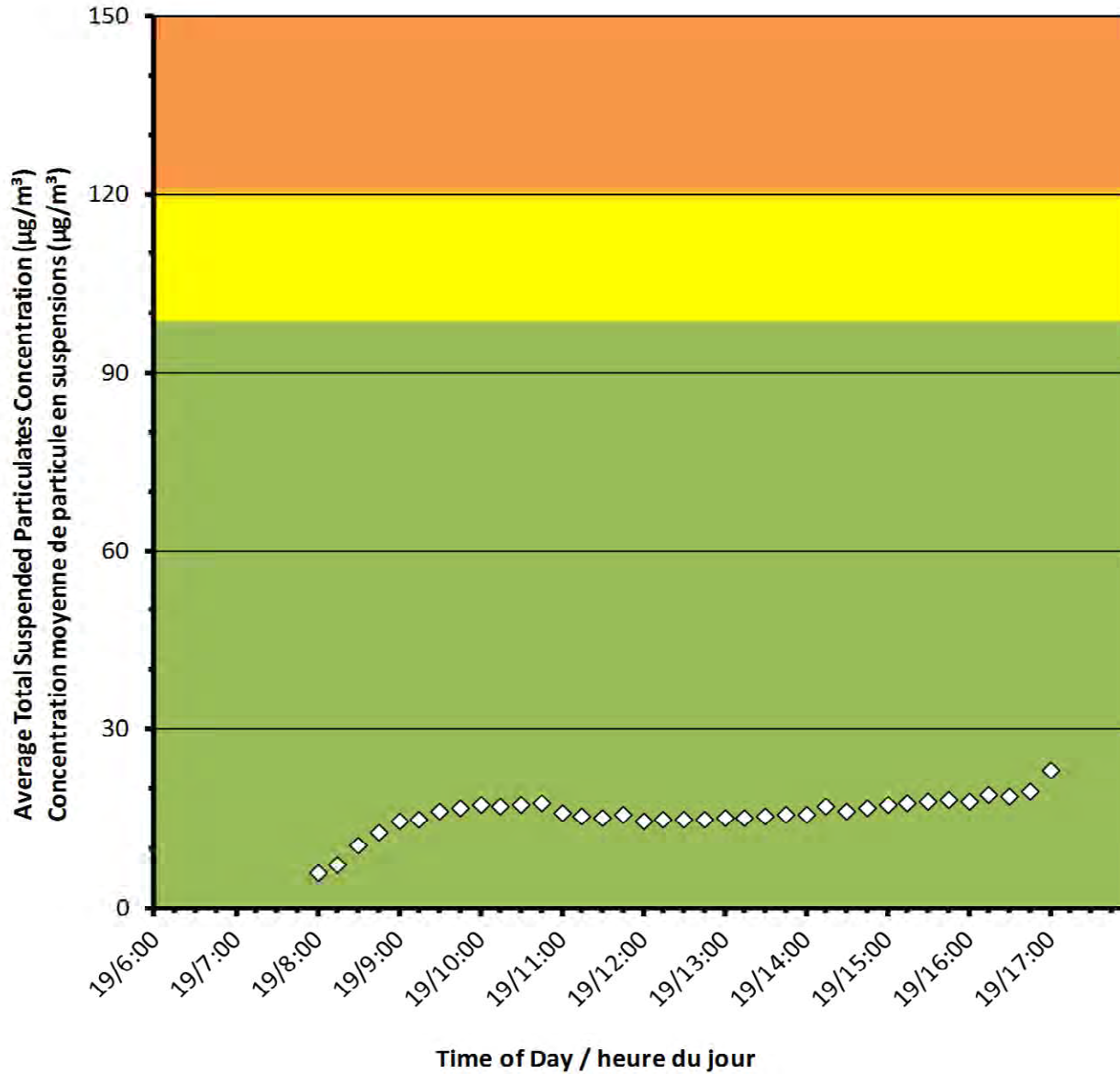
Daily Statistics/Statistiques journalières

23	Maximum Concentration ($\mu\text{g}/\text{m}^3$) Concentration maximale ($\mu\text{g}/\text{m}^3$)
14	Average Concentration ($\mu\text{g}/\text{m}^3$) Concentration moyenne ($\mu\text{g}/\text{m}^3$)

Notes

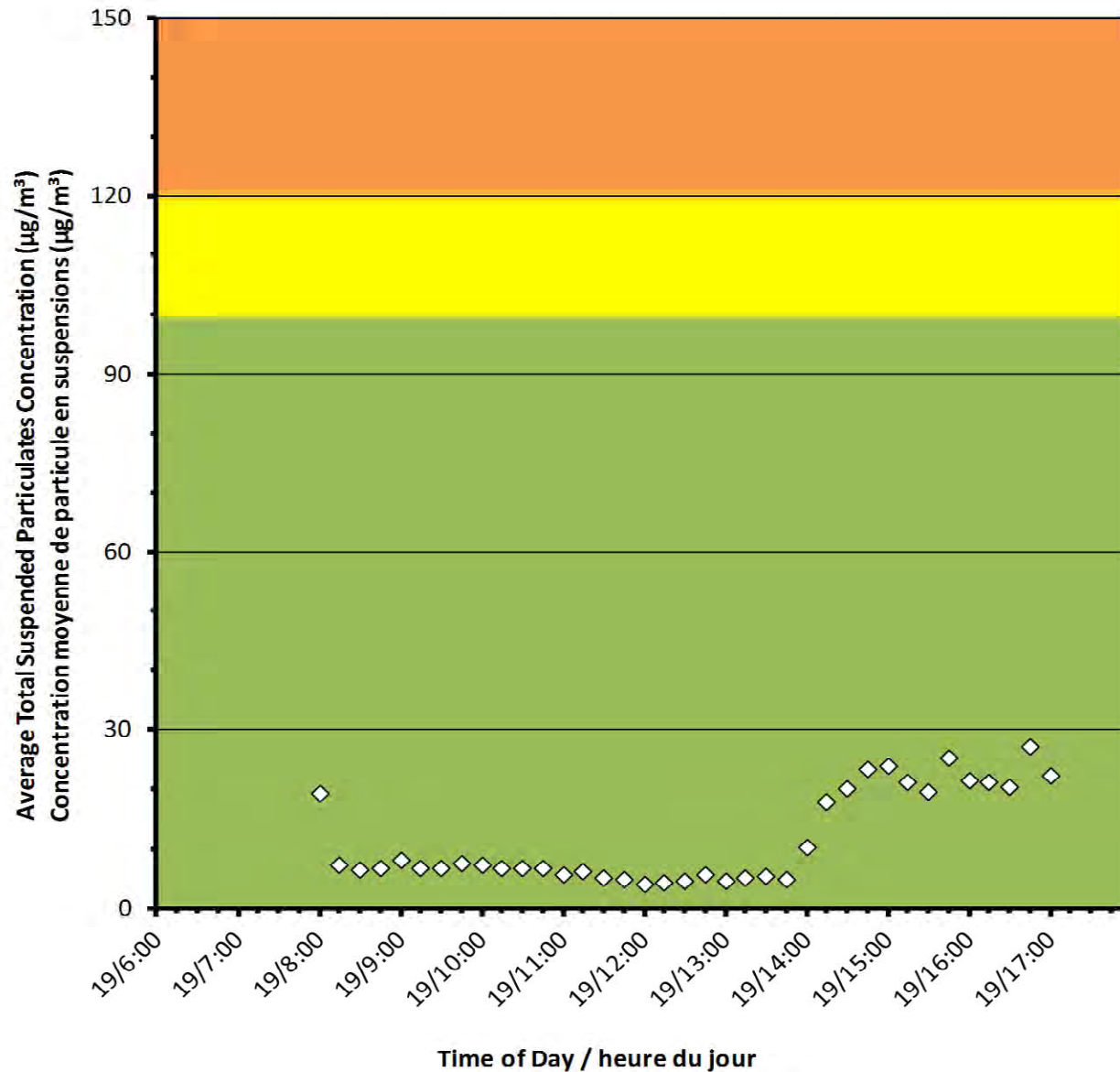
No additional data. Aucune donnée additionnelle.

Monitor E/Station E





Monitor F/Station F



Port Granby Project Daily Dust Monitoring Data

Projet de Port Granby Surveillance journalière des particules en suspensions

2017/04/19

Daily Statistics/Statistiques journalières

27	Maximum Concentration ($\mu\text{g}/\text{m}^3$) Concentration maximale ($\mu\text{g}/\text{m}^3$)
10	Average Concentration ($\mu\text{g}/\text{m}^3$) Concentration moyenne ($\mu\text{g}/\text{m}^3$)

Notes

No additional data. Aucune donnée additionnelle.



Canadian Nuclear
Laboratories



Laboratoires Nucléaires
Canadiens

**Port Granby Project
Daily Dust Monitoring Data**

**Projet de Port Granby
Surveillance journalière des particules
en suspensions**

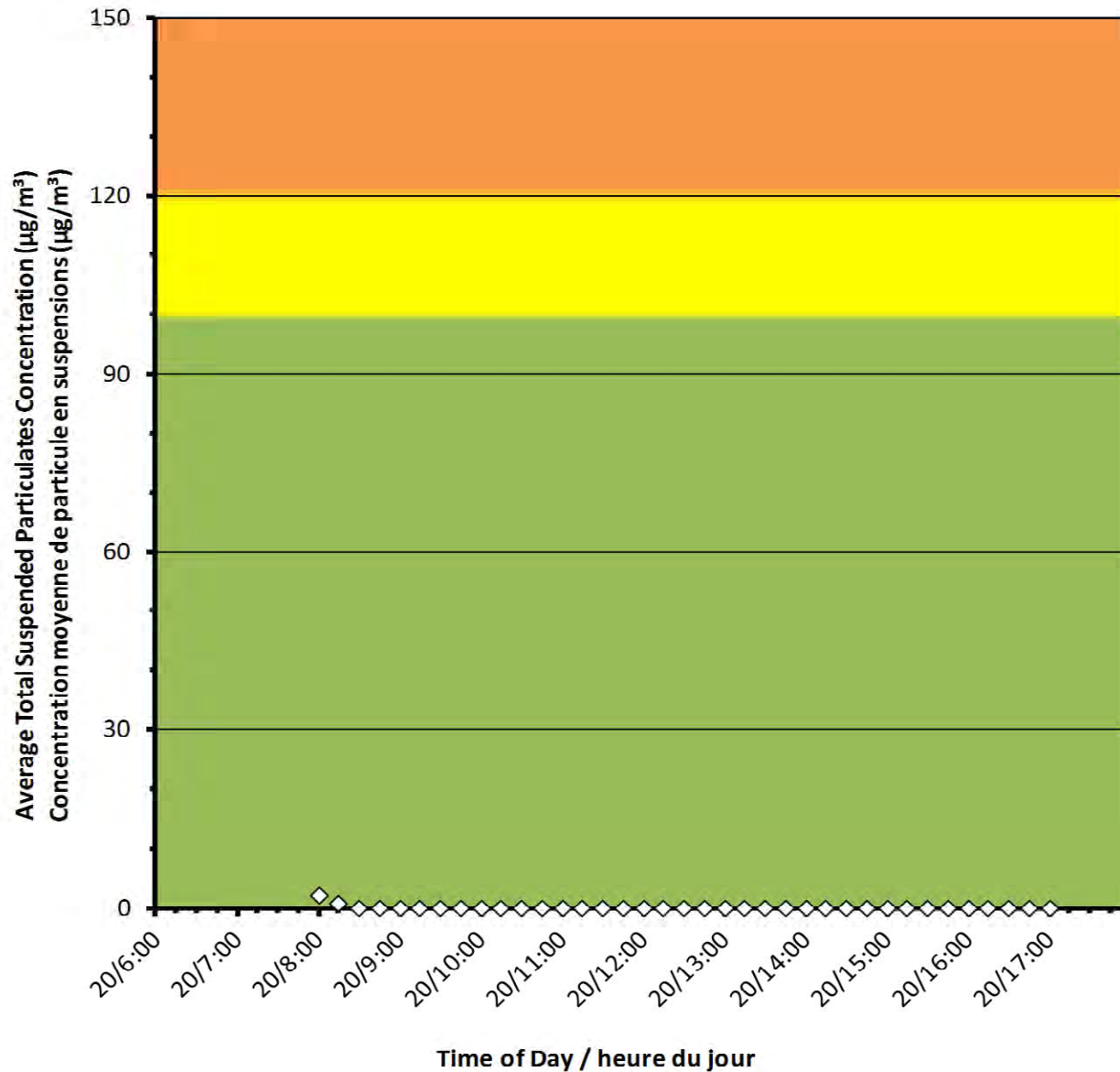
2017/04/20

Legend/Légende

-  Independent Dust Monitoring
Surveillance indépendante
-  Work Site perimeter
Perimètre du chantier general.



Monitor A/Station A



Port Granby Project Daily Dust Monitoring Data

Projet de Port Granby Surveillance journalière des particules en suspensions

2017/04/20

Daily Statistics/Statistiques journalières

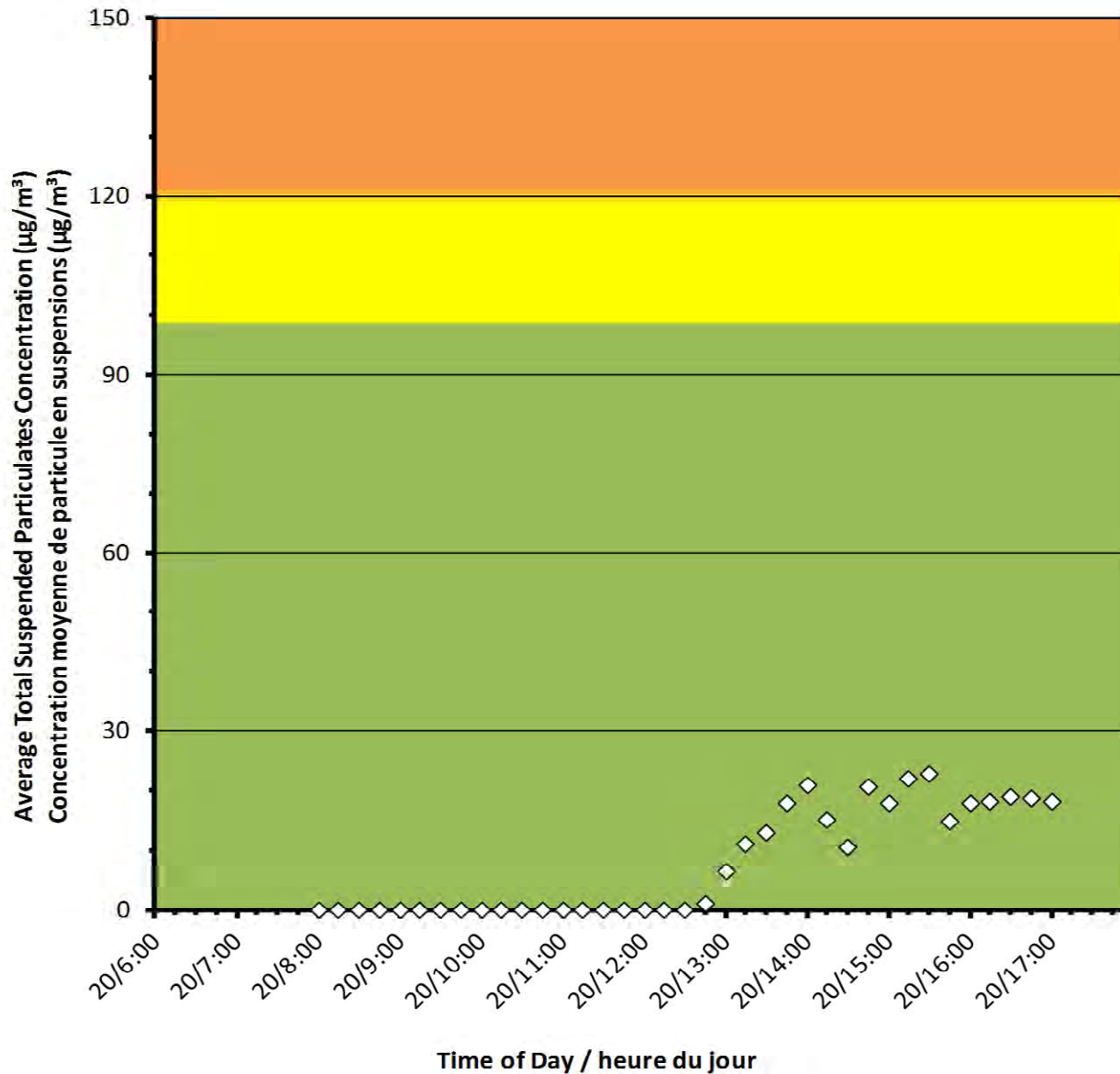
2	Maximum Concentration ($\mu\text{g}/\text{m}^3$) Concentration maximale ($\mu\text{g}/\text{m}^3$)
0	Average Concentration ($\mu\text{g}/\text{m}^3$) Concentration moyenne ($\mu\text{g}/\text{m}^3$)

Notes

No additional data. Aucune donnée
additionnelle.



Monitor B/Station B



Port Granby Project Daily Dust Monitoring Data

Projet de Port Granby Surveillance journalière des particules en suspensions

2017/04/20

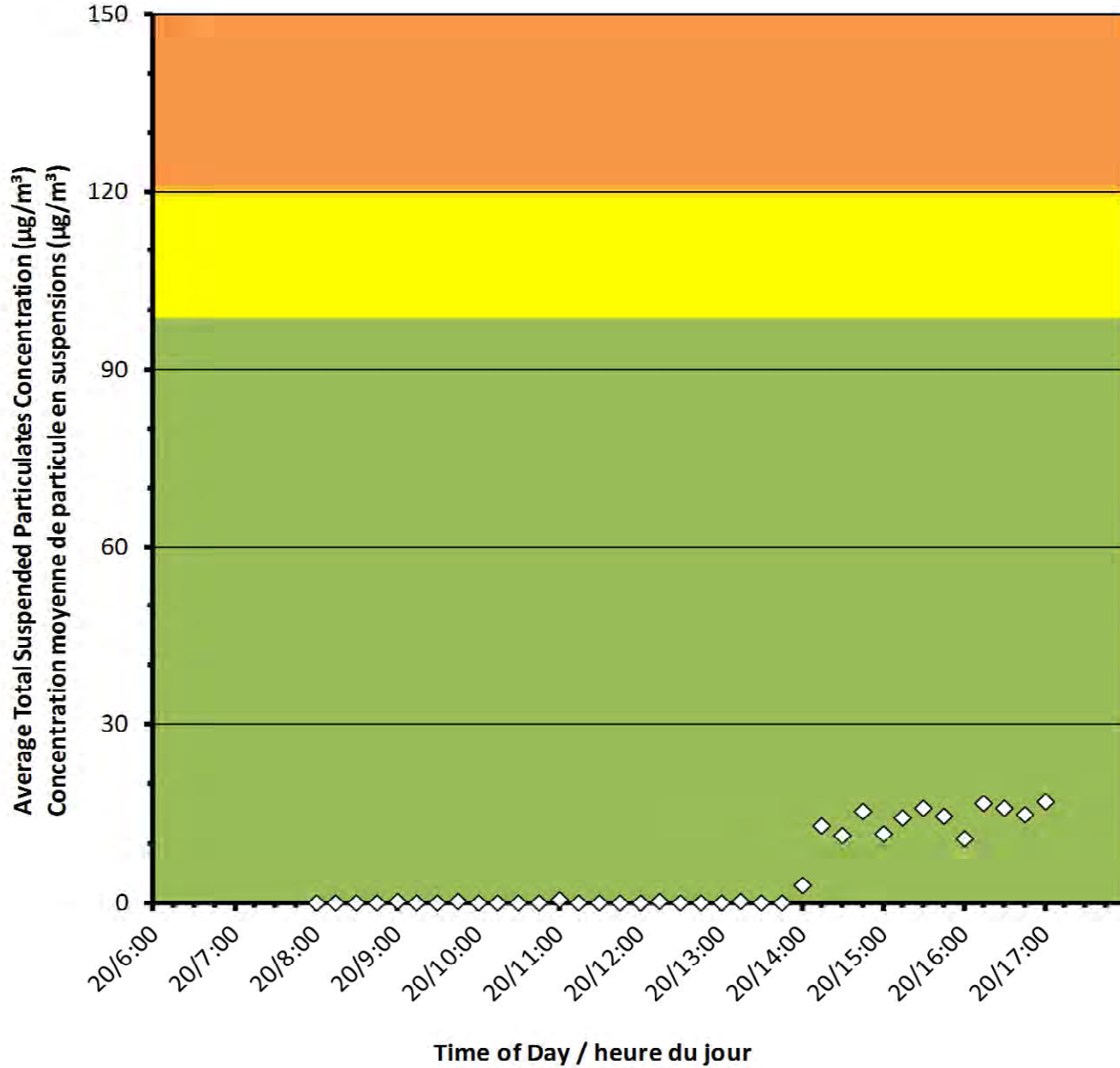
Daily Statistics/Statistiques journalières

23	Maximum Concentration ($\mu\text{g}/\text{m}^3$) Concentration maximale ($\mu\text{g}/\text{m}^3$)
7	Average Concentration ($\mu\text{g}/\text{m}^3$) Concentration moyenne ($\mu\text{g}/\text{m}^3$)

Notes

No additional data. Aucune donnée additionnelle.

Monitor C/Station C



Port Granby Project
Daily Dust Monitoring Data

Projet de Port Granby
Surveillance journalière des
particules en suspensions

2017/04/20

Daily Statistics/Statistiques journalières

17	Maximum Concentration ($\mu\text{g}/\text{m}^3$) Concentration maximale ($\mu\text{g}/\text{m}^3$)
4	Average Concentration ($\mu\text{g}/\text{m}^3$) Concentration moyenne ($\mu\text{g}/\text{m}^3$)

Notes

No additional data. Aucune donnée additionnelle.



Port Granby Project Daily Dust Monitoring Data

Projet de Port Granby Surveillance journalière des particules en suspensions

2017/04/20

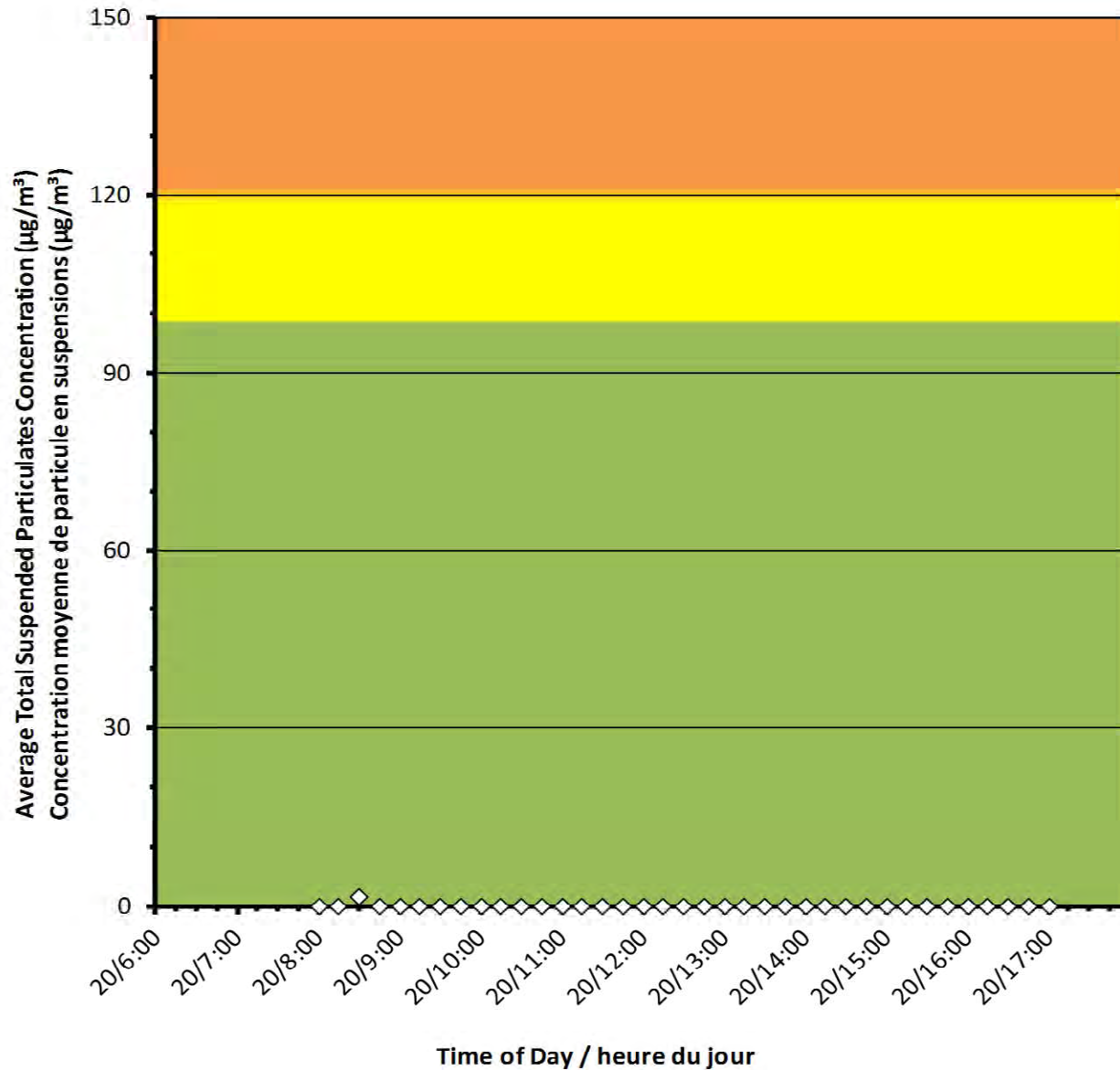
Daily Statistics/Statistiques journalières

1	Maximum Concentration ($\mu\text{g}/\text{m}^3$) Concentration maximale ($\mu\text{g}/\text{m}^3$)
0	Average Concentration ($\mu\text{g}/\text{m}^3$) Concentration moyenne ($\mu\text{g}/\text{m}^3$)

Notes

No additional data. Aucune donnée
additionnelle.

Monitor D/Station D



**Port Granby Project
Daily Dust Monitoring Data**

**Projet de Port Granby
Surveillance journalière des
particules en suspensions**

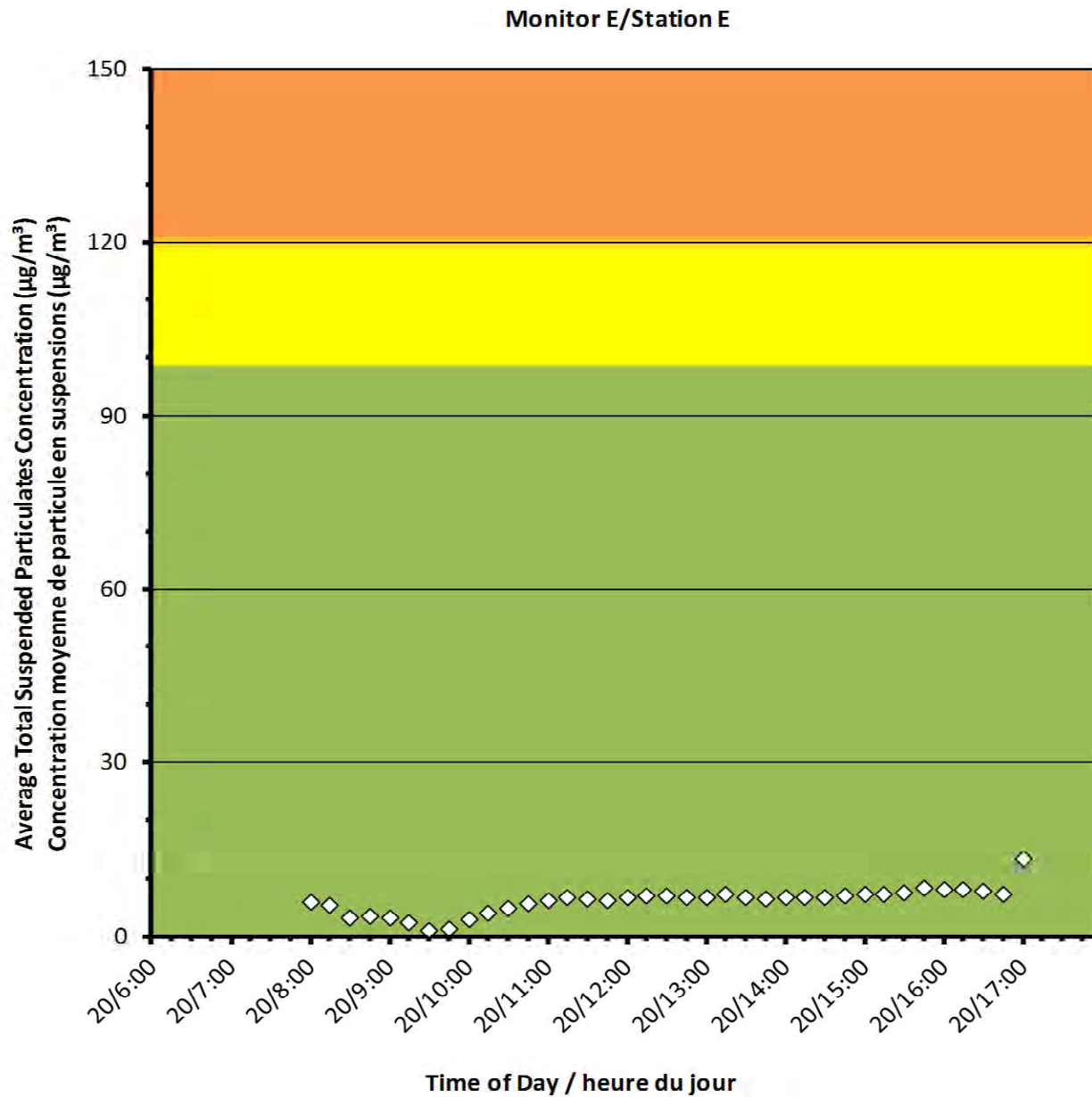
2017/04/20

Daily Statistics/Statistiques journalières

13	Maximum Concentration ($\mu\text{g}/\text{m}^3$) Concentration maximale ($\mu\text{g}/\text{m}^3$)
5	Average Concentration ($\mu\text{g}/\text{m}^3$) Concentration moyenne ($\mu\text{g}/\text{m}^3$)

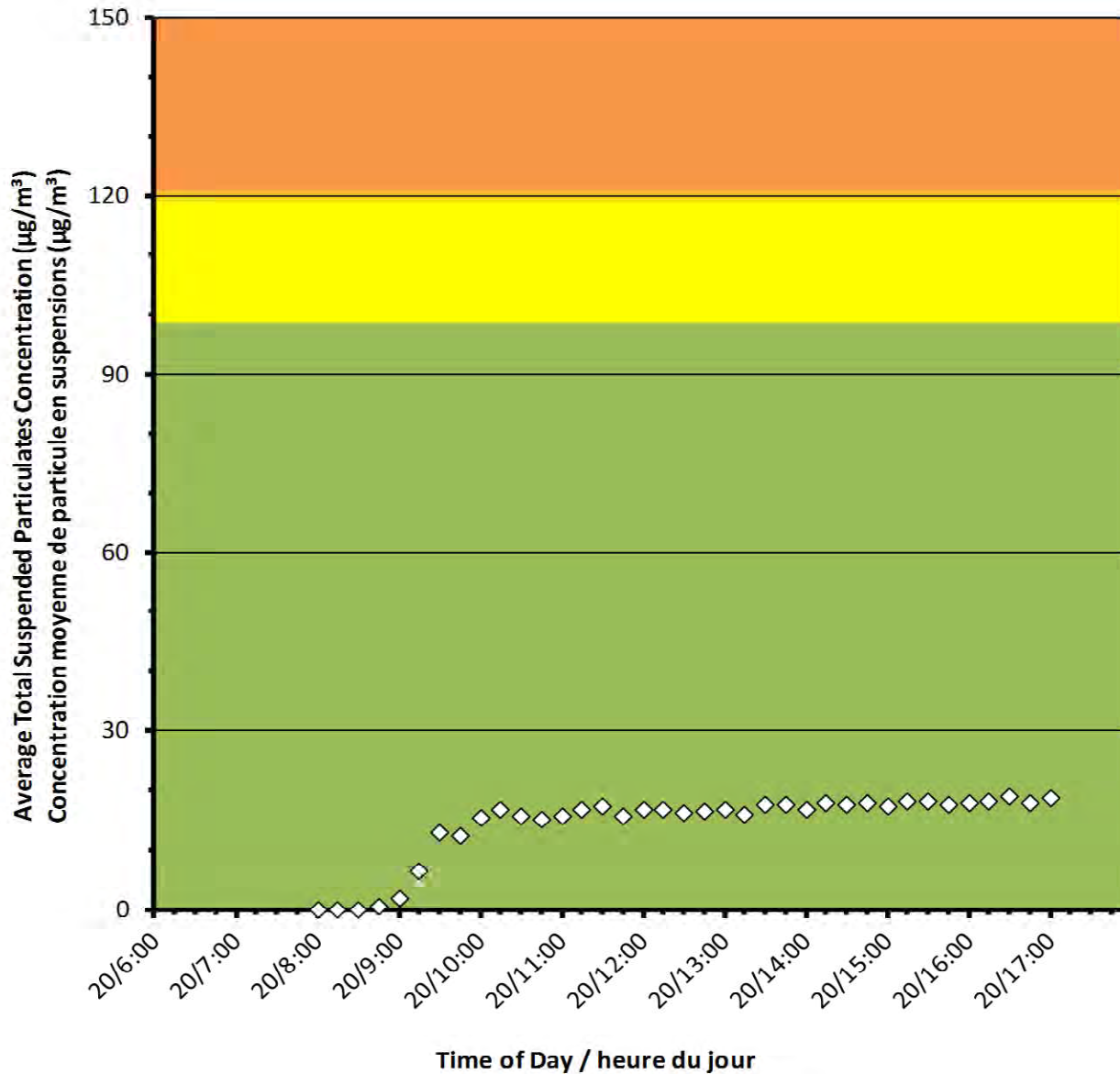
Notes

No additional data. Aucune donnée additionnelle.





Monitor F/Station F



Port Granby Project Daily Dust Monitoring Data

Projet de Port Granby Surveillance journalière des particules en suspensions

2017/04/20

Daily Statistics/Statistiques journalières

19	Maximum Concentration ($\mu\text{g}/\text{m}^3$) Concentration maximale ($\mu\text{g}/\text{m}^3$)
13	Average Concentration ($\mu\text{g}/\text{m}^3$) Concentration moyenne ($\mu\text{g}/\text{m}^3$)

Notes

No additional data. Aucune donnée additionnelle.



Canadian Nuclear
Laboratories



Laboratoires Nucléaires
Canadiens

Port Granby Project
Daily Dust Monitoring Data

Projet de Port Granby
Surveillance journalière des particules
en suspensions

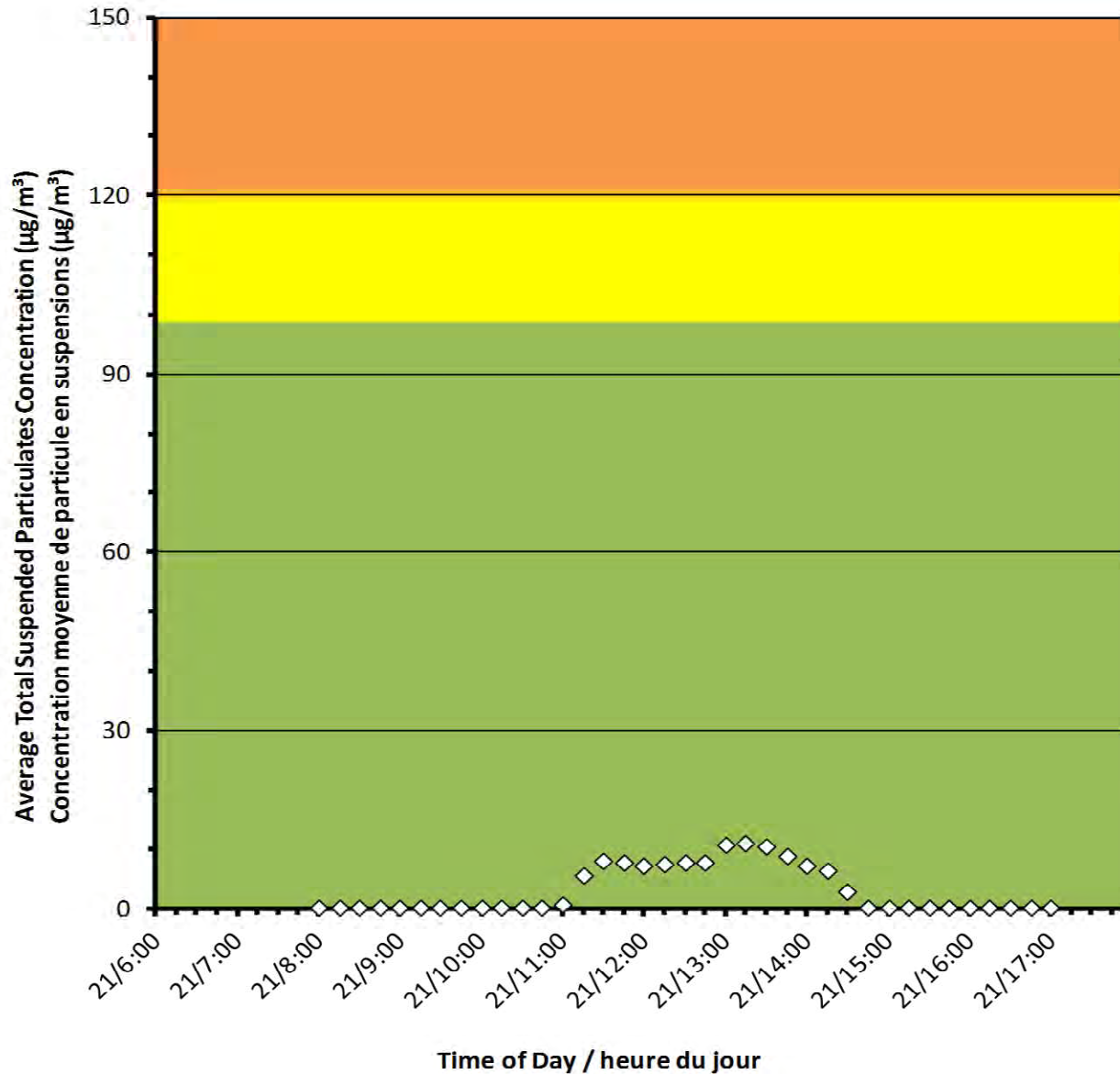
2017/04/21

Legend/Légende

-  Independent Dust Monitoring
Surveillance indépendante
-  Work Site perimeter
Périmètre du chantier general.



Monitor A/Station A



Port Granby Project Daily Dust Monitoring Data

Projet de Port Granby Surveillance journalière des particules en suspensions

2017/04/21

Daily Statistics/Statistiques journalières

11	Maximum Concentration (µg/m ³) Concentration maximale (µg/m ³)
3	Average Concentration (µg/m ³) Concentration moyenne (µg/m ³)

Notes

No additional data. Aucune donnée additionnelle.



Port Granby Project Daily Dust Monitoring Data

Projet de Port Granby Surveillance journalière des particules en suspensions

2017/04/21

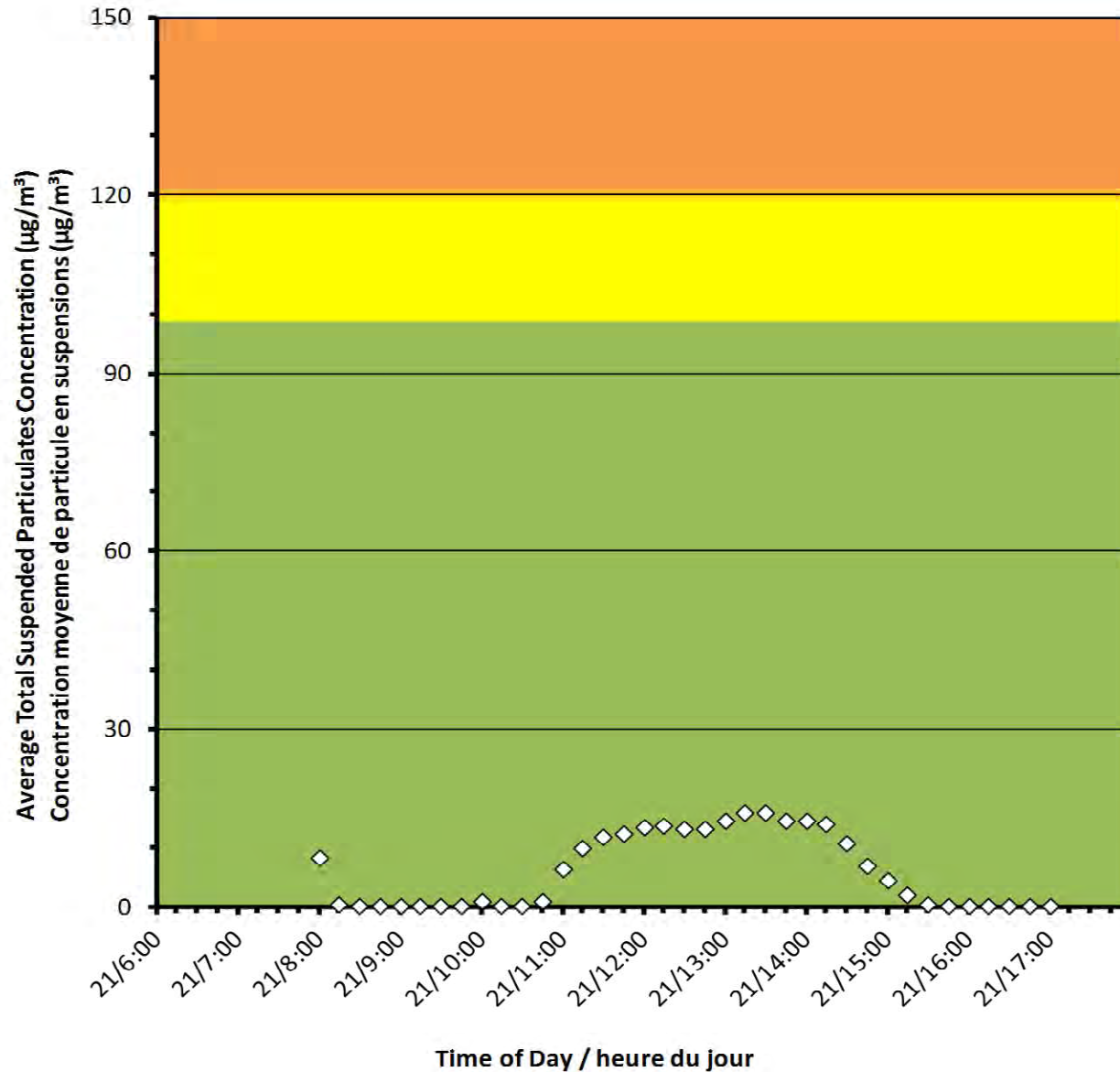
Daily Statistics/Statistiques journalières

16	Maximum Concentration ($\mu\text{g}/\text{m}^3$) Concentration maximale ($\mu\text{g}/\text{m}^3$)
5	Average Concentration ($\mu\text{g}/\text{m}^3$) Concentration moyenne ($\mu\text{g}/\text{m}^3$)

Notes

No additional data. Aucune donnée additionnelle.

Monitor B/Station B

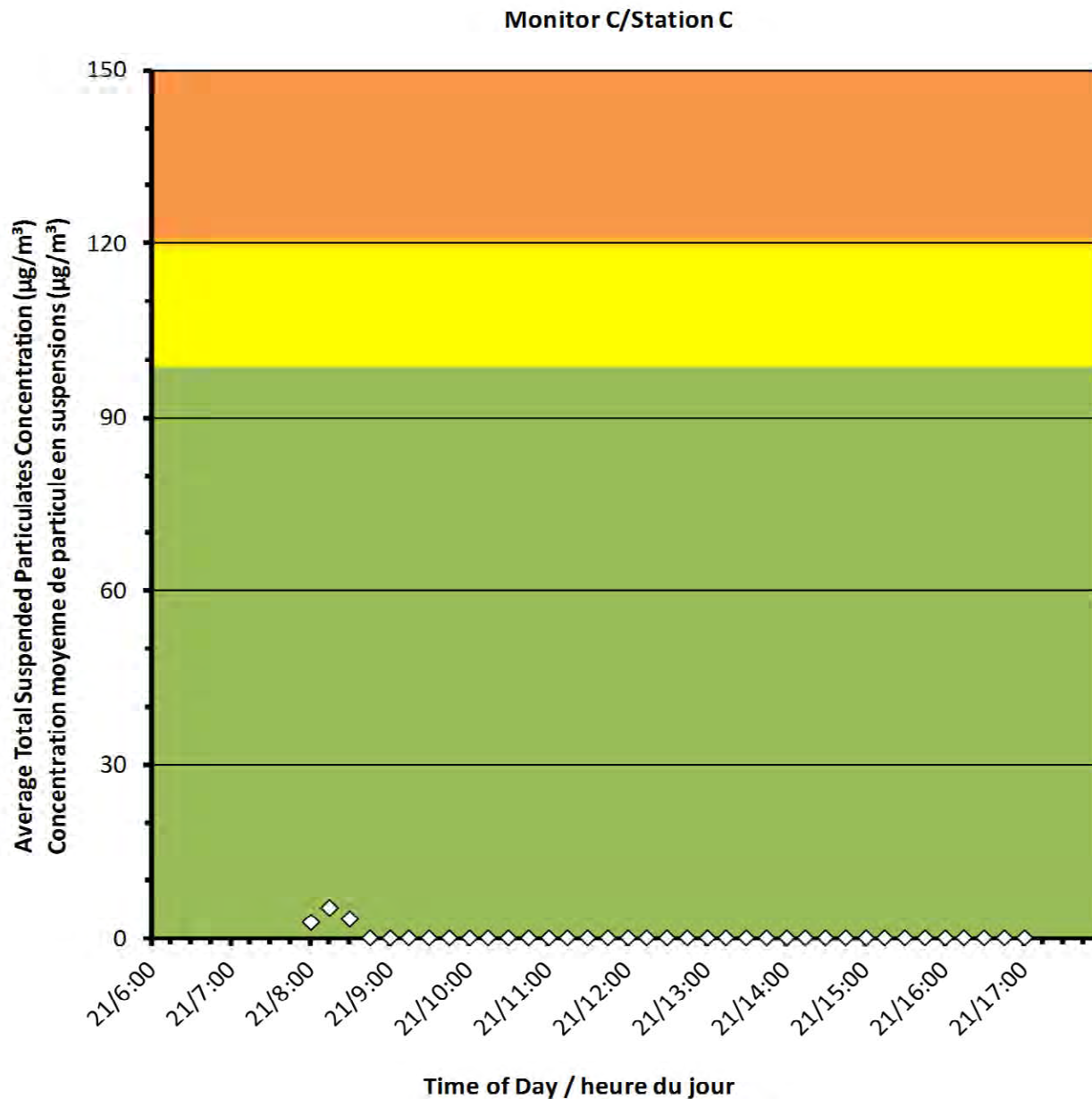




Port Granby Project Daily Dust Monitoring Data

Projet de Port Granby Surveillance journalière des particules en suspensions

2017/04/21



Daily Statistics/Statistiques journalières

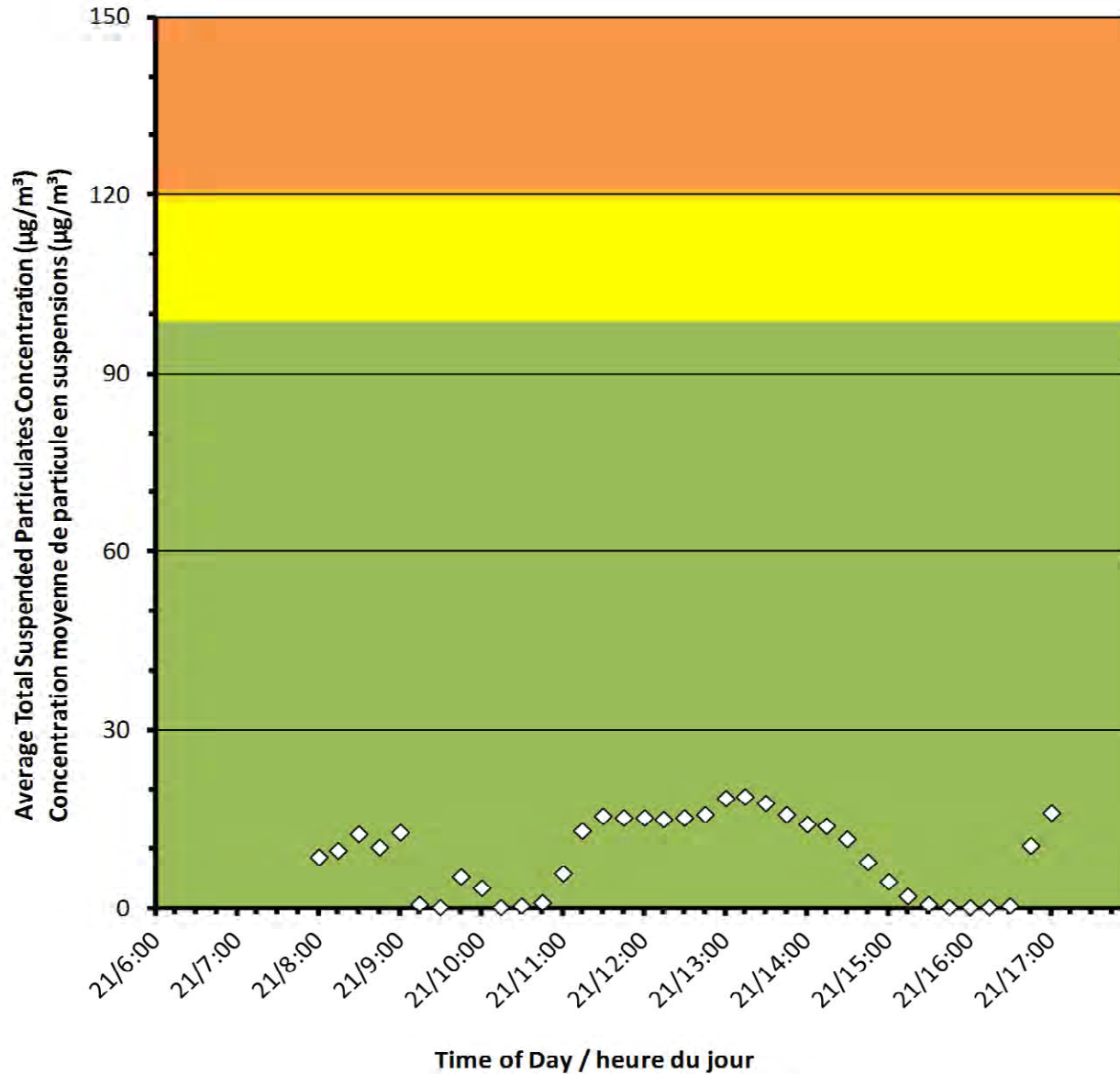
5	Maximum Concentration ($\mu\text{g}/\text{m}^3$) Concentration maximale ($\mu\text{g}/\text{m}^3$)
0	Average Concentration ($\mu\text{g}/\text{m}^3$) Concentration moyenne ($\mu\text{g}/\text{m}^3$)

Notes

No additional data. Aucune donnée additionnelle.



Monitor D/Station D



Port Granby Project Daily Dust Monitoring Data

Projet de Port Granby Surveillance journalière des particules en suspensions

2017/04/21

Daily Statistics/Statistiques journalières

19	Maximum Concentration (µg/m ³) Concentration maximale (µg/m ³)
8	Average Concentration (µg/m ³) Concentration moyenne (µg/m ³)

Notes

No additional data. Aucune donnée additionnelle.



**Port Granby Project
Daily Dust Monitoring Data**

**Projet de Port Granby
Surveillance journalière des
particules en suspensions**

2017/04/21

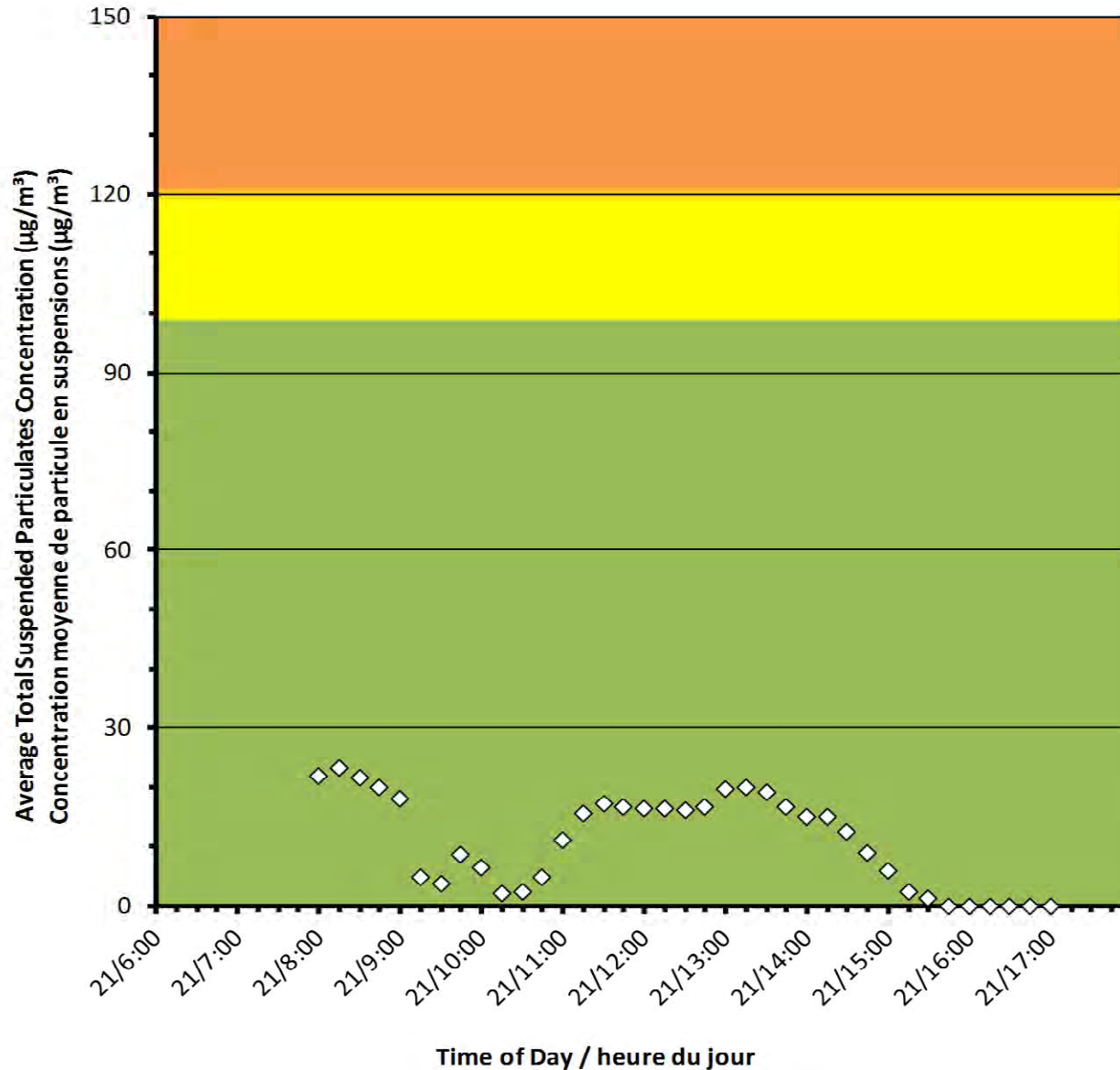
Daily Statistics/Statistiques journalières

23	Maximum Concentration ($\mu\text{g}/\text{m}^3$) Concentration maximale ($\mu\text{g}/\text{m}^3$)
10	Average Concentration ($\mu\text{g}/\text{m}^3$) Concentration moyenne ($\mu\text{g}/\text{m}^3$)

Notes

No additional data. Aucune donnée additionnelle.

Monitor E/Station E

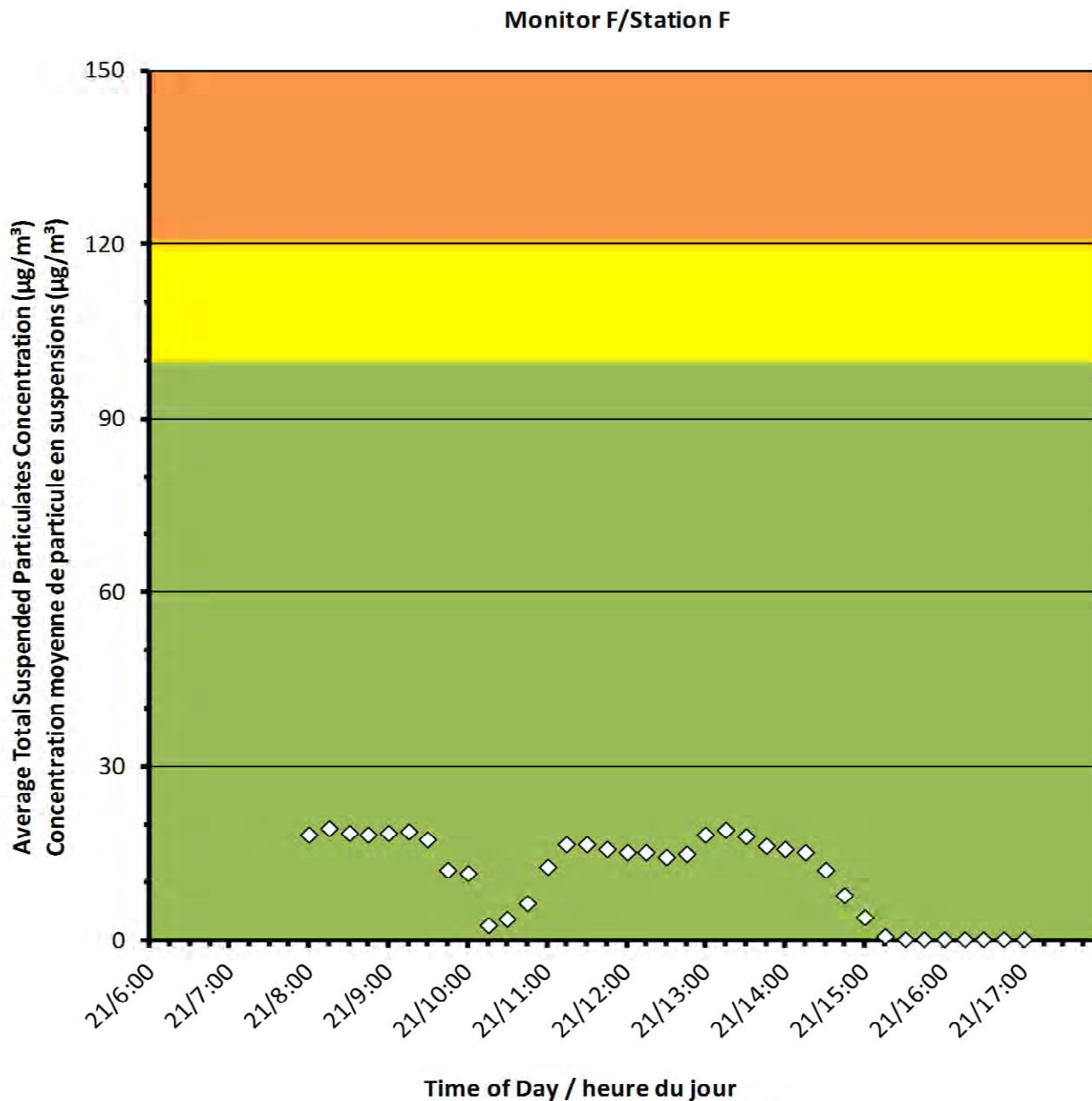




Port Granby Project Daily Dust Monitoring Data

Projet de Port Granby Surveillance journalière des particules en suspensions

2017/04/21



Daily Statistics/Statistiques journalières

19	Maximum Concentration ($\mu\text{g}/\text{m}^3$) Concentration maximale ($\mu\text{g}/\text{m}^3$)
10	Average Concentration ($\mu\text{g}/\text{m}^3$) Concentration moyenne ($\mu\text{g}/\text{m}^3$)

Notes

No additional data. Aucune donnée additionnelle.



Canadian Nuclear
Laboratories



Laboratoires Nucléaires
Canadiens

Port Granby Project
Daily Dust Monitoring Data

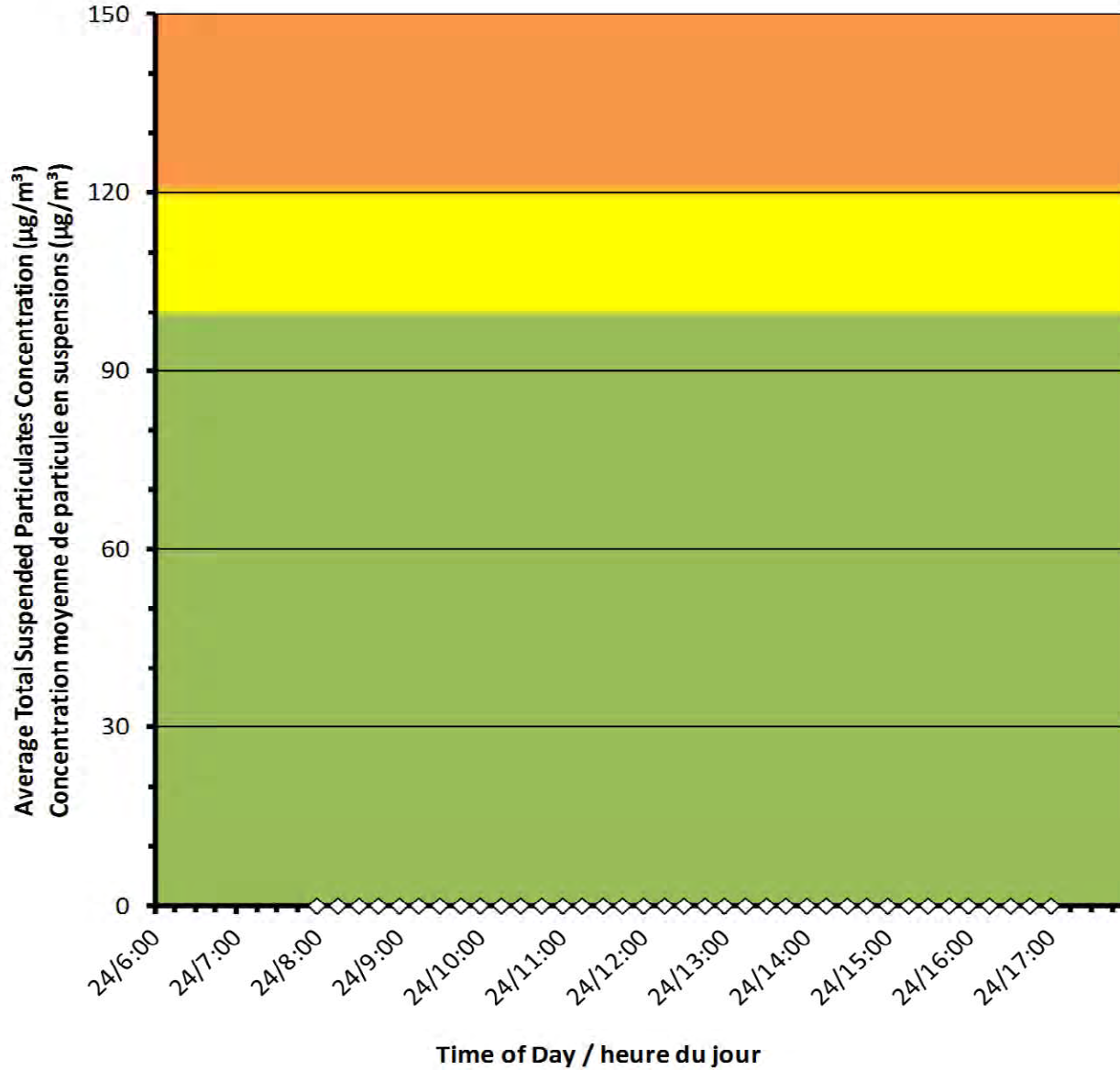
Projet de Port Granby
Surveillance journalière des particules
en suspensions

2017/04/24

Legend/Légende

-  Independent Dust Monitoring
Surveillance indépendante
-  Work Site perimeter
Perimètre du chantier general.

Monitor A/Station A



Port Granby Project Daily Dust Monitoring Data

Projet de Port Granby Surveillance journalière des particules en suspensions

2017/04/24

Daily Statistics/Statistiques journalières

0	Maximum Concentration (µg/m ³) Concentration maximale (µg/m ³)
0	Average Concentration (µg/m ³) Concentration moyenne (µg/m ³)

Notes

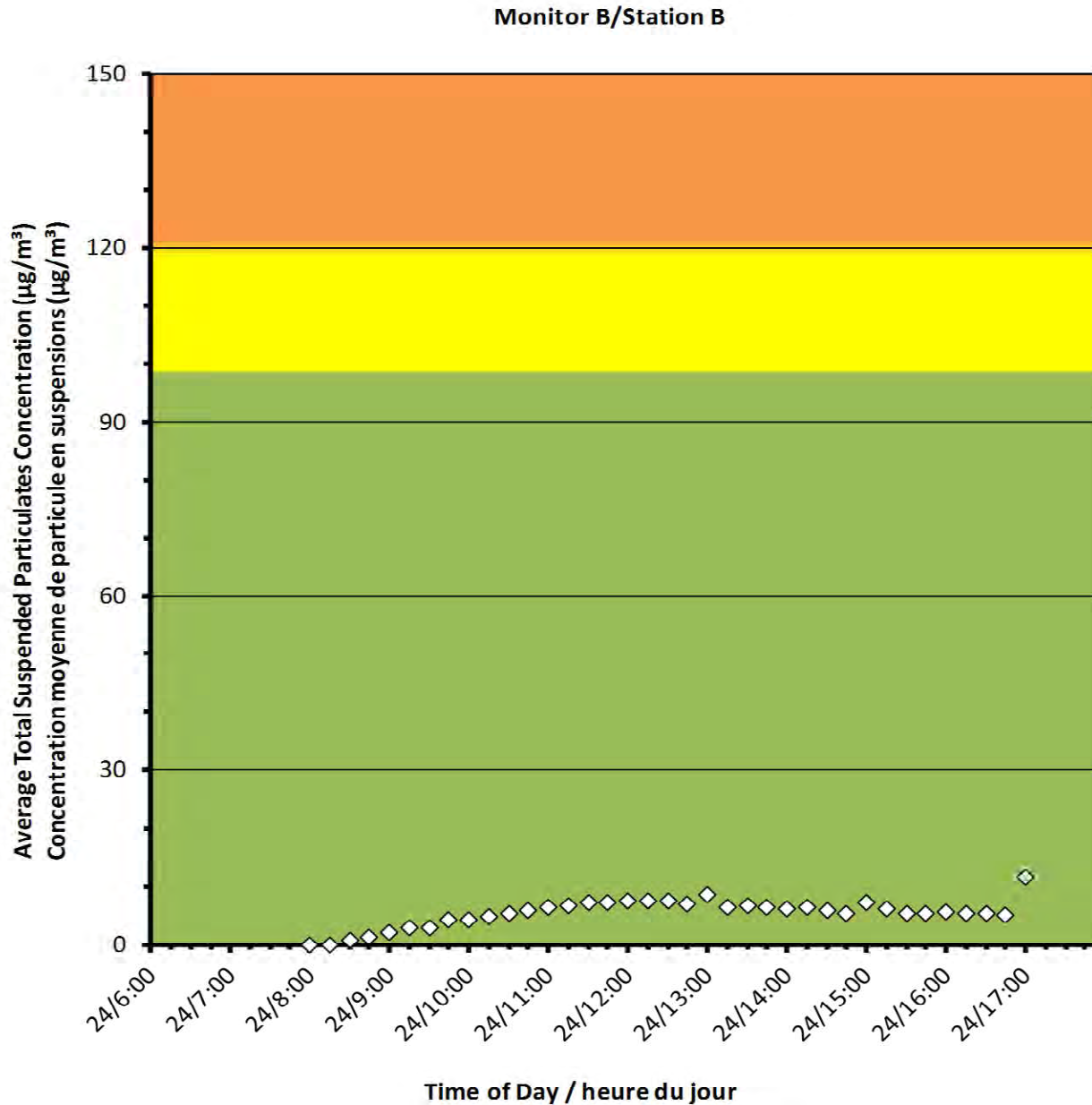
No additional data. Aucune donnée additionnelle.



Port Granby Project Daily Dust Monitoring Data

Projet de Port Granby Surveillance journalière des particules en suspensions

2017/04/24



Daily Statistics/Statistiques journalières

12

Maximum Concentration ($\mu\text{g}/\text{m}^3$)
Concentration maximale ($\mu\text{g}/\text{m}^3$)

5

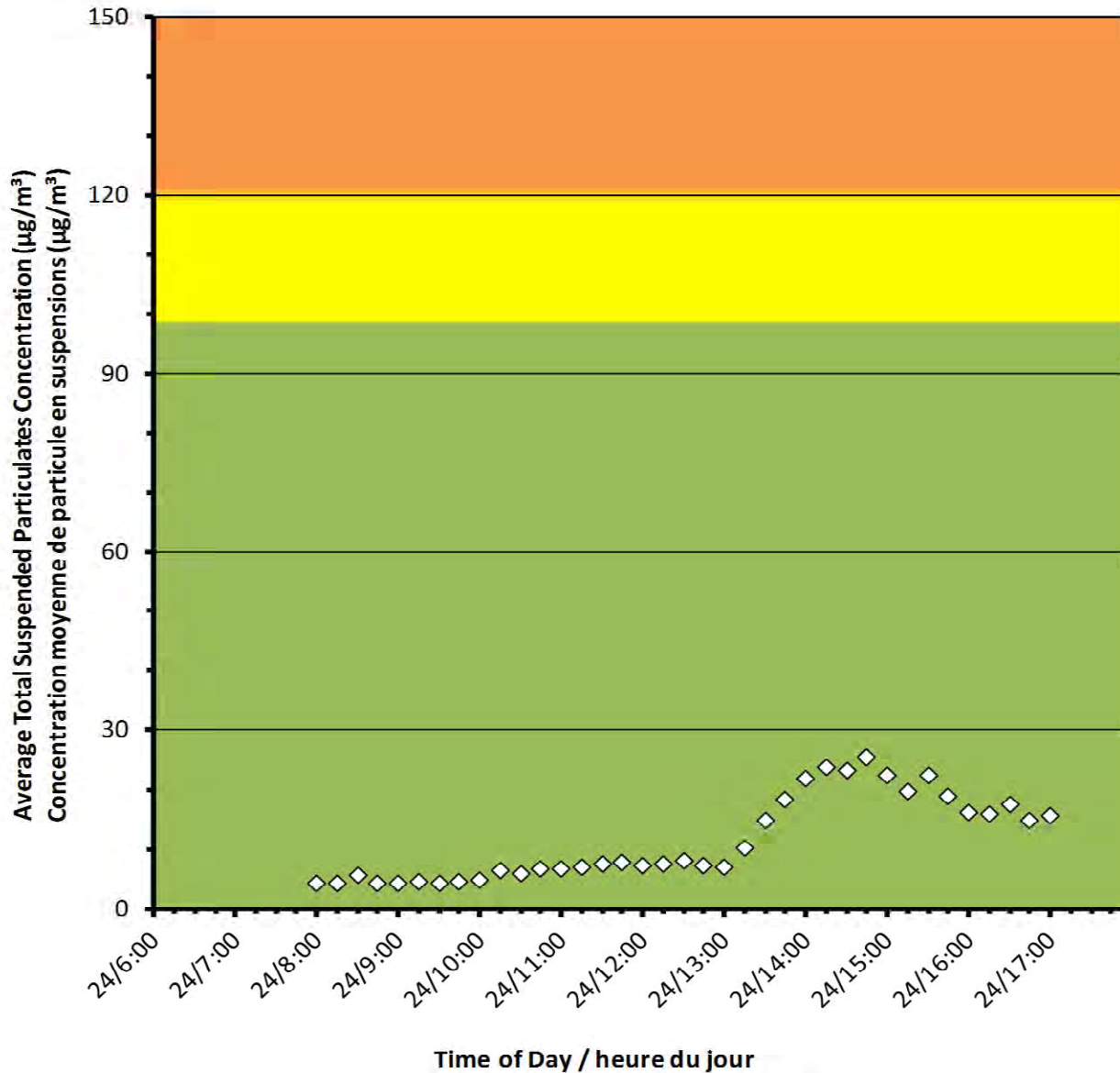
Average Concentration ($\mu\text{g}/\text{m}^3$)
Concentration moyenne ($\mu\text{g}/\text{m}^3$)

Notes

No additional data. Aucune donnée
additionnelle.



Monitor C/Station C



Port Granby Project Daily Dust Monitoring Data

Projet de Port Granby Surveillance journalière des particules en suspensions

2017/04/24

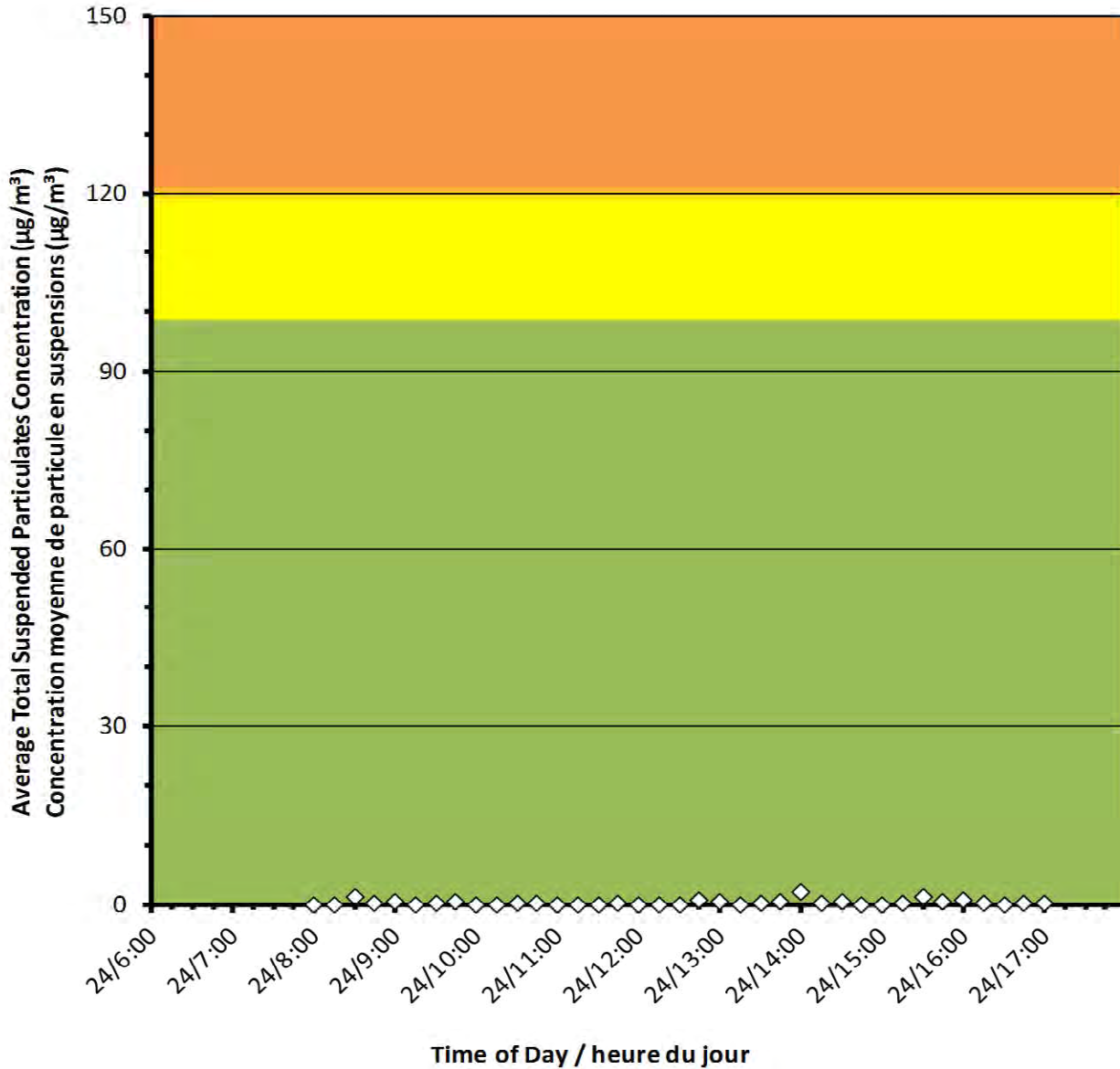
Daily Statistics/Statistiques journalières

25	Maximum Concentration ($\mu\text{g}/\text{m}^3$) Concentration maximale ($\mu\text{g}/\text{m}^3$)
10	Average Concentration ($\mu\text{g}/\text{m}^3$) Concentration moyenne ($\mu\text{g}/\text{m}^3$)

Notes

No additional data. Aucune donnée
additionnelle.

Monitor D/Station D



Port Granby Project
Daily Dust Monitoring Data

Projet de Port Granby
Surveillance journalière des
particules en suspensions

2017/04/24

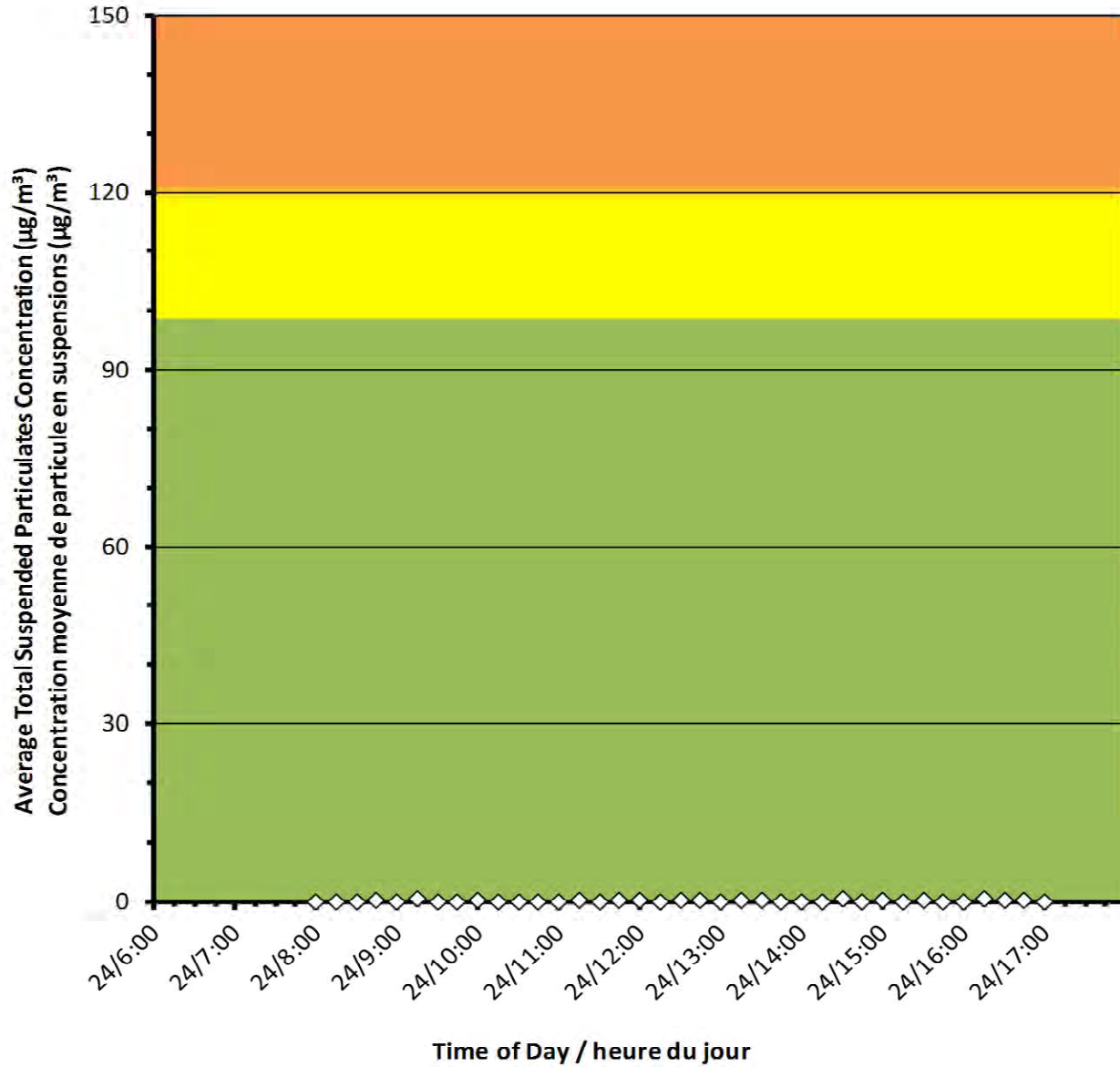
Daily Statistics/Statistiques journalières

2	Maximum Concentration (µg/m ³) Concentration maximale (µg/m ³)
0	Average Concentration (µg/m ³) Concentration moyenne (µg/m ³)

Notes

No additional data. Aucune donnée additionnelle.

Monitor E/Station E



Port Granby Project Daily Dust Monitoring Data

Projet de Port Granby Surveillance journalière des particules en suspensions

2017/04/24

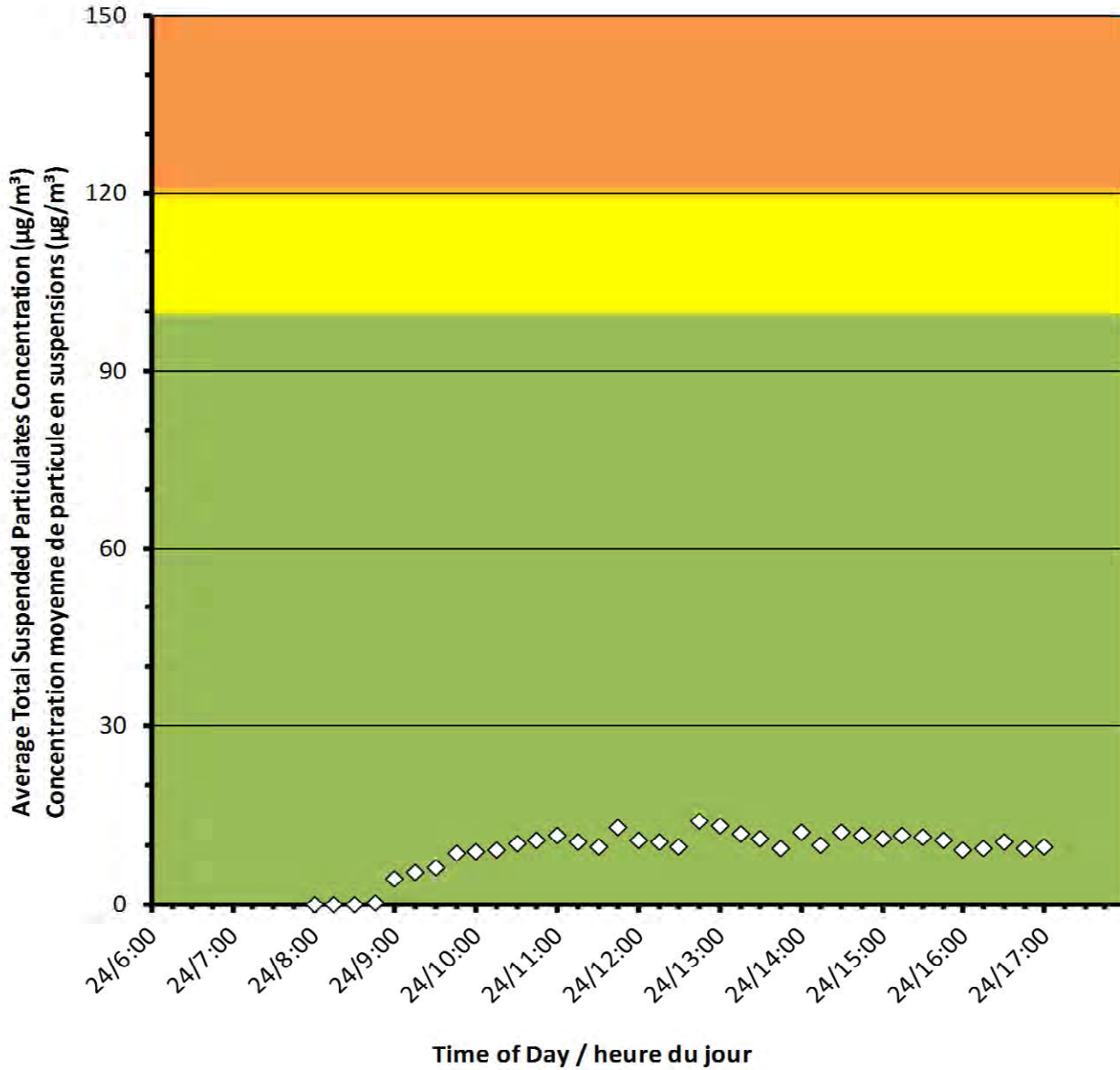
Daily Statistics/Statistiques journalières

1	Maximum Concentration ($\mu\text{g}/\text{m}^3$) Concentration maximale ($\mu\text{g}/\text{m}^3$)
0	Average Concentration ($\mu\text{g}/\text{m}^3$) Concentration moyenne ($\mu\text{g}/\text{m}^3$)

Notes

No additional data. Aucune donnée additionnelle.

Monitor F/Station F



Port Granby Project
Daily Dust Monitoring Data

Projet de Port Granby
Surveillance journalière des
particules en suspensions

2017/04/24

Daily Statistics/Statistiques journalières

14	Maximum Concentration ($\mu\text{g}/\text{m}^3$) Concentration maximale ($\mu\text{g}/\text{m}^3$)
8	Average Concentration ($\mu\text{g}/\text{m}^3$) Concentration moyenne ($\mu\text{g}/\text{m}^3$)

Notes

No additional data. Aucune donnée additionnelle.



Canadian Nuclear
Laboratories



Laboratoires Nucléaires
Canadiens

Port Granby Project
Daily Dust Monitoring Data

Projet de Port Granby
Surveillance journalière des particules
en suspensions

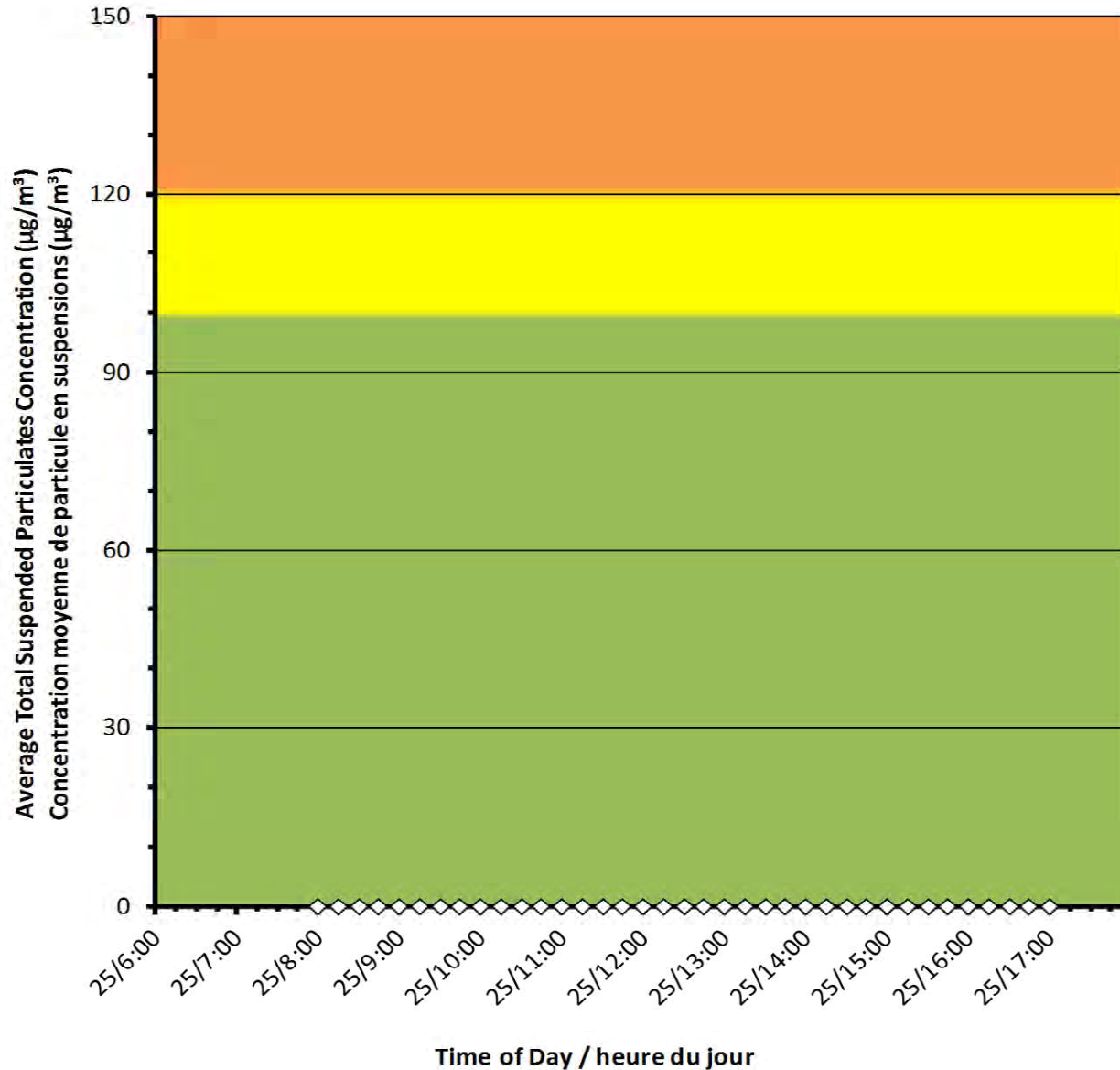
2017/04/25

Legend/Légende

-  Independent Dust Monitoring
Surveillance indépendante
-  Work Site perimeter
Périmètre du chantier general.



Monitor A/Station A



Port Granby Project Daily Dust Monitoring Data

Projet de Port Granby Surveillance journalière des particules en suspensions

2017/04/25

Daily Statistics/Statistiques journalières

0	Maximum Concentration ($\mu\text{g}/\text{m}^3$) Concentration maximale ($\mu\text{g}/\text{m}^3$)
0	Average Concentration ($\mu\text{g}/\text{m}^3$) Concentration moyenne ($\mu\text{g}/\text{m}^3$)

Notes

No additional data. Aucune donnée additionnelle.



Port Granby Project Daily Dust Monitoring Data

Projet de Port Granby Surveillance journalière des particules en suspensions

2017/04/25

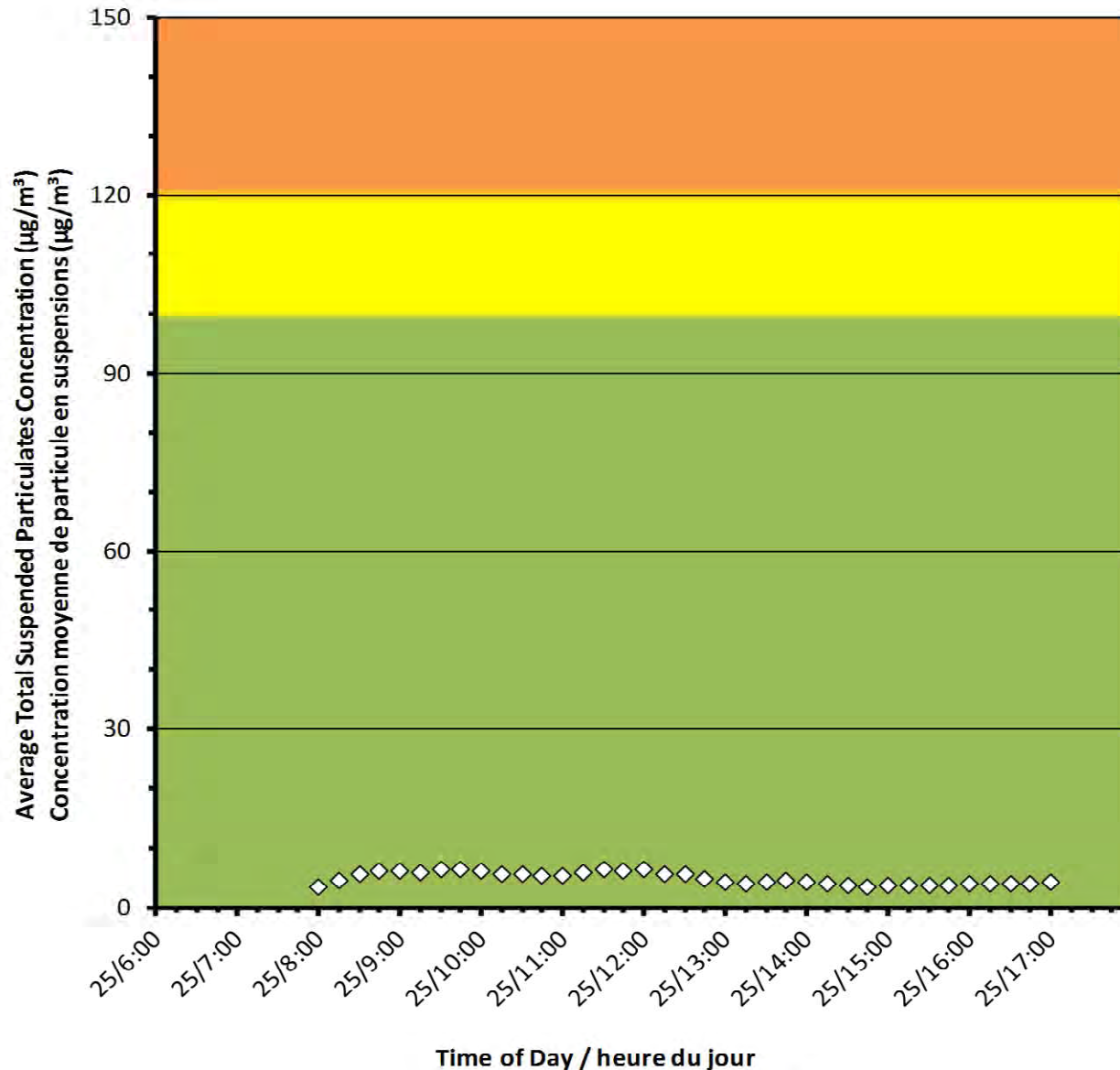
Daily Statistics/Statistiques journalières

7	Maximum Concentration ($\mu\text{g}/\text{m}^3$) Concentration maximale ($\mu\text{g}/\text{m}^3$)
4	Average Concentration ($\mu\text{g}/\text{m}^3$) Concentration moyenne ($\mu\text{g}/\text{m}^3$)

Notes

No additional data. Aucune donnée
additionnelle.

Monitor B/Station B



**Port Granby Project
Daily Dust Monitoring Data**

**Projet de Port Granby
Surveillance journalière des
particules en suspensions**

2017/04/25

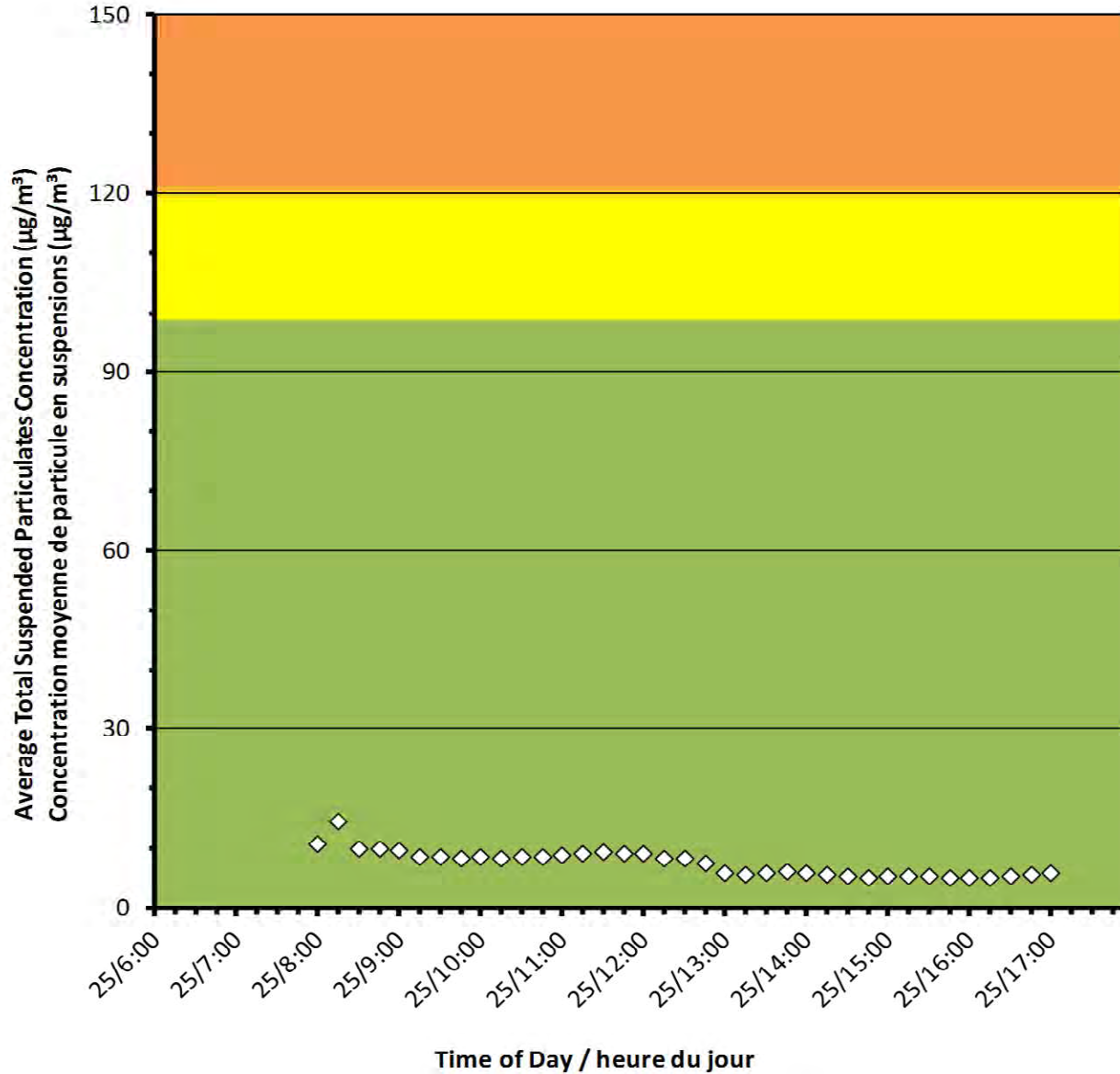
Daily Statistics/Statistiques journalières

15	Maximum Concentration ($\mu\text{g}/\text{m}^3$) Concentration maximale ($\mu\text{g}/\text{m}^3$)
7	Average Concentration ($\mu\text{g}/\text{m}^3$) Concentration moyenne ($\mu\text{g}/\text{m}^3$)

Notes

No additional data. Aucune donnée additionnelle.

Monitor C/Station C





**Port Granby Project
Daily Dust Monitoring Data**

**Projet de Port Granby
Surveillance journalière des
particules en suspensions**

2017/04/25

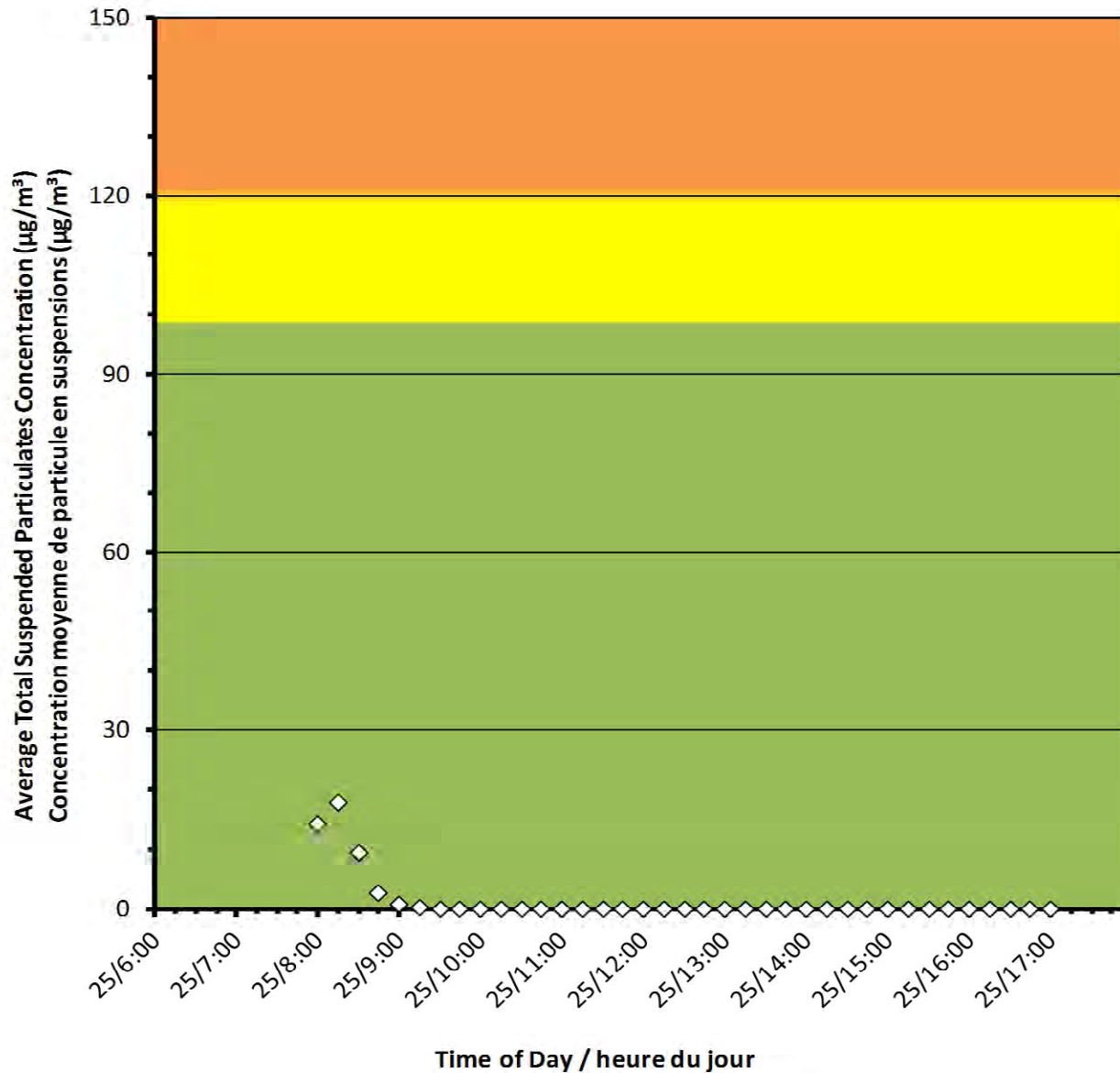
Daily Statistics/Statistiques journalières

18	Maximum Concentration ($\mu\text{g}/\text{m}^3$) Concentration maximale ($\mu\text{g}/\text{m}^3$)
1	Average Concentration ($\mu\text{g}/\text{m}^3$) Concentration moyenne ($\mu\text{g}/\text{m}^3$)

Notes

No additional data. Aucune donnée additionnelle.

Monitor D/Station D

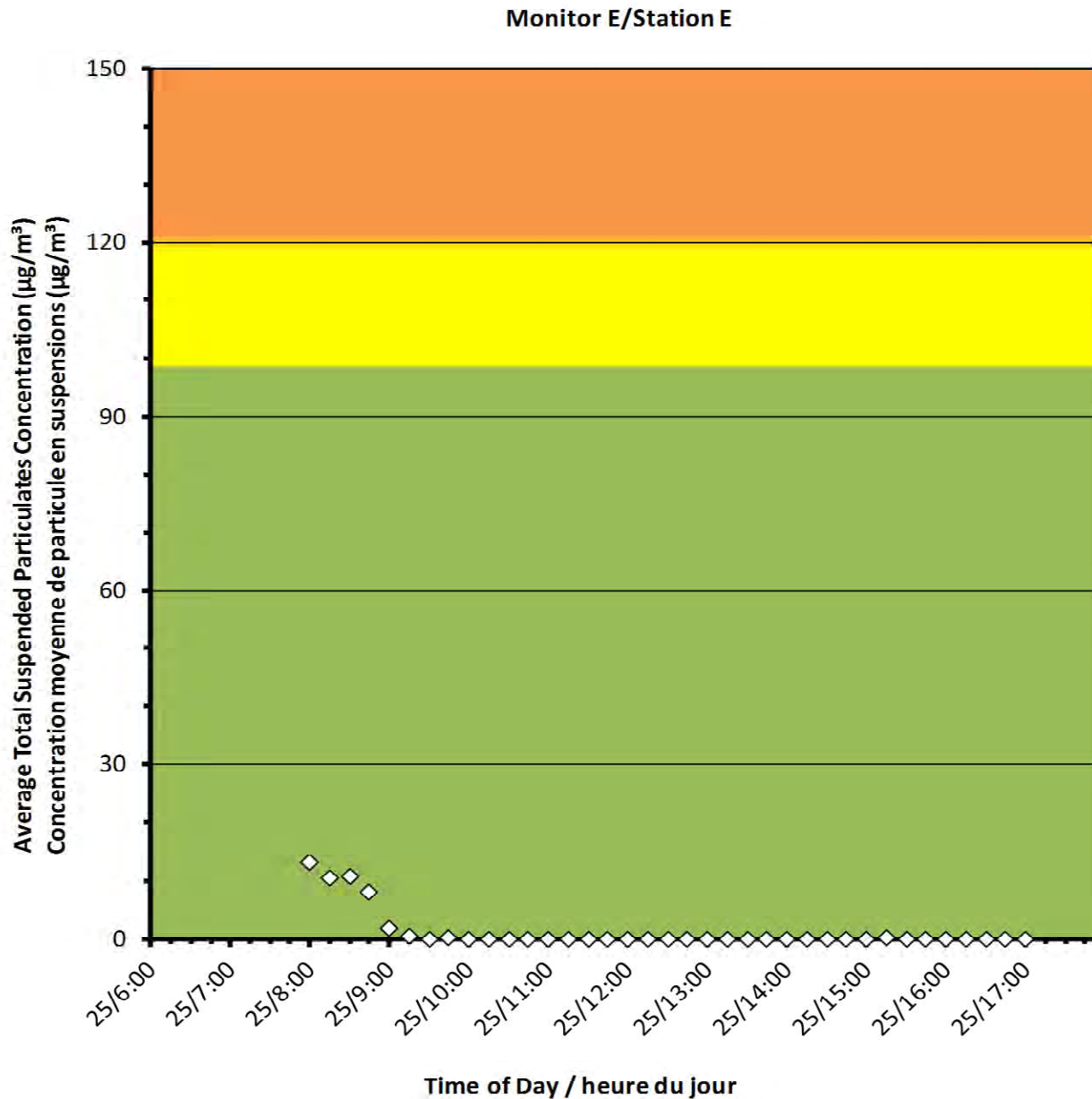




Port Granby Project Daily Dust Monitoring Data

Projet de Port Granby Surveillance journalière des particules en suspensions

2017/04/25



Daily Statistics/Statistiques journalières

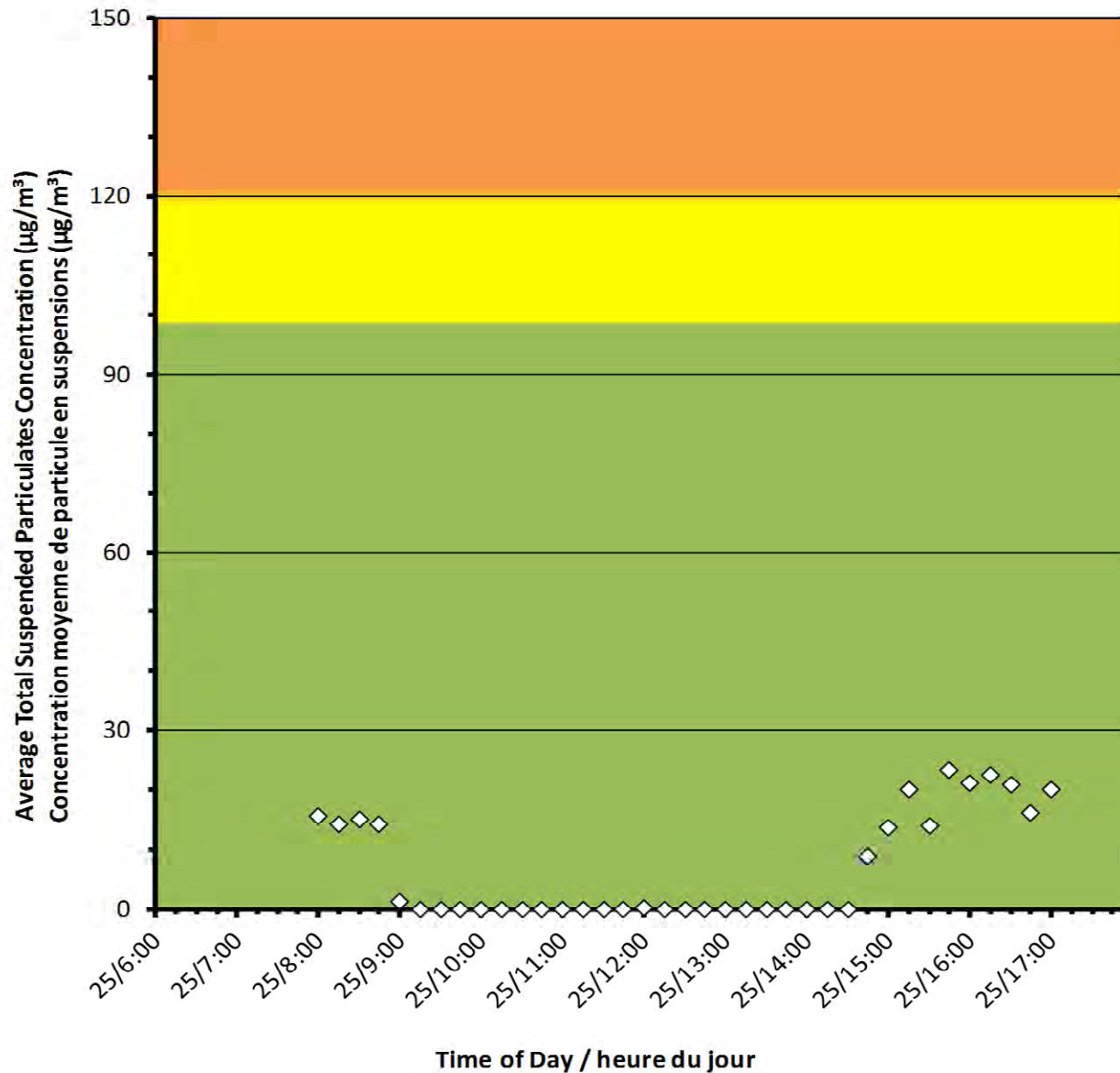
13	Maximum Concentration ($\mu\text{g}/\text{m}^3$) Concentration maximale ($\mu\text{g}/\text{m}^3$)
1	Average Concentration ($\mu\text{g}/\text{m}^3$) Concentration moyenne ($\mu\text{g}/\text{m}^3$)

Notes

No additional data. Aucune donnée additionnelle.



Monitor F/Station F



Port Granby Project Daily Dust Monitoring Data

Projet de Port Granby Surveillance journalière des particules en suspensions

2017/04/25

Daily Statistics/Statistiques journalières

23	Maximum Concentration ($\mu\text{g}/\text{m}^3$) Concentration maximale ($\mu\text{g}/\text{m}^3$)
6	Average Concentration ($\mu\text{g}/\text{m}^3$) Concentration moyenne ($\mu\text{g}/\text{m}^3$)

Notes

No additional data. Aucune donnée additionnelle.



Canadian Nuclear Laboratories | Laboratoires Nucléaires Canadiens

**Port Granby Project
Daily Dust Monitoring Data**

**Projet de Port Granby
Surveillance journalière des particules
en suspensions**

2017/04/26

Legend/Légende



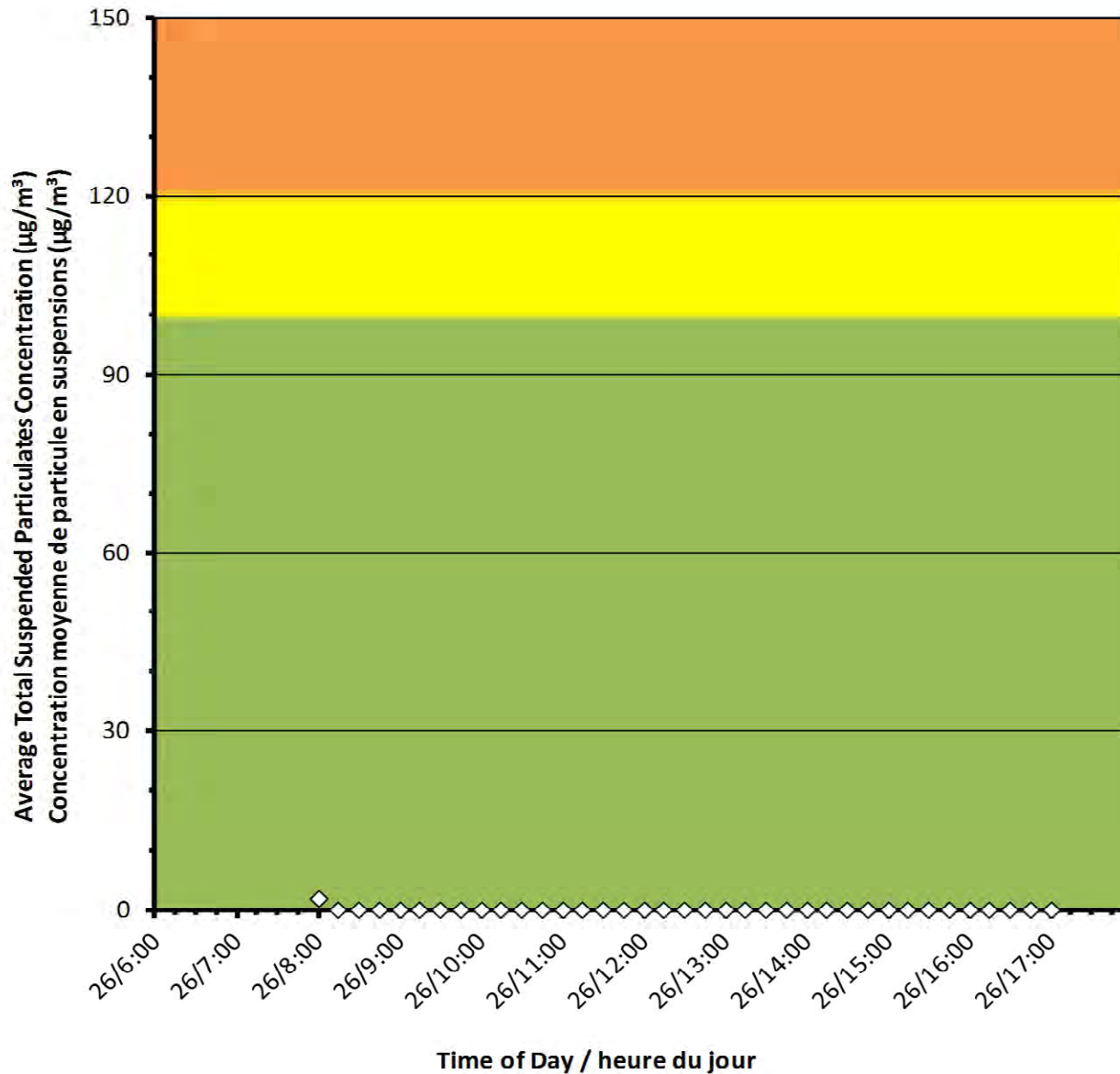
Independent Dust Monitoring
Surveillance indépendante



Work Site perimeter
Périmètre du chantier général.



Monitor A/Station A



Port Granby Project Daily Dust Monitoring Data

Projet de Port Granby Surveillance journalière des particules en suspensions

2017/04/26

Daily Statistics/Statistiques journalières

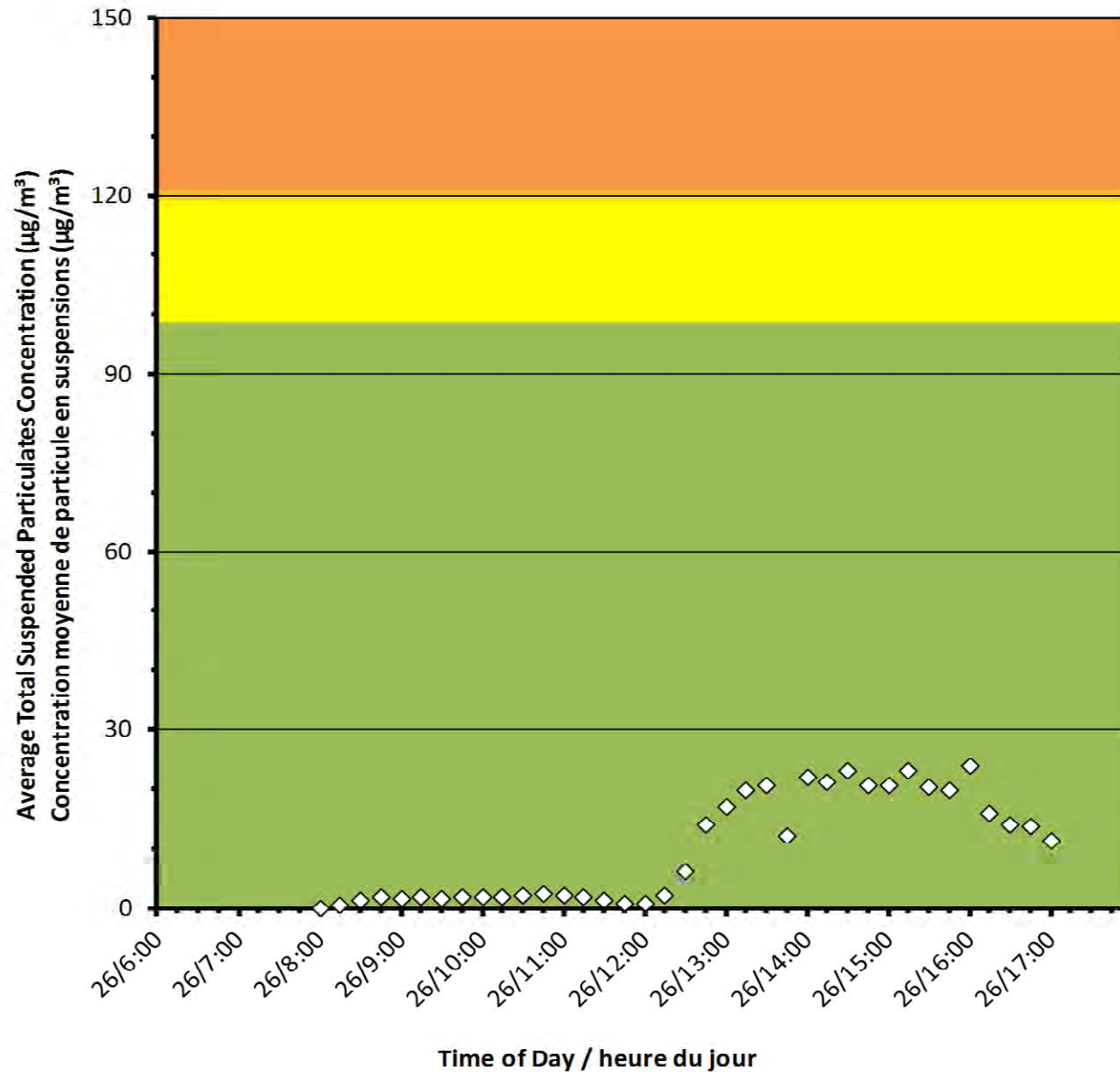
2	Maximum Concentration ($\mu\text{g}/\text{m}^3$) Concentration maximale ($\mu\text{g}/\text{m}^3$)
0	Average Concentration ($\mu\text{g}/\text{m}^3$) Concentration moyenne ($\mu\text{g}/\text{m}^3$)

Notes

No additional data. Aucune donnée additionnelle.



Monitor B/Station B



Port Granby Project Daily Dust Monitoring Data

Projet de Port Granby Surveillance journalière des particules en suspensions

2017/04/26

Daily Statistics/Statistiques journalières

24	Maximum Concentration ($\mu\text{g}/\text{m}^3$) Concentration maximale ($\mu\text{g}/\text{m}^3$)
9	Average Concentration ($\mu\text{g}/\text{m}^3$) Concentration moyenne ($\mu\text{g}/\text{m}^3$)

Notes

No additional data. Aucune donnée additionnelle.



Port Granby Project Daily Dust Monitoring Data

Projet de Port Granby Surveillance journalière des particules en suspensions

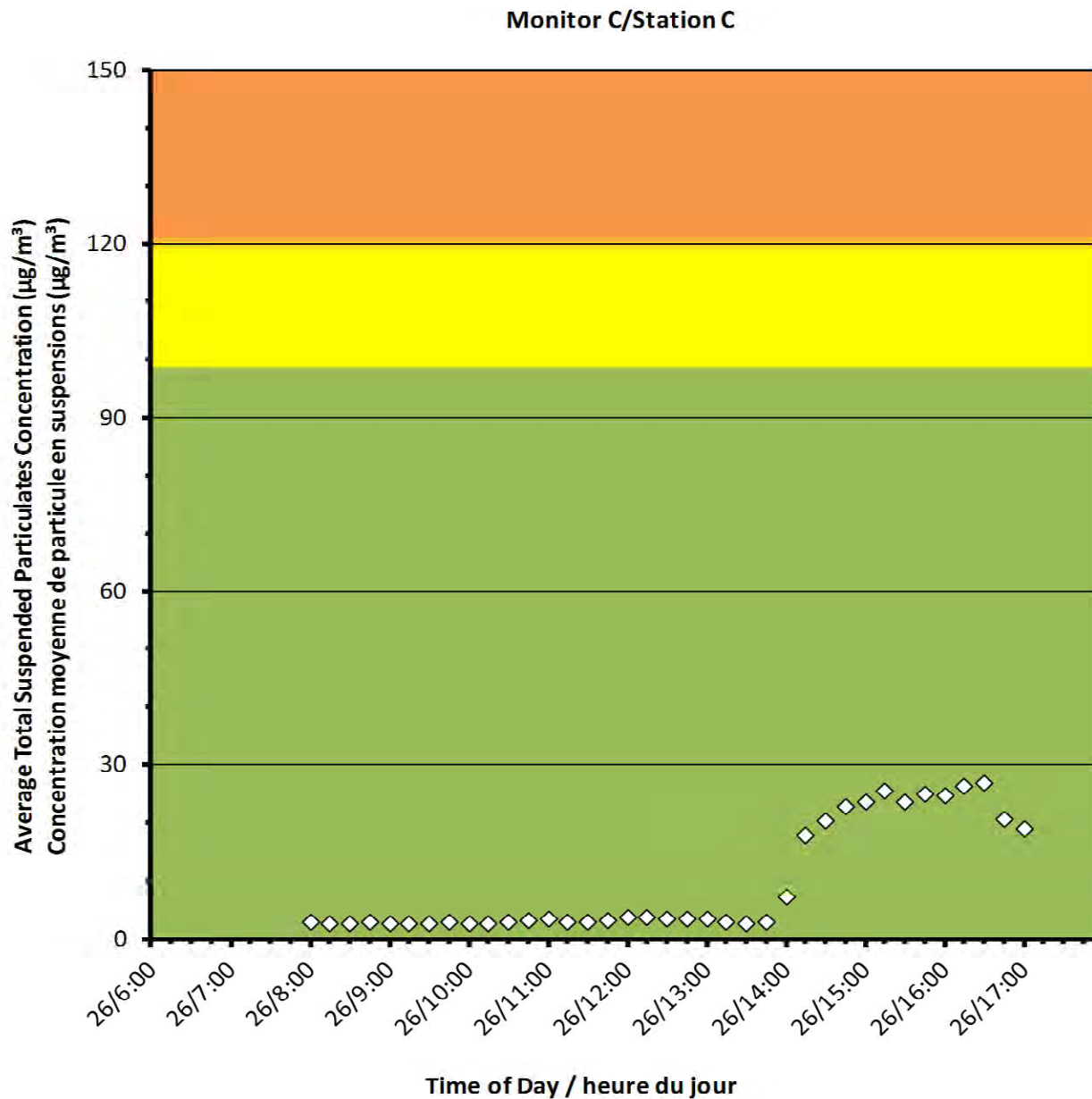
2017/04/26

Daily Statistics/Statistiques journalières

27	Maximum Concentration ($\mu\text{g}/\text{m}^3$) Concentration maximale ($\mu\text{g}/\text{m}^3$)
9	Average Concentration ($\mu\text{g}/\text{m}^3$) Concentration moyenne ($\mu\text{g}/\text{m}^3$)

Notes

No additional data. Aucune donnée additionnelle.





Port Granby Project Daily Dust Monitoring Data

Projet de Port Granby Surveillance journalière des particules en suspensions

2017/04/26

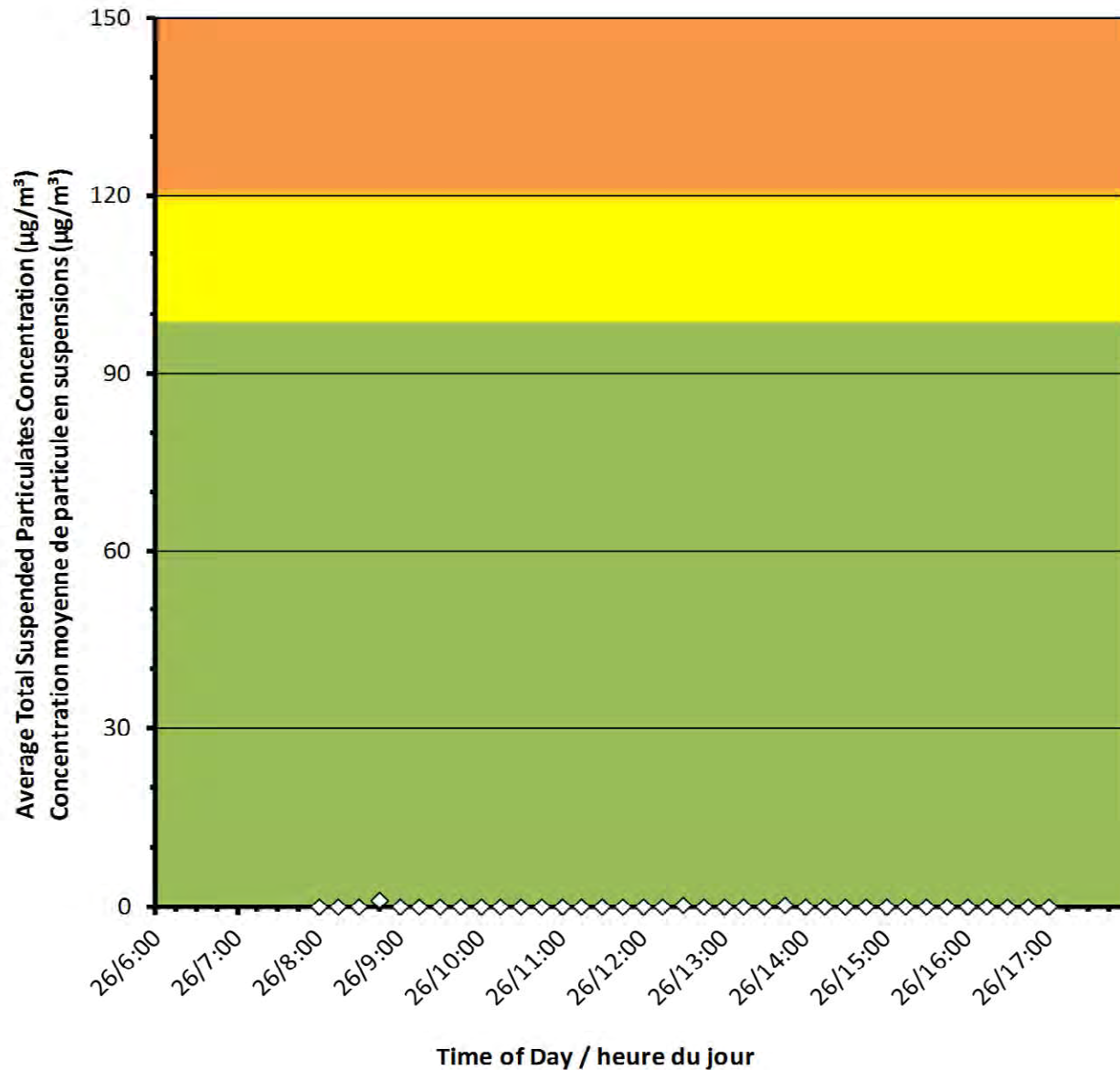
Daily Statistics/Statistiques journalières

1	Maximum Concentration ($\mu\text{g}/\text{m}^3$) Concentration maximale ($\mu\text{g}/\text{m}^3$)
0	Average Concentration ($\mu\text{g}/\text{m}^3$) Concentration moyenne ($\mu\text{g}/\text{m}^3$)

Notes

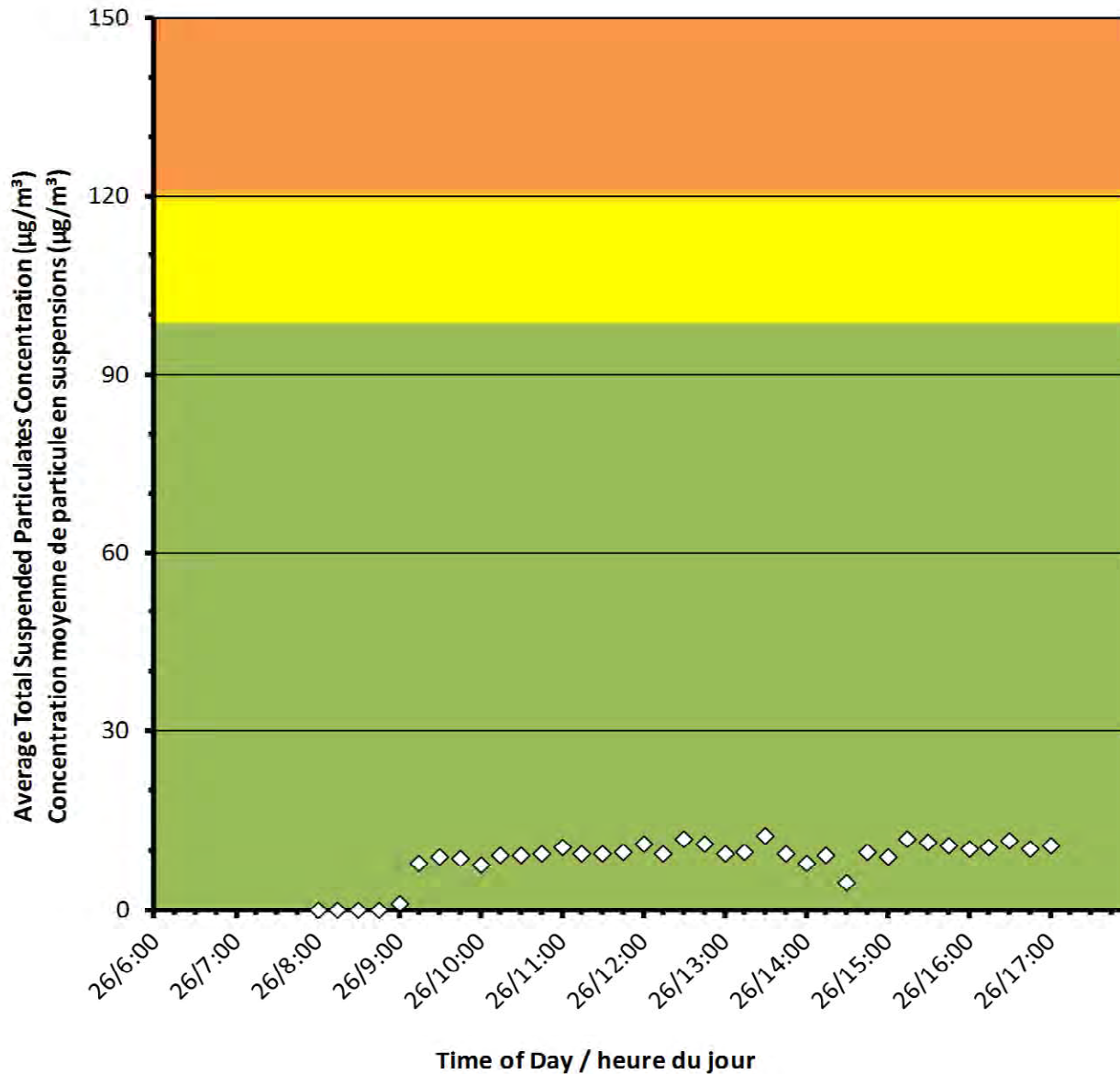
No additional data. Aucune donnée
additionnelle.

Monitor D/Station D





Monitor E/Station E



Port Granby Project Daily Dust Monitoring Data

Projet de Port Granby Surveillance journalière des particules en suspensions

2017/04/26

Daily Statistics/Statistiques journalières

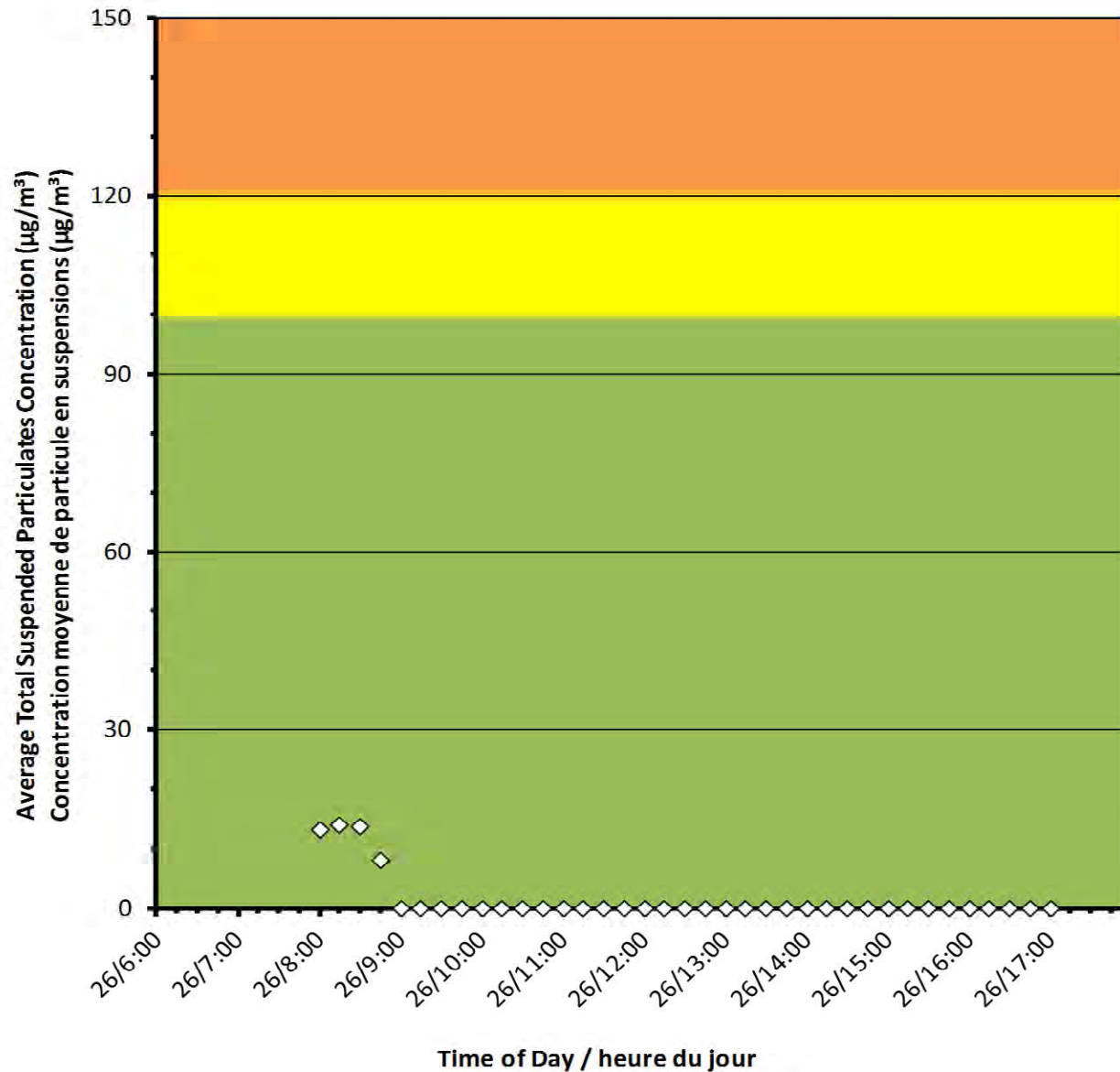
13	Maximum Concentration (µg/m ³) Concentration maximale (µg/m ³)
7	Average Concentration (µg/m ³) Concentration moyenne (µg/m ³)

Notes

No additional data. Aucune donnée additionnelle.



Monitor F/Station F



Port Granby Project Daily Dust Monitoring Data

Projet de Port Granby Surveillance journalière des particules en suspensions

2017/04/26

Daily Statistics/Statistiques journalières

14	Maximum Concentration (µg/m ³) Concentration maximale (µg/m ³)
1	Average Concentration (µg/m ³) Concentration moyenne (µg/m ³)

Notes

No additional data. Aucune donnée additionnelle.




Canadian Nuclear Laboratories | Laboratoires Nucléaires Canadiens


**Port Granby Project
Daily Dust Monitoring Data**

**Projet de Port Granby
Surveillance journalière des particules
en suspensions**

2017/04/27

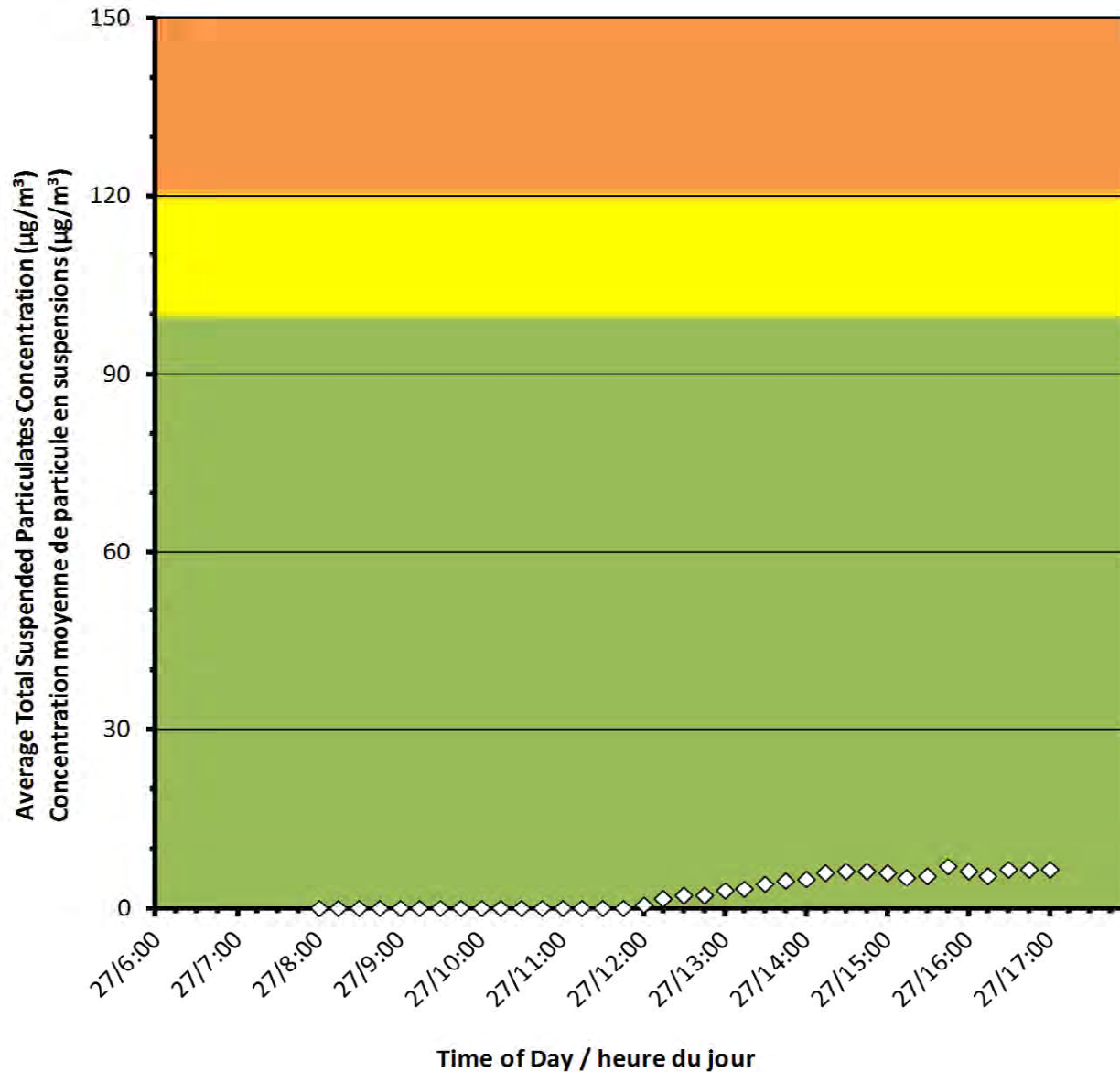
Legend/Légende

 Independent Dust Monitoring
Surveillance indépendante

 Work Site perimeter
Perimètre du chantier general.



Monitor A/Station A



Port Granby Project Daily Dust Monitoring Data

Projet de Port Granby Surveillance journalière des particules en suspensions

2017/04/27

Daily Statistics/Statistiques journalières

7	Maximum Concentration (µg/m ³) Concentration maximale (µg/m ³)
2	Average Concentration (µg/m ³) Concentration moyenne (µg/m ³)

Notes

No additional data. Aucune donnée additionnelle.



Port Granby Project Daily Dust Monitoring Data

Projet de Port Granby Surveillance journalière des particules en suspensions

2017/04/27

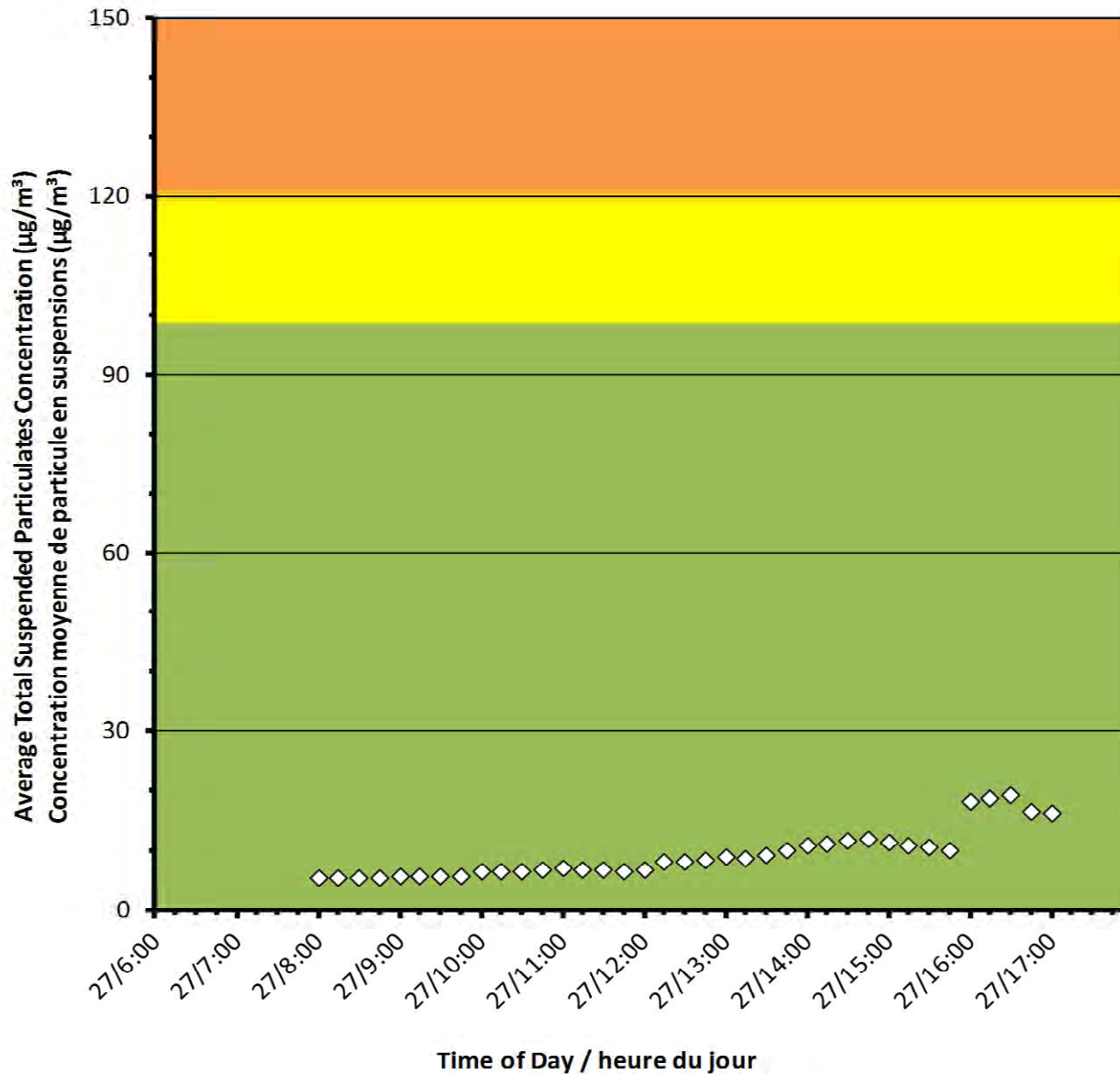
Daily Statistics/Statistiques journalières

19	Maximum Concentration ($\mu\text{g}/\text{m}^3$) Concentration maximale ($\mu\text{g}/\text{m}^3$)
8	Average Concentration ($\mu\text{g}/\text{m}^3$) Concentration moyenne ($\mu\text{g}/\text{m}^3$)

Notes

No additional data. Aucune donnée
additionnelle.

Monitor B/Station B





Port Granby Project Daily Dust Monitoring Data

Projet de Port Granby Surveillance journalière des particules en suspensions

2017/04/27

Daily Statistics/Statistiques journalières

21

Maximum Concentration ($\mu\text{g}/\text{m}^3$)
Concentration maximale ($\mu\text{g}/\text{m}^3$)

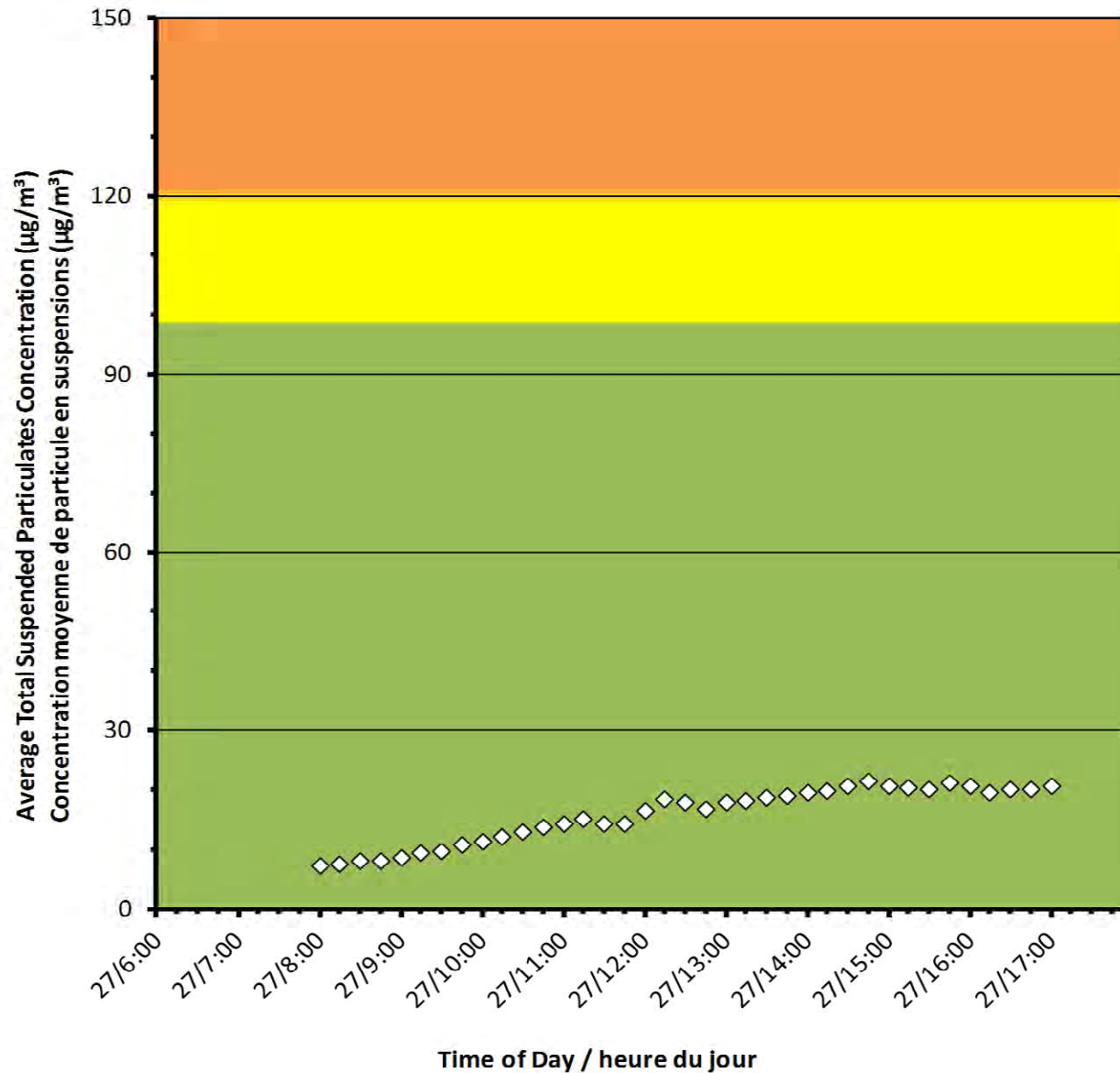
14

Average Concentration ($\mu\text{g}/\text{m}^3$)
Concentration moyenne ($\mu\text{g}/\text{m}^3$)

Notes

No additional data. Aucune donnée
additionnelle.

Monitor C/Station C





Port Granby Project Daily Dust Monitoring Data

Projet de Port Granby Surveillance journalière des particules en suspensions

2017/04/27

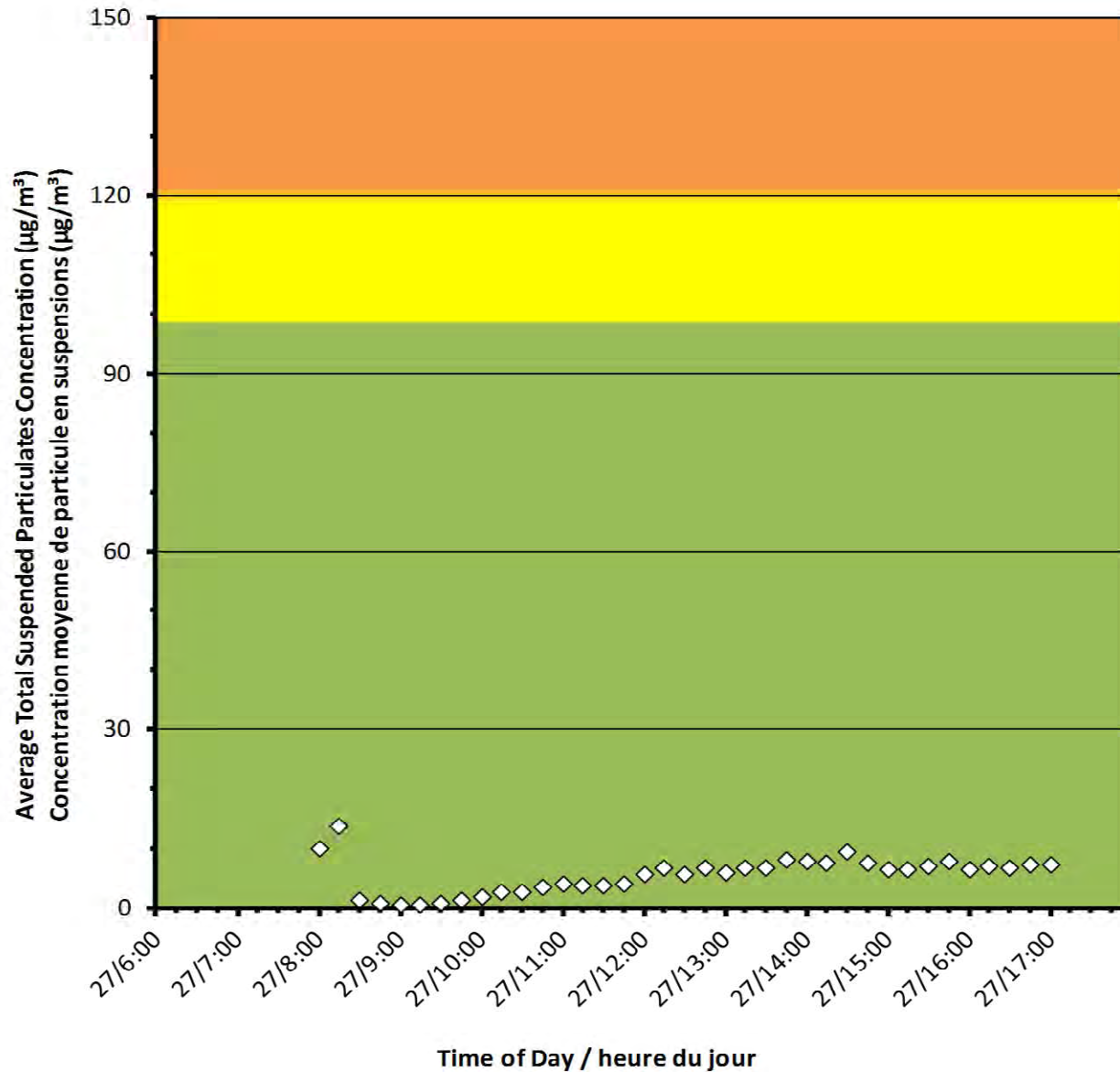
Daily Statistics/Statistiques journalières

14	Maximum Concentration ($\mu\text{g}/\text{m}^3$) Concentration maximale ($\mu\text{g}/\text{m}^3$)
5	Average Concentration ($\mu\text{g}/\text{m}^3$) Concentration moyenne ($\mu\text{g}/\text{m}^3$)

Notes

No additional data. Aucune donnée
additionnelle.

Monitor D/Station D





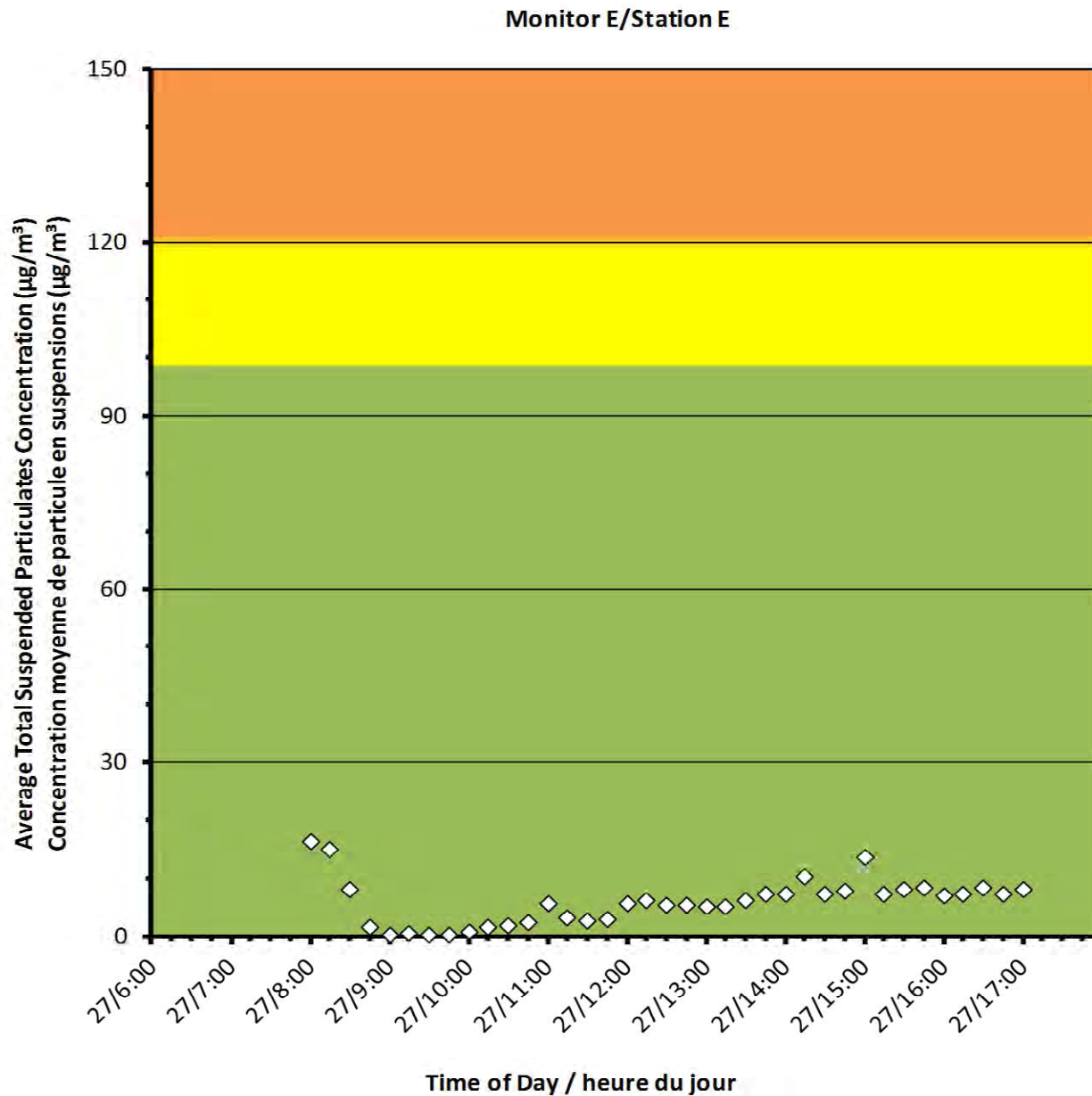
Port Granby Project Daily Dust Monitoring Data

Projet de Port Granby Surveillance journalière des particules en suspensions

2017/04/27

Daily Statistics/Statistiques journalières

16	Maximum Concentration ($\mu\text{g}/\text{m}^3$) Concentration maximale ($\mu\text{g}/\text{m}^3$)
5	Average Concentration ($\mu\text{g}/\text{m}^3$) Concentration moyenne ($\mu\text{g}/\text{m}^3$)

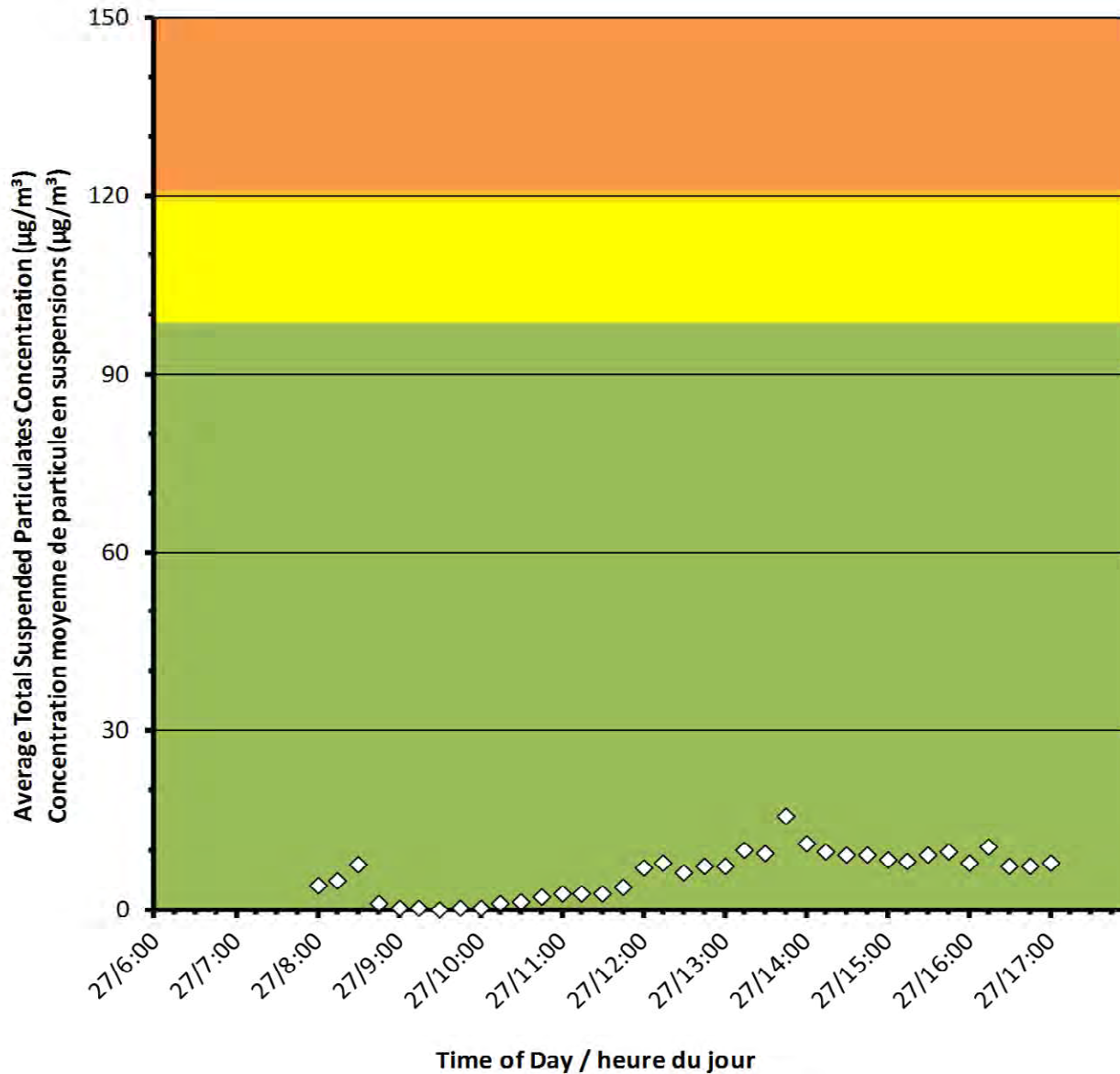


Notes

No additional data. Aucune donnée additionnelle.



Monitor F/Station F



Port Granby Project Daily Dust Monitoring Data

Projet de Port Granby Surveillance journalière des particules en suspensions

2017/04/27

Daily Statistics/Statistiques journalières

16	Maximum Concentration (µg/m ³) Concentration maximale (µg/m ³)
5	Average Concentration (µg/m ³) Concentration moyenne (µg/m ³)

Notes

No additional data. Aucune donnée additionnelle.



Canadian Nuclear Laboratories | Laboratoires Nucléaires Canadiens

**Port Granby Project
Daily Dust Monitoring Data**

**Projet de Port Granby
Surveillance journalière des particules
en suspensions**

2017/04/28

Legend/Légende



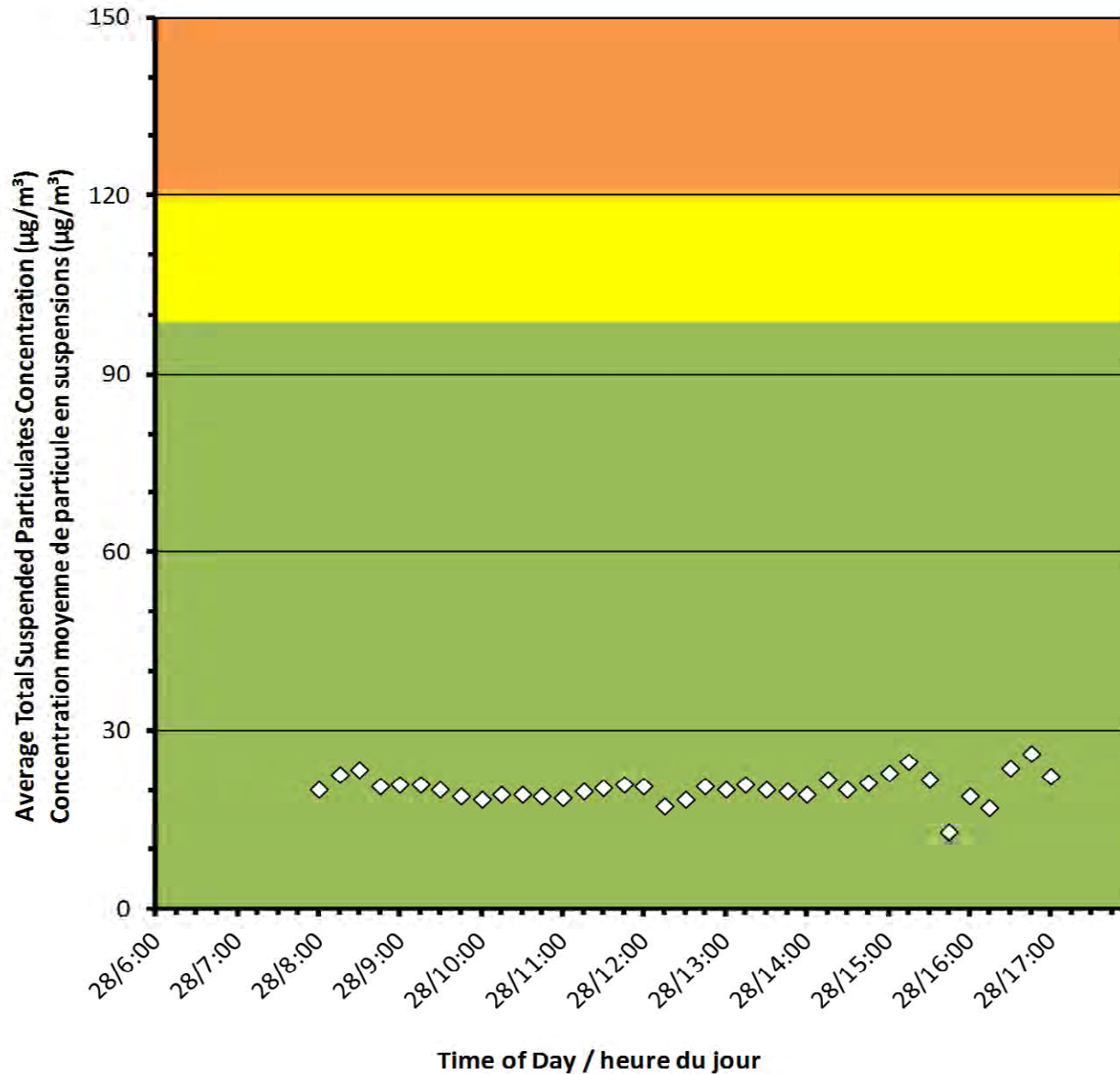
Independent Dust Monitoring
Surveillance indépendante



Work Site perimeter
Périmètre du chantier general.



Monitor A/Station A



Port Granby Project Daily Dust Monitoring Data

Projet de Port Granby Surveillance journalière des particules en suspensions

2017/04/28

Daily Statistics/Statistiques journalières

26	Maximum Concentration ($\mu\text{g}/\text{m}^3$) Concentration maximale ($\mu\text{g}/\text{m}^3$)
18	Average Concentration ($\mu\text{g}/\text{m}^3$) Concentration moyenne ($\mu\text{g}/\text{m}^3$)

Notes

No additional data. Aucune donnée additionnelle.



Port Granby Project Daily Dust Monitoring Data

Projet de Port Granby Surveillance journalière des particules en suspensions

2017/04/28

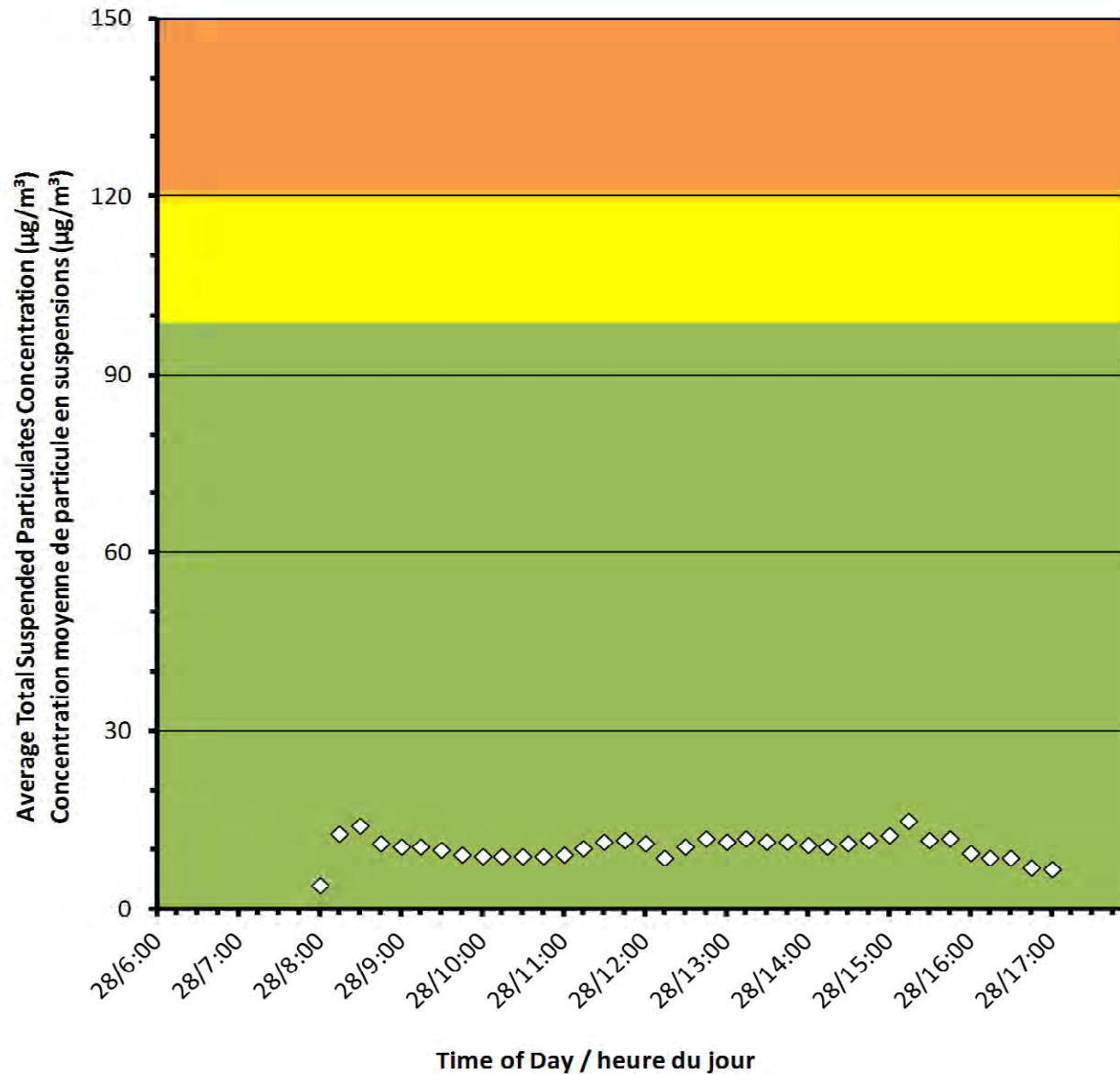
Daily Statistics/Statistiques journalières

15	Maximum Concentration ($\mu\text{g}/\text{m}^3$) Concentration maximale ($\mu\text{g}/\text{m}^3$)
9	Average Concentration ($\mu\text{g}/\text{m}^3$) Concentration moyenne ($\mu\text{g}/\text{m}^3$)

Notes

No additional data. Aucune donnée additionnelle.

Monitor B/Station B





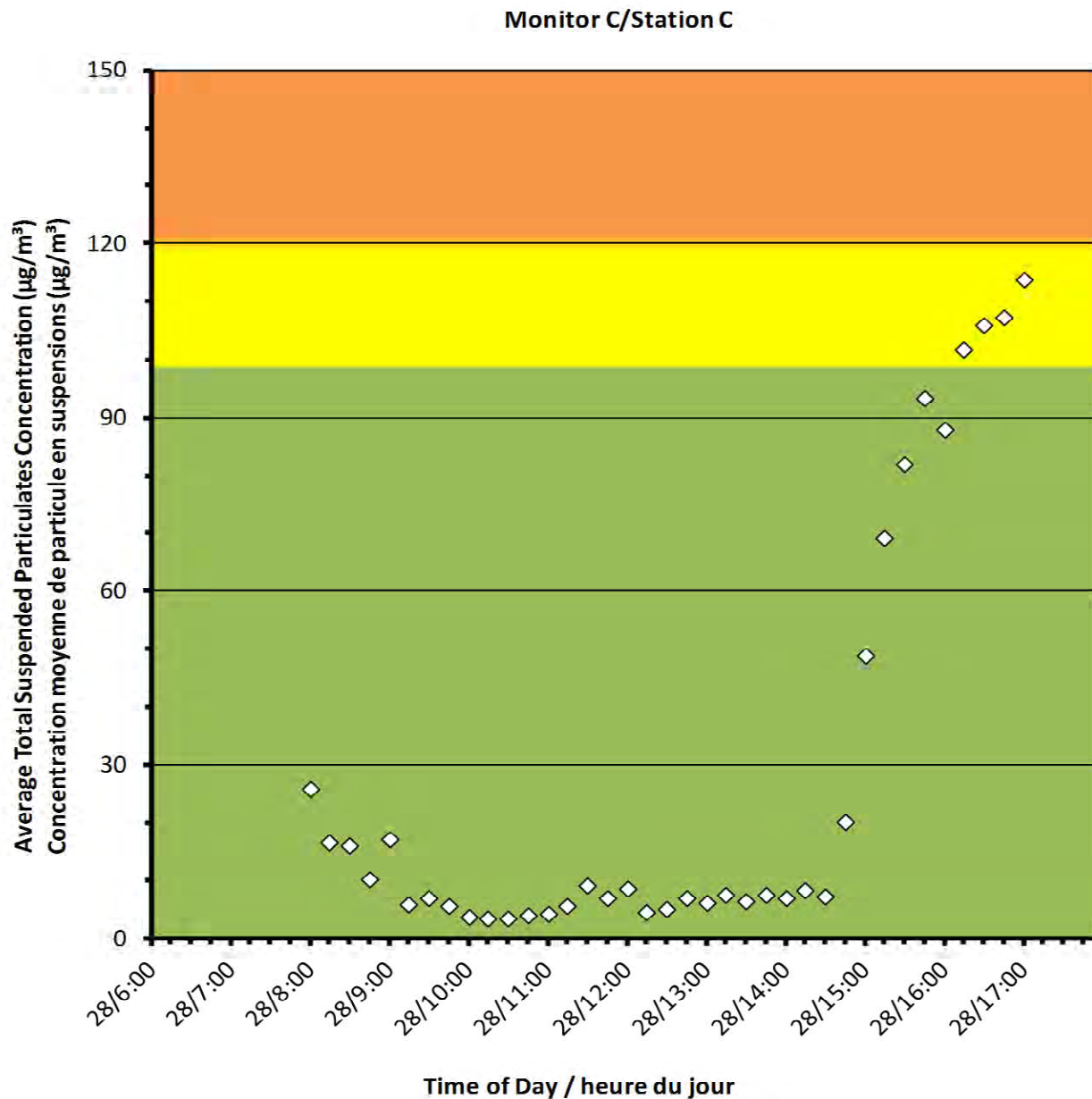
Port Granby Project Daily Dust Monitoring Data

Projet de Port Granby Surveillance journalière des particules en suspensions

2017/04/28

Daily Statistics/Statistiques journalières

114	Maximum Concentration ($\mu\text{g}/\text{m}^3$) Concentration maximale ($\mu\text{g}/\text{m}^3$)
25	Average Concentration ($\mu\text{g}/\text{m}^3$) Concentration moyenne ($\mu\text{g}/\text{m}^3$)



Notes

Administrative Control Level exceedance(s) attributed to the directional spray from a water truck.

Dépassement(s) des niveaux de contrôle administratif attribués au jet pulvérisant du camion-citerne.



Port Granby Project Daily Dust Monitoring Data

Projet de Port Granby Surveillance journalière des particules en suspensions

2017/04/28

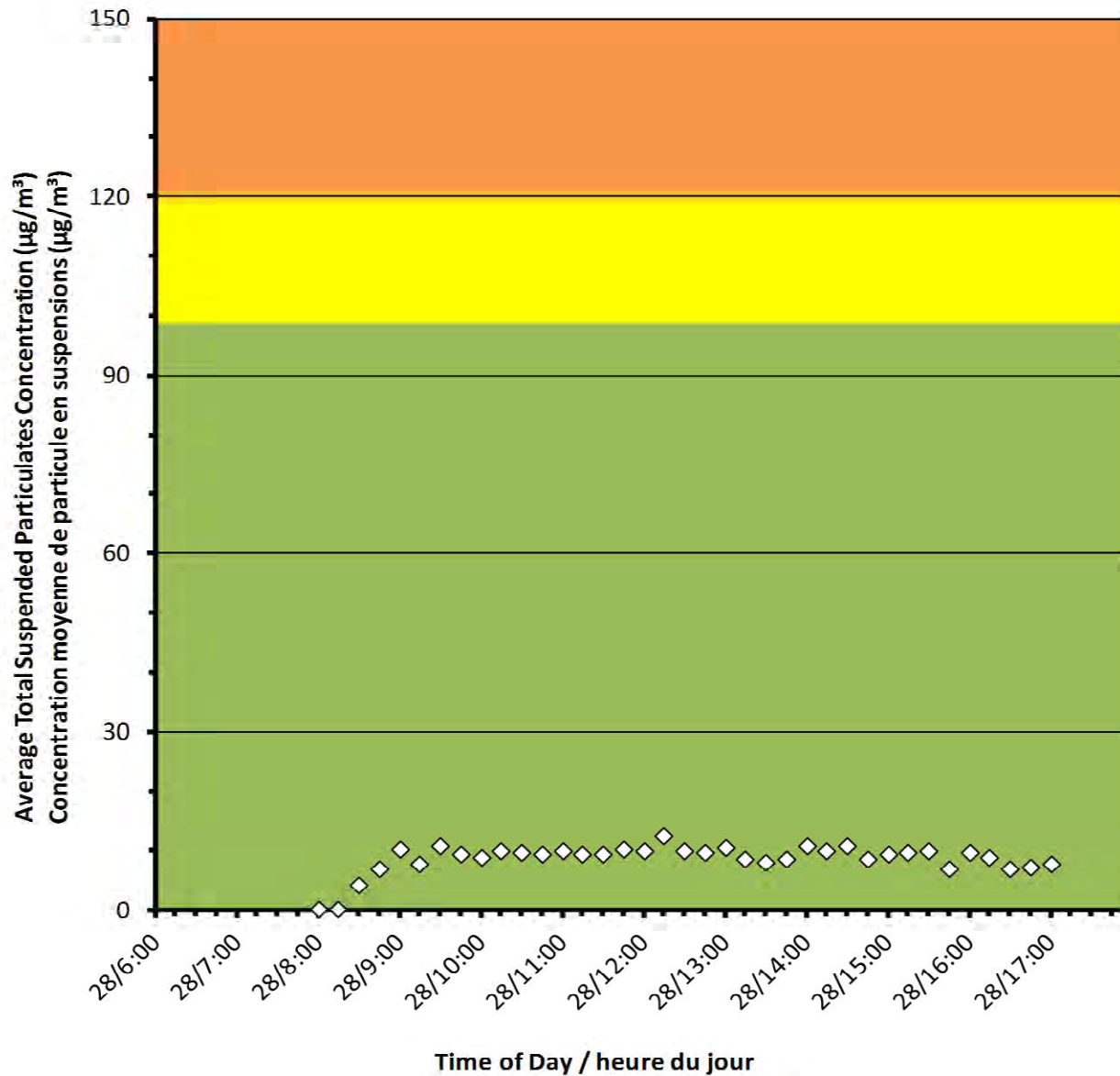
Daily Statistics/Statistiques journalières

12	Maximum Concentration ($\mu\text{g}/\text{m}^3$) Concentration maximale ($\mu\text{g}/\text{m}^3$)
8	Average Concentration ($\mu\text{g}/\text{m}^3$) Concentration moyenne ($\mu\text{g}/\text{m}^3$)

Notes

No additional data. Aucune donnée additionnelle.

Monitor D/Station D





Port Granby Project Daily Dust Monitoring Data

Projet de Port Granby Surveillance journalière des particules en suspensions

2017/04/28

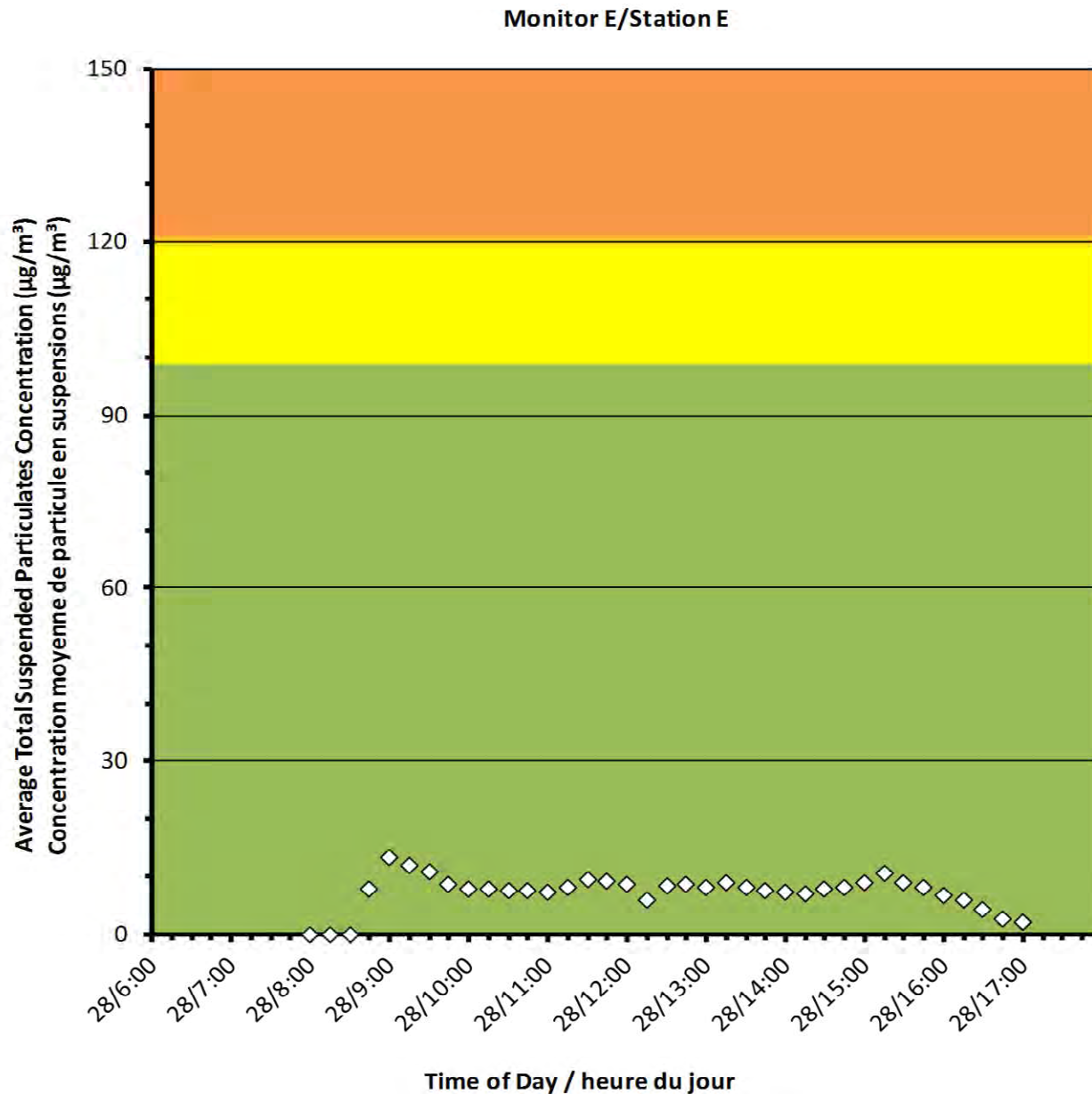
Daily Statistics/Statistiques journalières

14

Maximum Concentration ($\mu\text{g}/\text{m}^3$)
Concentration maximale ($\mu\text{g}/\text{m}^3$)

6

Average Concentration ($\mu\text{g}/\text{m}^3$)
Concentration moyenne ($\mu\text{g}/\text{m}^3$)



Notes

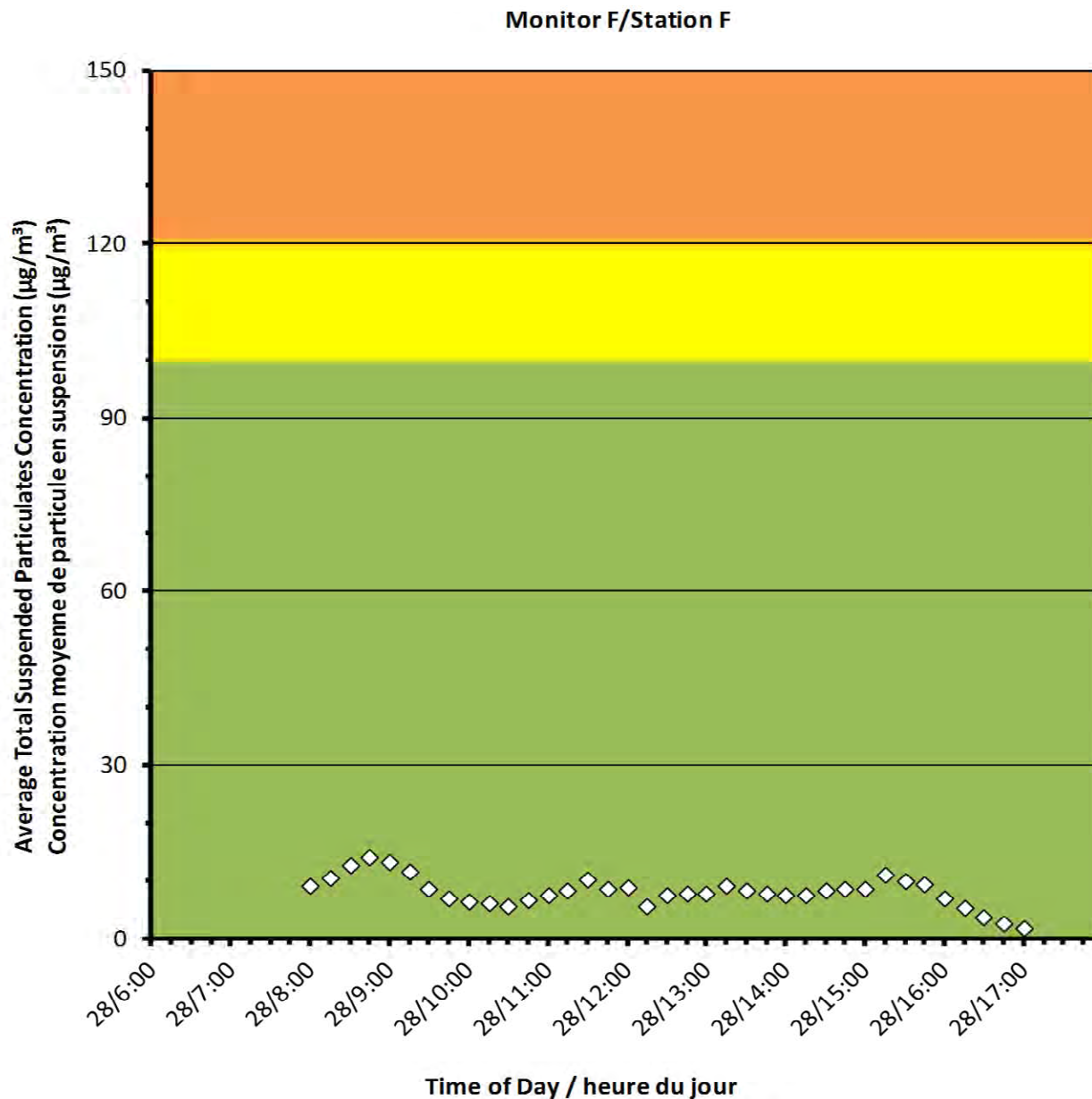
No additional data. Aucune donnée additionnelle.



Port Granby Project Daily Dust Monitoring Data

Projet de Port Granby Surveillance journalière des particules en suspensions

2017/04/28



Daily Statistics/Statistiques journalières

14	Maximum Concentration (µg/m ³) Concentration maximale (µg/m ³)
7	Average Concentration (µg/m ³) Concentration moyenne (µg/m ³)

Notes

No additional data. Aucune donnée additionnelle.