



Port Granby Project

Daily Dust Monitoring Data




Projet de Port Granby

Surveillance journalière des particules en suspensions

2017/07/04



Legend/Légende

-  Independent Dust Monitoring
Surveillance indépendante
-  Work Site perimeter
Périmètre du chantier general.
-  CNL Controlled Area
Périmètre du site sous le control de LCN.



Port Granby Project Daily Dust Monitoring Data

Projet de Port Granby Surveillance journalière des particules en suspensions

2017/07/04

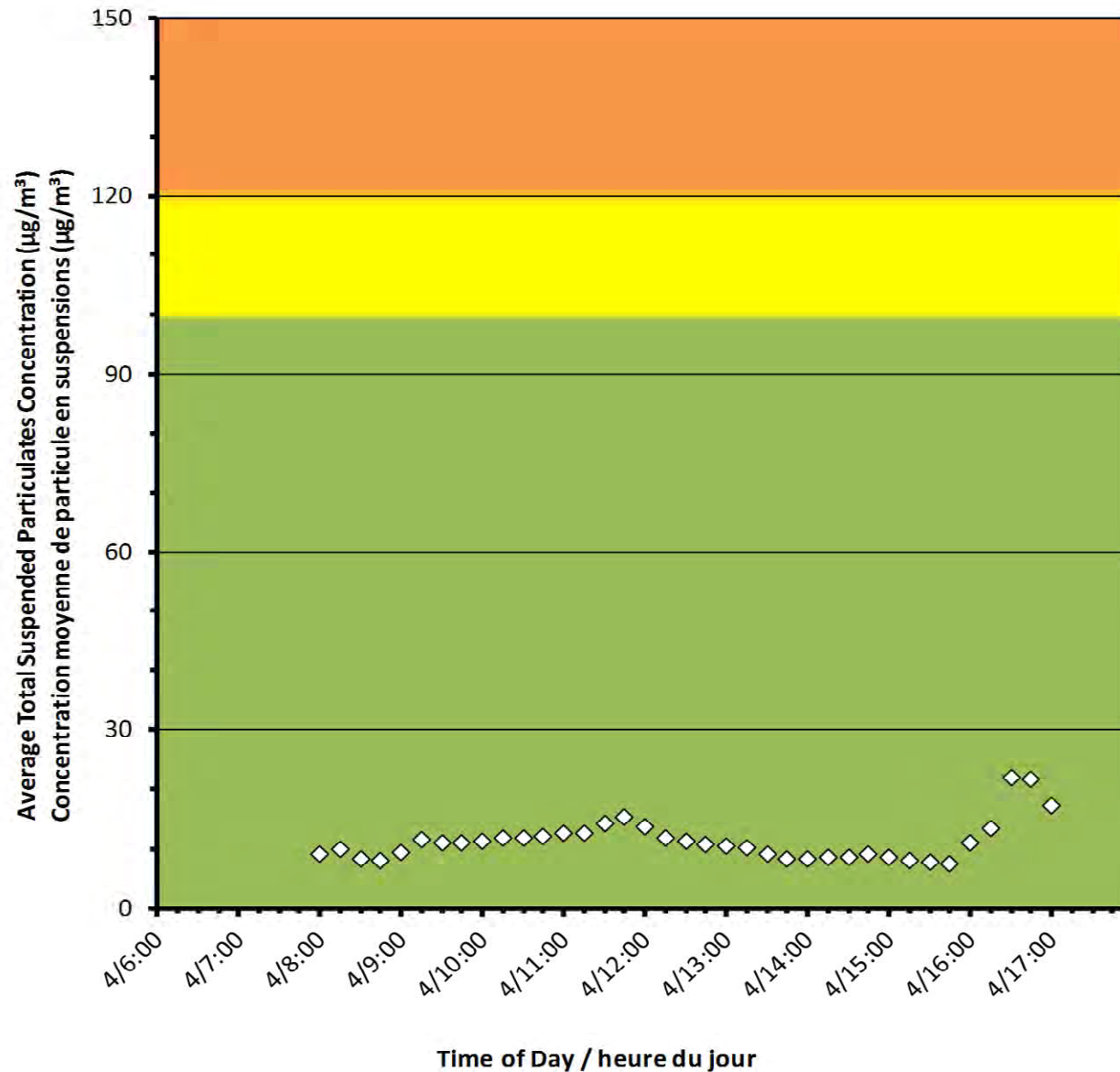
Daily Statistics/Statistiques journalières

22	Maximum Concentration ($\mu\text{g}/\text{m}^3$) Concentration maximale ($\mu\text{g}/\text{m}^3$)
10	Average Concentration ($\mu\text{g}/\text{m}^3$) Concentration moyenne ($\mu\text{g}/\text{m}^3$)

Notes

No additional data. Aucune donnée additionnelle.

Monitor A/Station A

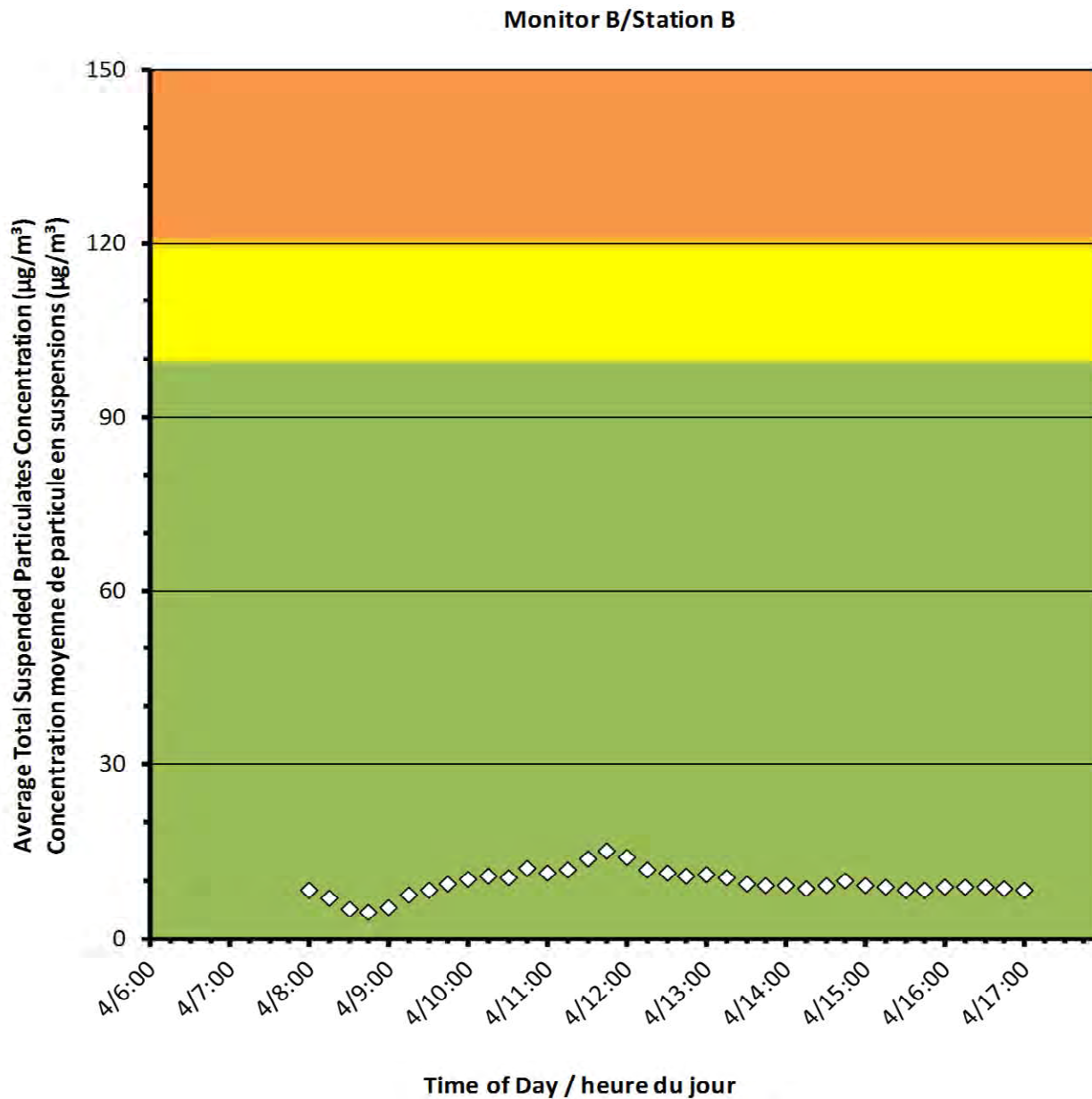




Port Granby Project Daily Dust Monitoring Data

Projet de Port Granby Surveillance journalière des particules en suspensions

2017/07/04



Daily Statistics/Statistiques journalières

15	Maximum Concentration ($\mu\text{g}/\text{m}^3$) Concentration maximale ($\mu\text{g}/\text{m}^3$)
9	Average Concentration ($\mu\text{g}/\text{m}^3$) Concentration moyenne ($\mu\text{g}/\text{m}^3$)

Notes

No additional data. Aucune donnée additionnelle.



**Port Granby Project
Daily Dust Monitoring Data**

**Projet de Port Granby
Surveillance journalière des
particules en suspensions**

2017/07/04

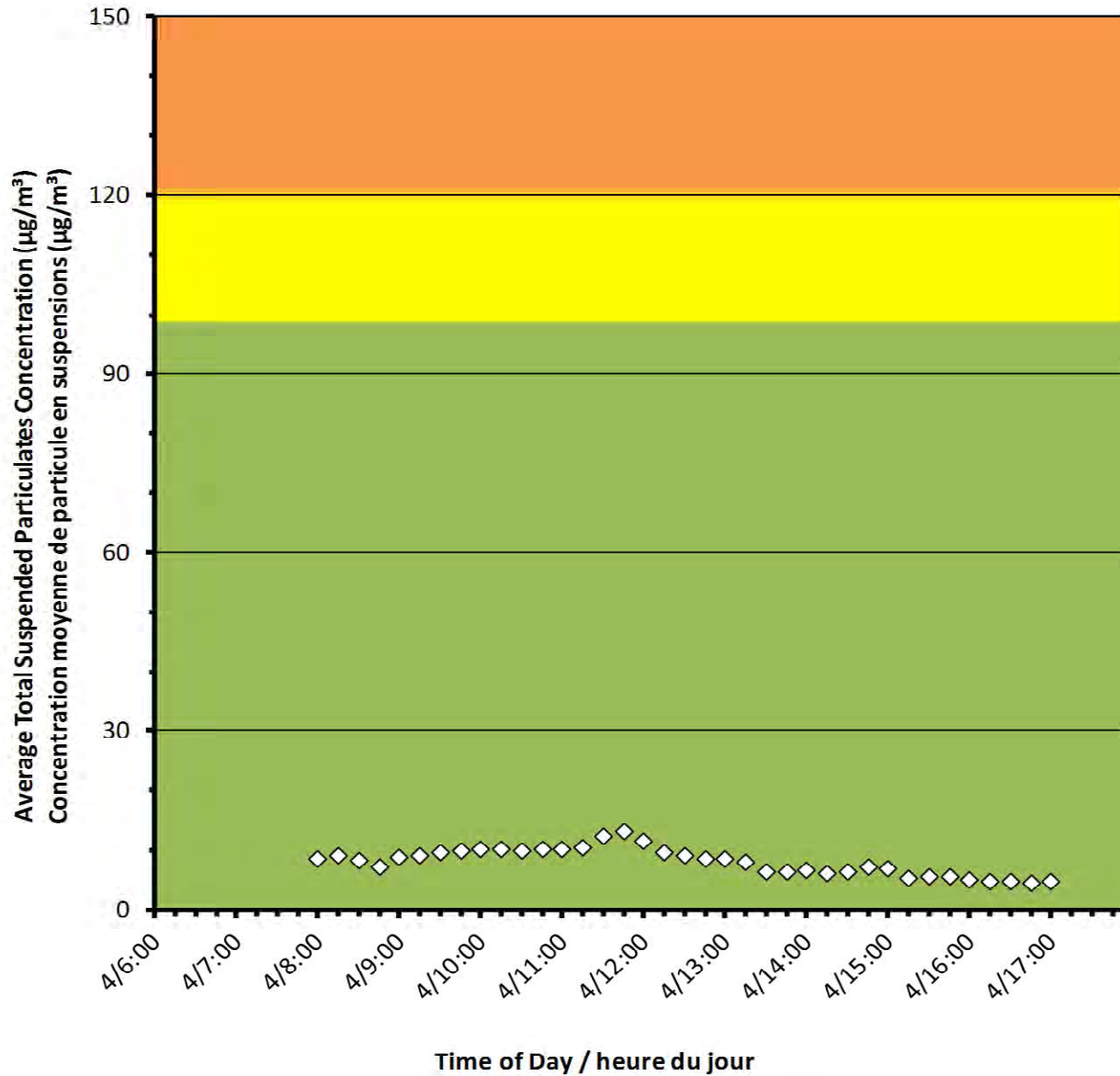
Daily Statistics/Statistiques journalières

13	Maximum Concentration ($\mu\text{g}/\text{m}^3$) Concentration maximale ($\mu\text{g}/\text{m}^3$)
7	Average Concentration ($\mu\text{g}/\text{m}^3$) Concentration moyenne ($\mu\text{g}/\text{m}^3$)

Notes

No additional data. Aucune donnée additionnelle.

Monitor C/Station C

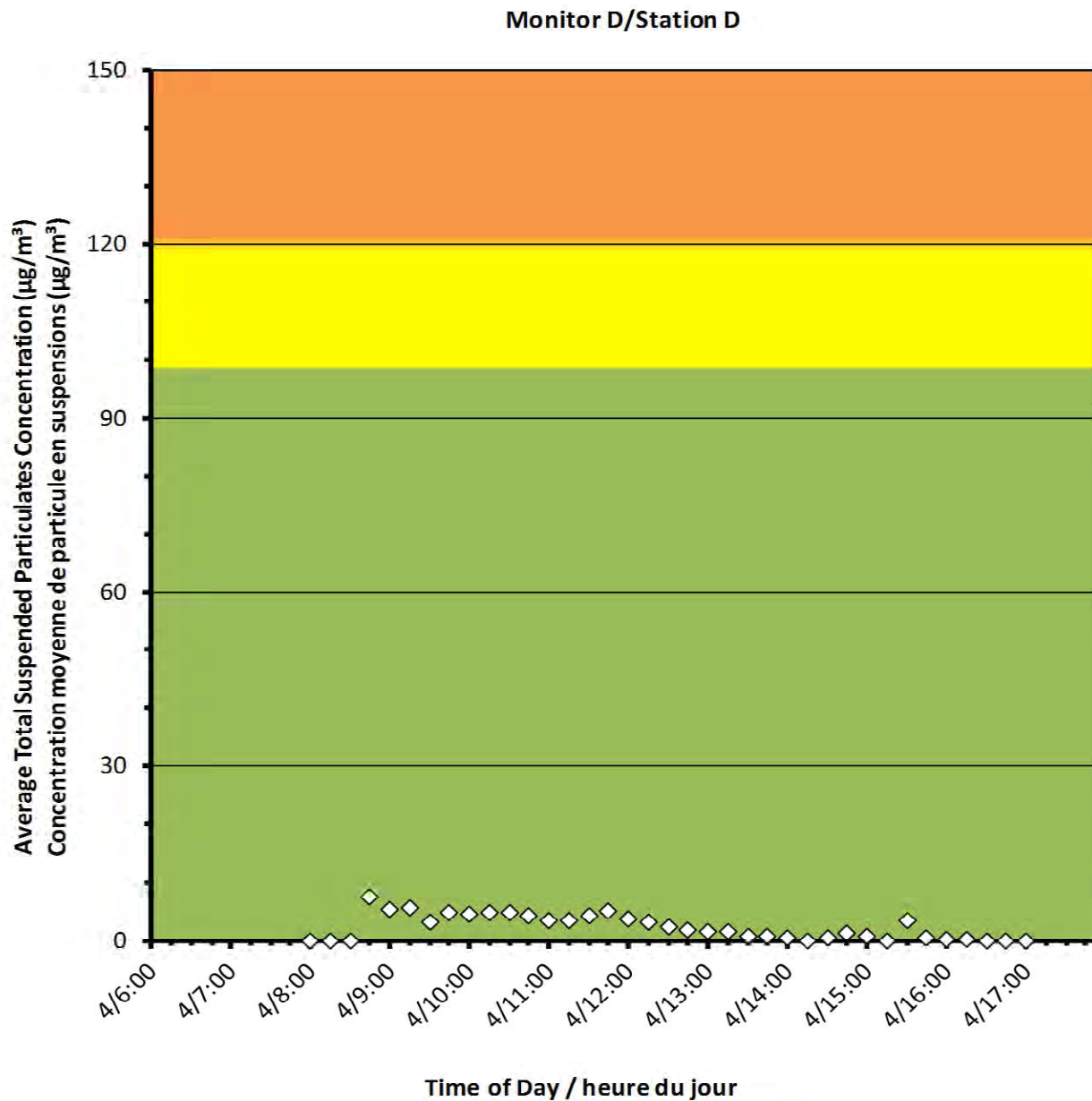




**Port Granby Project
Daily Dust Monitoring Data**

**Projet de Port Granby
Surveillance journalière des
particules en suspensions**

2017/07/04



Daily Statistics/Statistiques journalières

8	Maximum Concentration ($\mu\text{g}/\text{m}^3$) Concentration maximale ($\mu\text{g}/\text{m}^3$)
2	Average Concentration ($\mu\text{g}/\text{m}^3$) Concentration moyenne ($\mu\text{g}/\text{m}^3$)

Notes

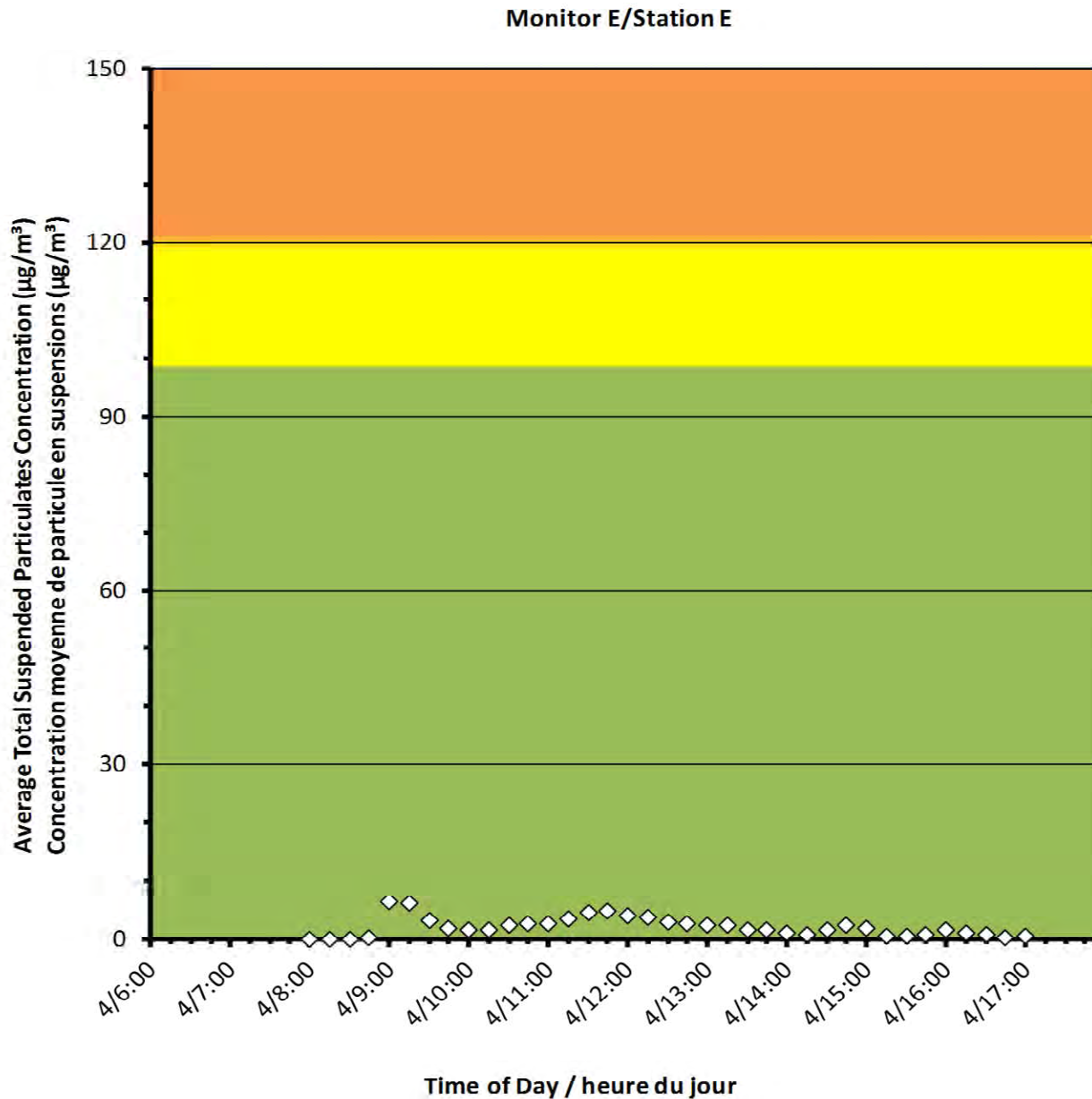
No additional data. Aucune donnée additionnelle.



Port Granby Project Daily Dust Monitoring Data

Projet de Port Granby Surveillance journalière des particules en suspensions

2017/07/04



Daily Statistics/Statistiques journalières

6	Maximum Concentration ($\mu\text{g}/\text{m}^3$) Concentration maximale ($\mu\text{g}/\text{m}^3$)
2	Average Concentration ($\mu\text{g}/\text{m}^3$) Concentration moyenne ($\mu\text{g}/\text{m}^3$)

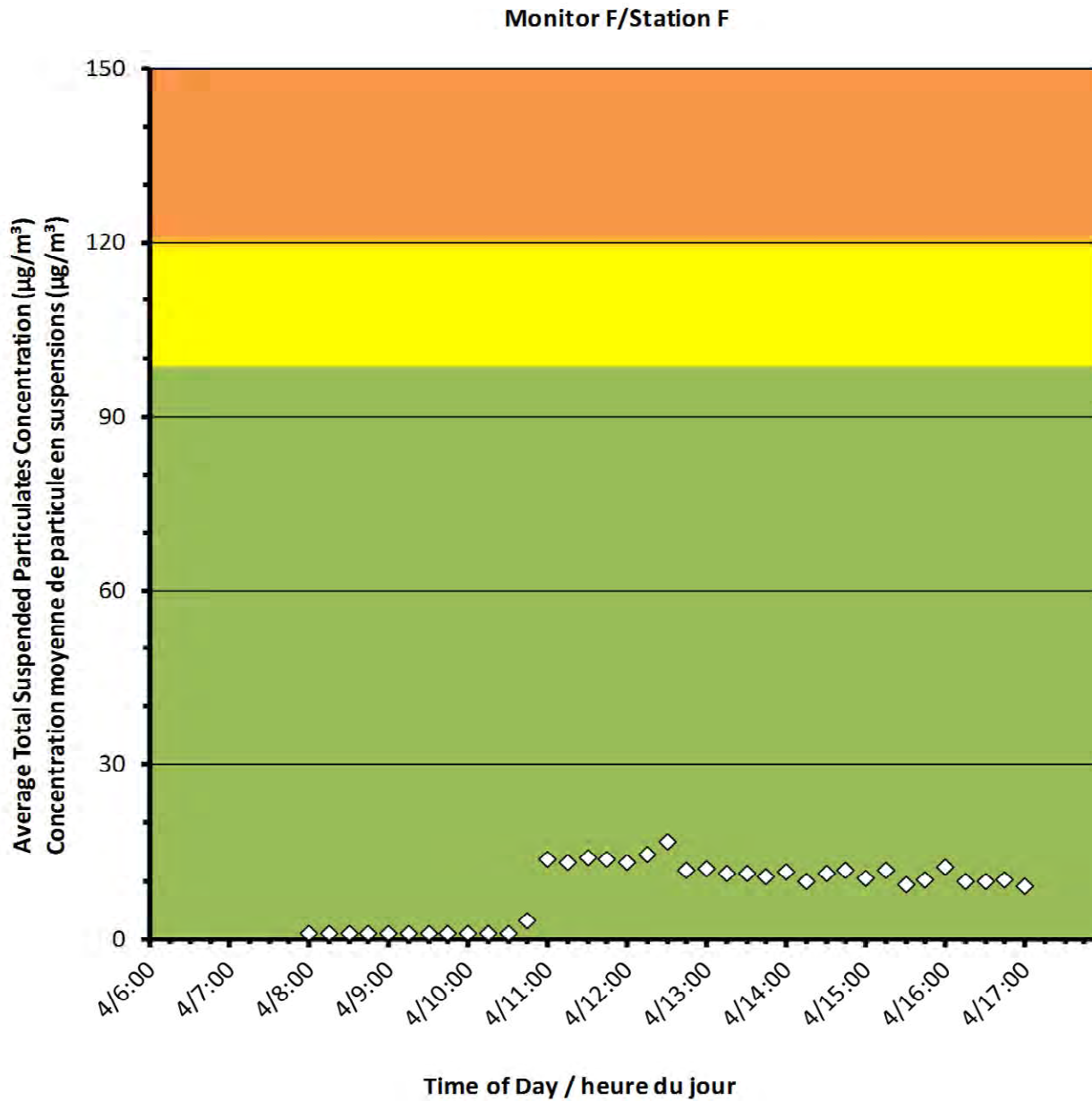
Notes

No additional data. Aucune donnée additionnelle.

Port Granby Project
Daily Dust Monitoring Data

Projet de Port Granby
Surveillance journalière des
particules en suspensions

2017/07/04



Daily Statistics/Statistiques journalières

17	Maximum Concentration ($\mu\text{g}/\text{m}^3$) Concentration maximale ($\mu\text{g}/\text{m}^3$)
7	Average Concentration ($\mu\text{g}/\text{m}^3$) Concentration moyenne ($\mu\text{g}/\text{m}^3$)

Notes

No additional data. Aucune donnée additionnelle.



Port Granby Project

Daily Dust Monitoring Data




Projet de Port Granby

Surveillance journalière des particules en suspensions

2017/07/05



Legend/Légende

-  Independent Dust Monitoring
Surveillance indépendante
-  Work Site perimeter
Périmètre du chantier general.
-  CNL Controlled Area
Périmètre du site sous le control de LCN.



Port Granby Project Daily Dust Monitoring Data

Projet de Port Granby Surveillance journalière des particules en suspensions

2017/07/05

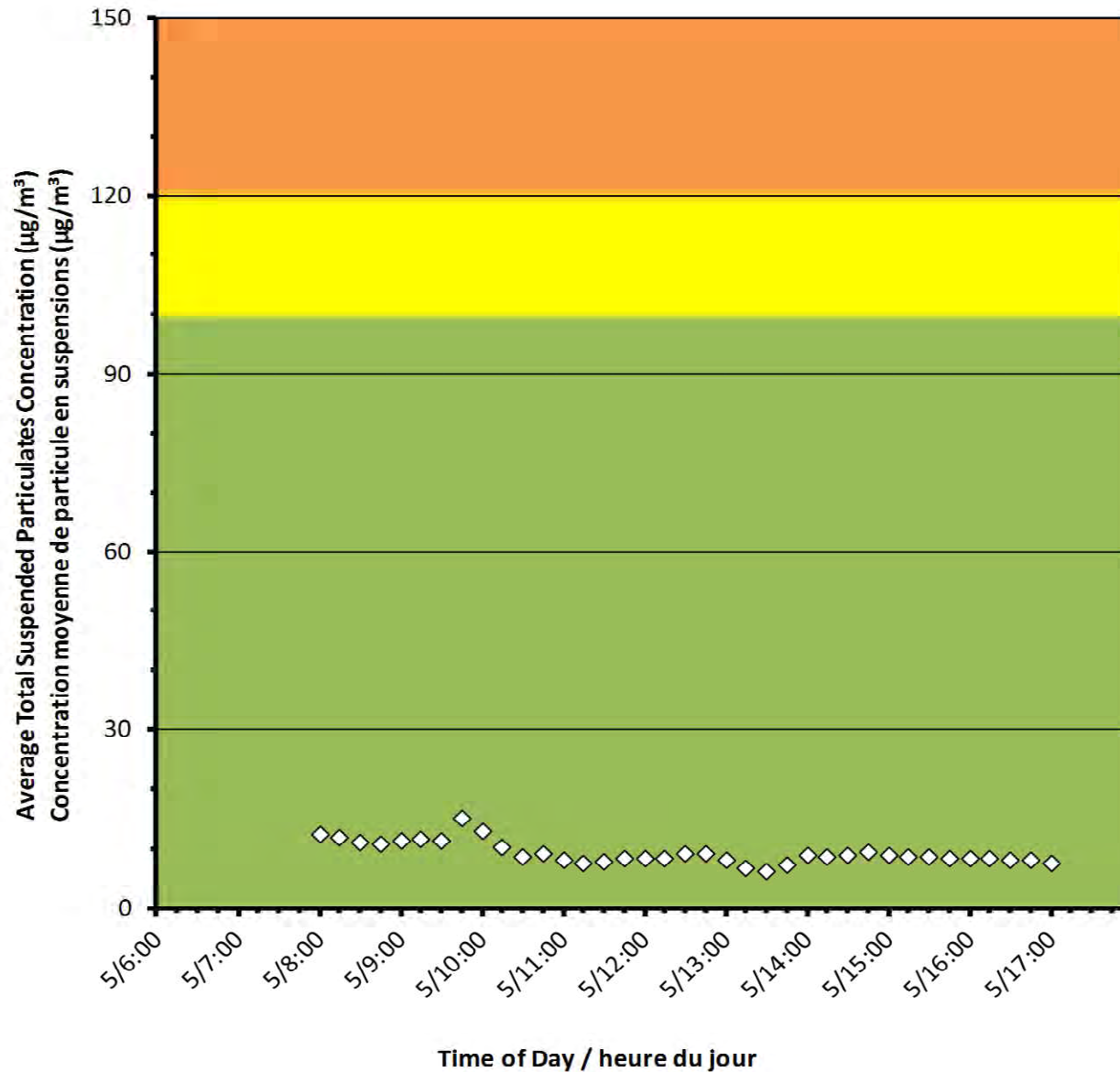
Daily Statistics/Statistiques journalières

15	Maximum Concentration ($\mu\text{g}/\text{m}^3$) Concentration maximale ($\mu\text{g}/\text{m}^3$)
8	Average Concentration ($\mu\text{g}/\text{m}^3$) Concentration moyenne ($\mu\text{g}/\text{m}^3$)

Notes

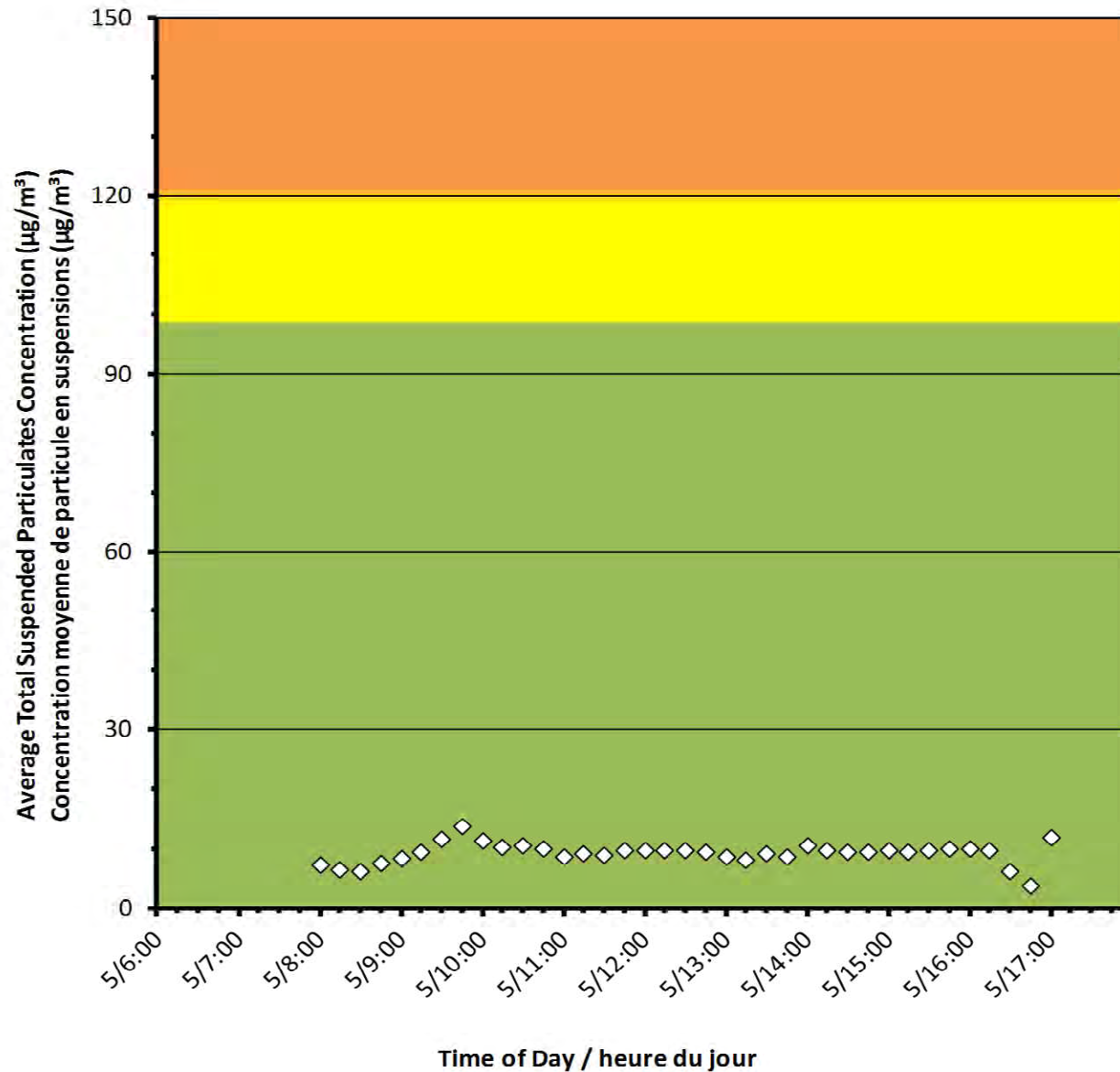
No additional data. Aucune donnée additionnelle.

Monitor A/Station A





Monitor B/Station B



Port Granby Project Daily Dust Monitoring Data

Projet de Port Granby Surveillance journalière des particules en suspensions

2017/07/05

Daily Statistics/Statistiques journalières

14	Maximum Concentration (µg/m ³) Concentration maximale (µg/m ³)
8	Average Concentration (µg/m ³) Concentration moyenne (µg/m ³)

Notes

No additional data. Aucune donnée additionnelle.



Port Granby Project Daily Dust Monitoring Data

Projet de Port Granby Surveillance journalière des particules en suspensions

2017/07/05

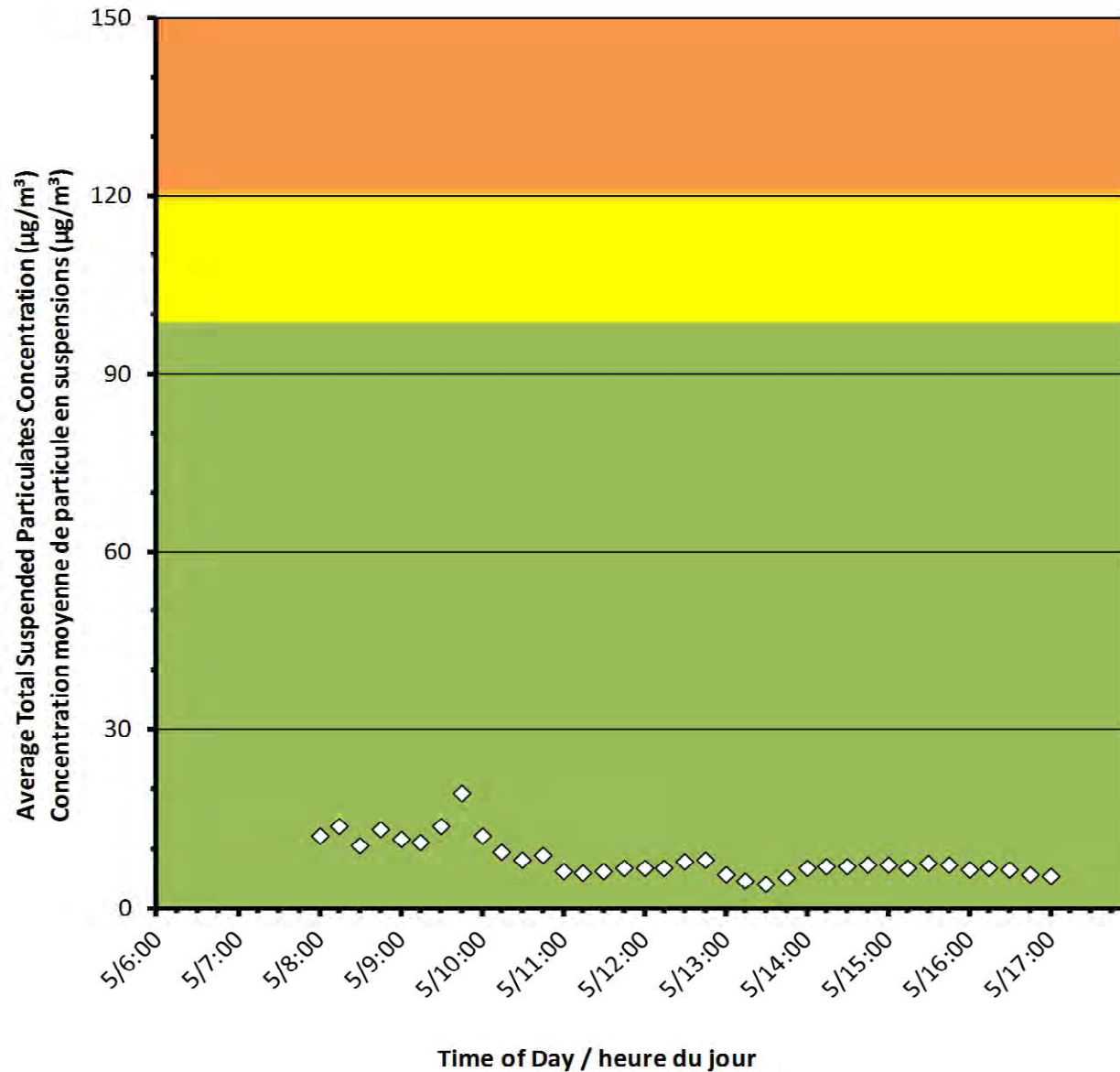
Daily Statistics/Statistiques journalières

19	Maximum Concentration ($\mu\text{g}/\text{m}^3$) Concentration maximale ($\mu\text{g}/\text{m}^3$)
7	Average Concentration ($\mu\text{g}/\text{m}^3$) Concentration moyenne ($\mu\text{g}/\text{m}^3$)

Notes

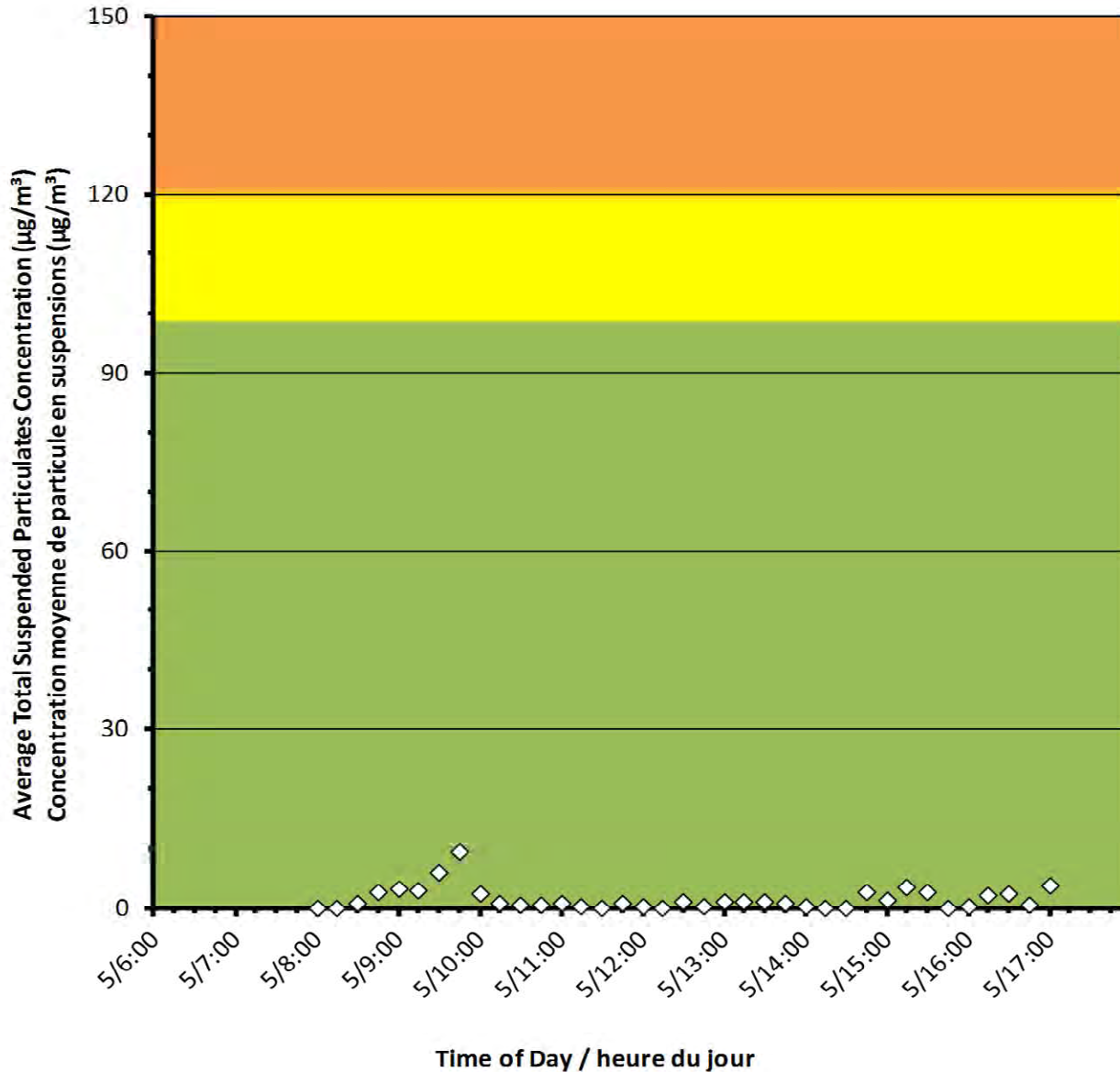
No additional data. Aucune donnée
additionnelle.

Monitor C/Station C





Monitor D/Station D



Port Granby Project Daily Dust Monitoring Data

Projet de Port Granby Surveillance journalière des particules en suspensions

2017/07/05

Daily Statistics/Statistiques journalières

9	Maximum Concentration ($\mu\text{g}/\text{m}^3$) Concentration maximale ($\mu\text{g}/\text{m}^3$)
1	Average Concentration ($\mu\text{g}/\text{m}^3$) Concentration moyenne ($\mu\text{g}/\text{m}^3$)

Notes

No additional data. Aucune donnée
additionnelle.

Port Granby Project
Daily Dust Monitoring Data

Projet de Port Granby
Surveillance journalière des
particules en suspensions

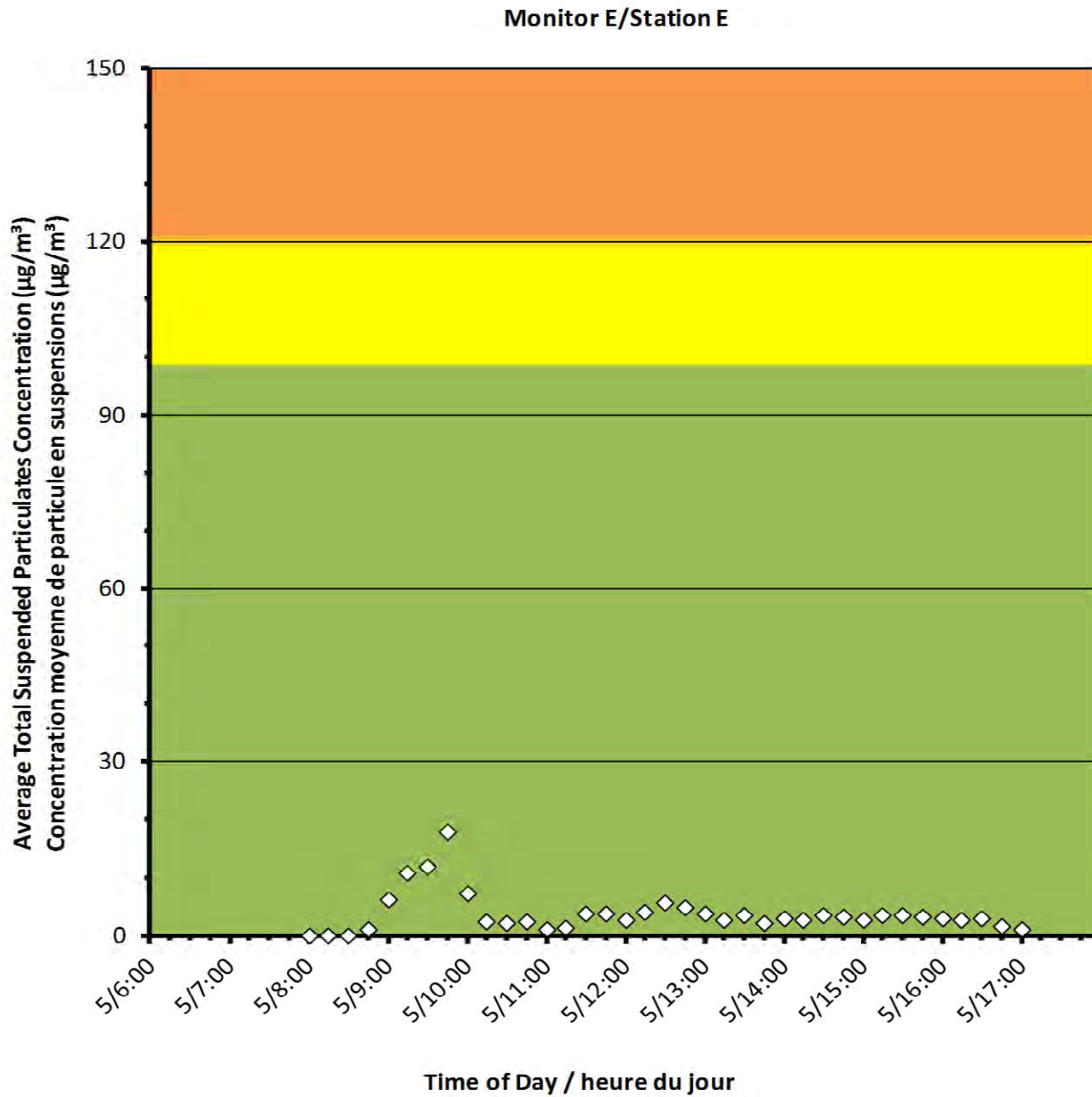
2017/07/05

Daily Statistics/Statistiques journalières

18	Maximum Concentration ($\mu\text{g}/\text{m}^3$) Concentration maximale ($\mu\text{g}/\text{m}^3$)
3	Average Concentration ($\mu\text{g}/\text{m}^3$) Concentration moyenne ($\mu\text{g}/\text{m}^3$)

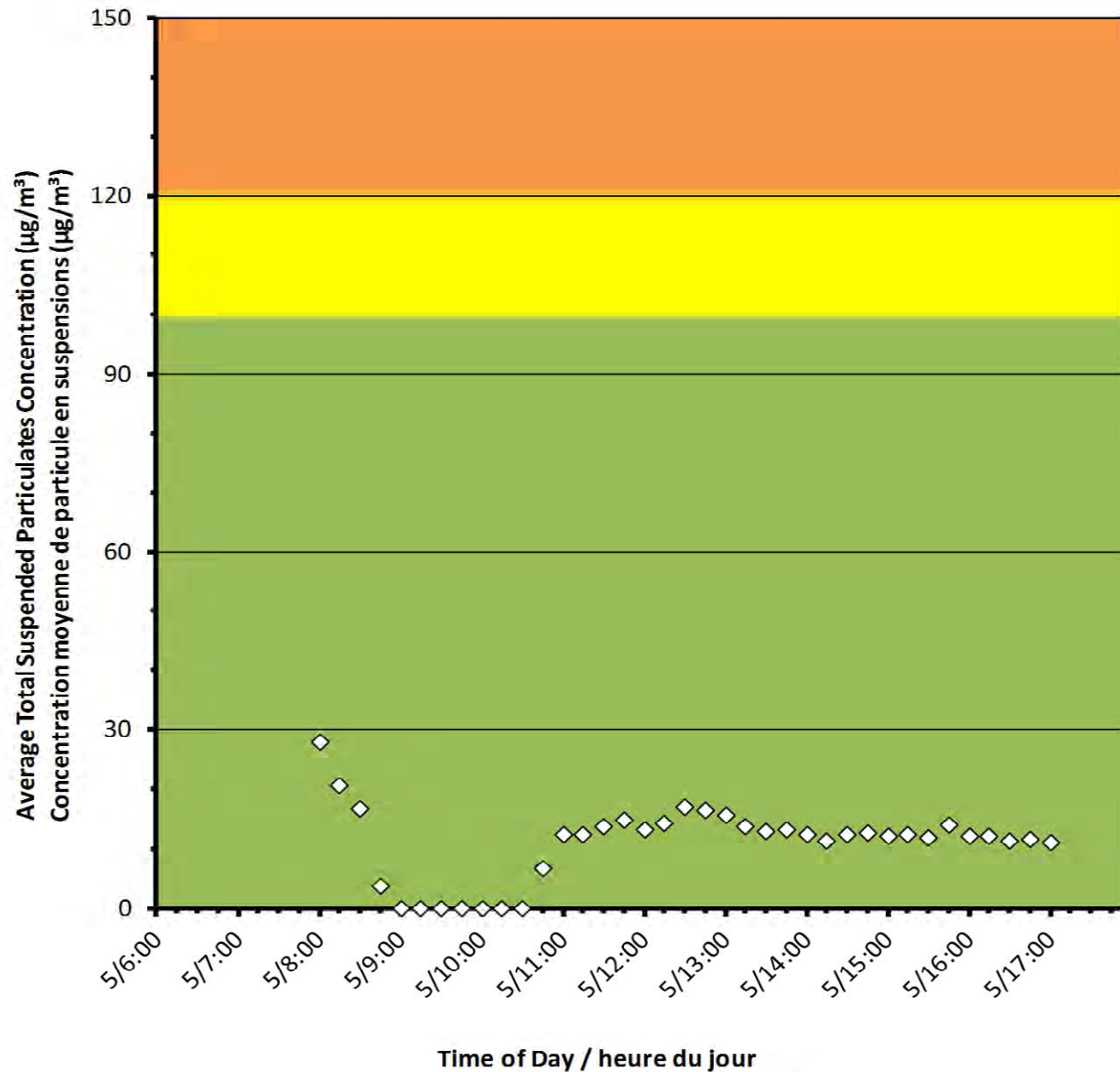
Notes

No additional data. Aucune donnée additionnelle.





Monitor F/Station F



Port Granby Project Daily Dust Monitoring Data

Projet de Port Granby Surveillance journalière des particules en suspensions

2017/07/05

Daily Statistics/Statistiques journalières

28	Maximum Concentration ($\mu\text{g}/\text{m}^3$) Concentration maximale ($\mu\text{g}/\text{m}^3$)
10	Average Concentration ($\mu\text{g}/\text{m}^3$) Concentration moyenne ($\mu\text{g}/\text{m}^3$)

Notes

No additional data. Aucune donnée additionnelle.






Port Granby Project
Daily Dust Monitoring Data

Projet de Port Granby
Surveillance journalière des particules en suspensions
2017/07/06

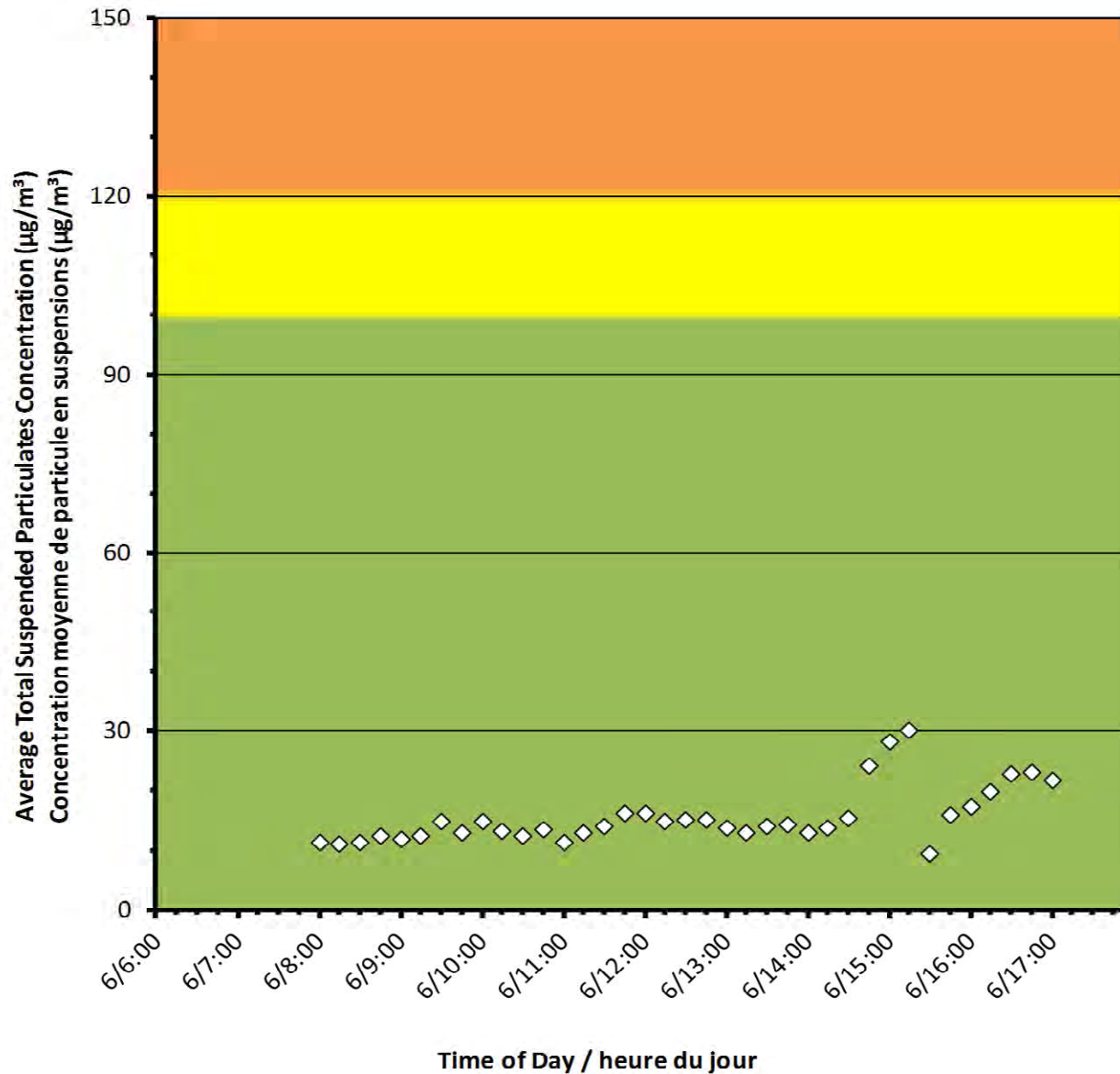


Legend/Légende

-  Independent Dust Monitoring
Surveillance indépendante
-  Work Site perimeter
Périmètre du chantier general.
-  CNL Controlled Area
Périmètre du site sous le control de LCN.



Monitor A/Station A



Port Granby Project Daily Dust Monitoring Data

Projet de Port Granby Surveillance journalière des particules en suspensions

2017/07/06

Daily Statistics/Statistiques journalières

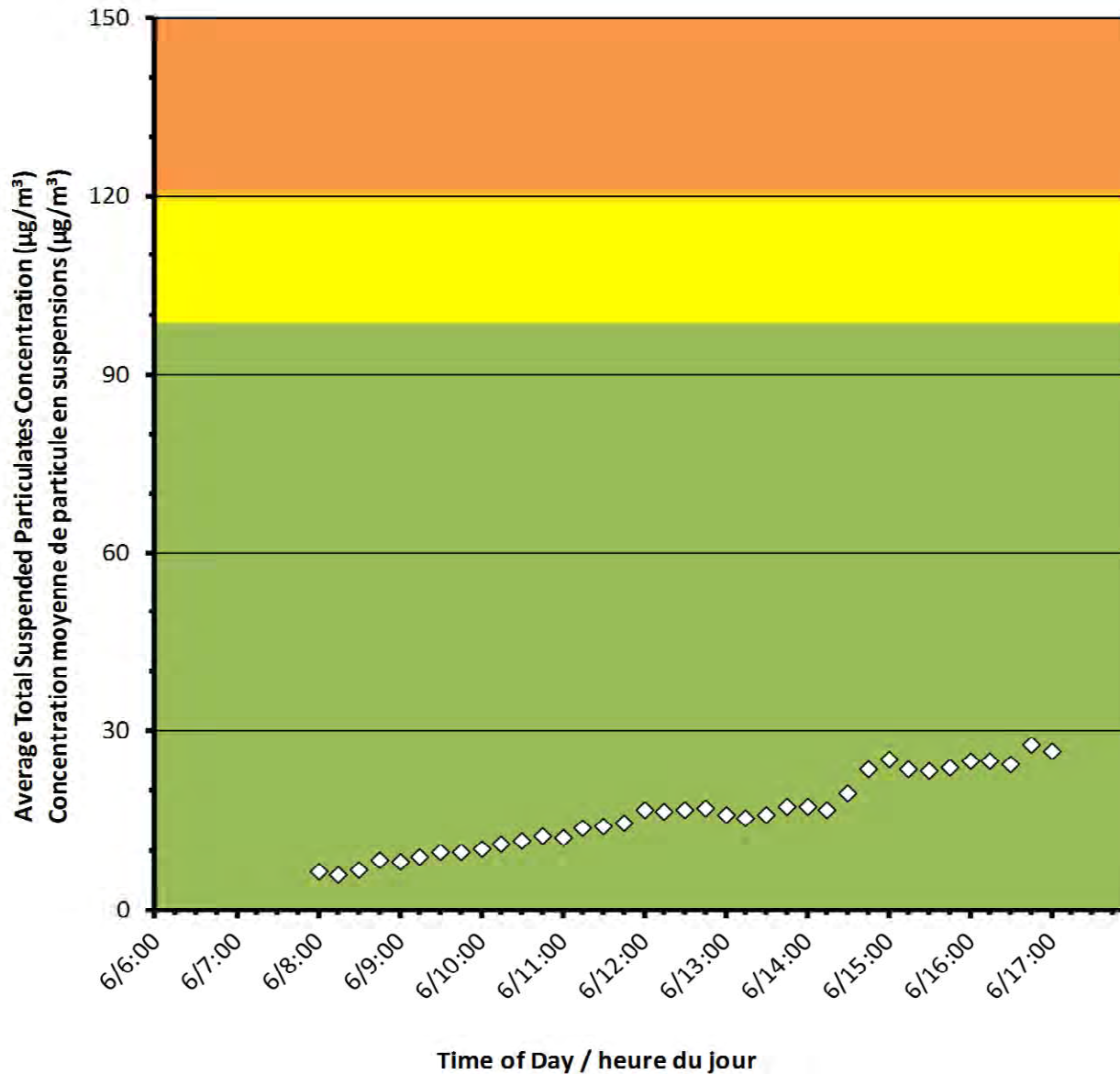
30	Maximum Concentration ($\mu\text{g}/\text{m}^3$) Concentration maximale ($\mu\text{g}/\text{m}^3$)
14	Average Concentration ($\mu\text{g}/\text{m}^3$) Concentration moyenne ($\mu\text{g}/\text{m}^3$)

Notes

No additional data. Aucune donnée additionnelle.



Monitor B/Station B



Port Granby Project Daily Dust Monitoring Data

Projet de Port Granby Surveillance journalière des particules en suspensions

2017/07/06

Daily Statistics/Statistiques journalières

28	Maximum Concentration (µg/m ³) Concentration maximale (µg/m ³)
14	Average Concentration (µg/m ³) Concentration moyenne (µg/m ³)

Notes

No additional data. Aucune donnée additionnelle.



Port Granby Project Daily Dust Monitoring Data

Projet de Port Granby Surveillance journalière des particules en suspensions

2017/07/06

Daily Statistics/Statistiques journalières

21

Maximum Concentration ($\mu\text{g}/\text{m}^3$)
Concentration maximale ($\mu\text{g}/\text{m}^3$)

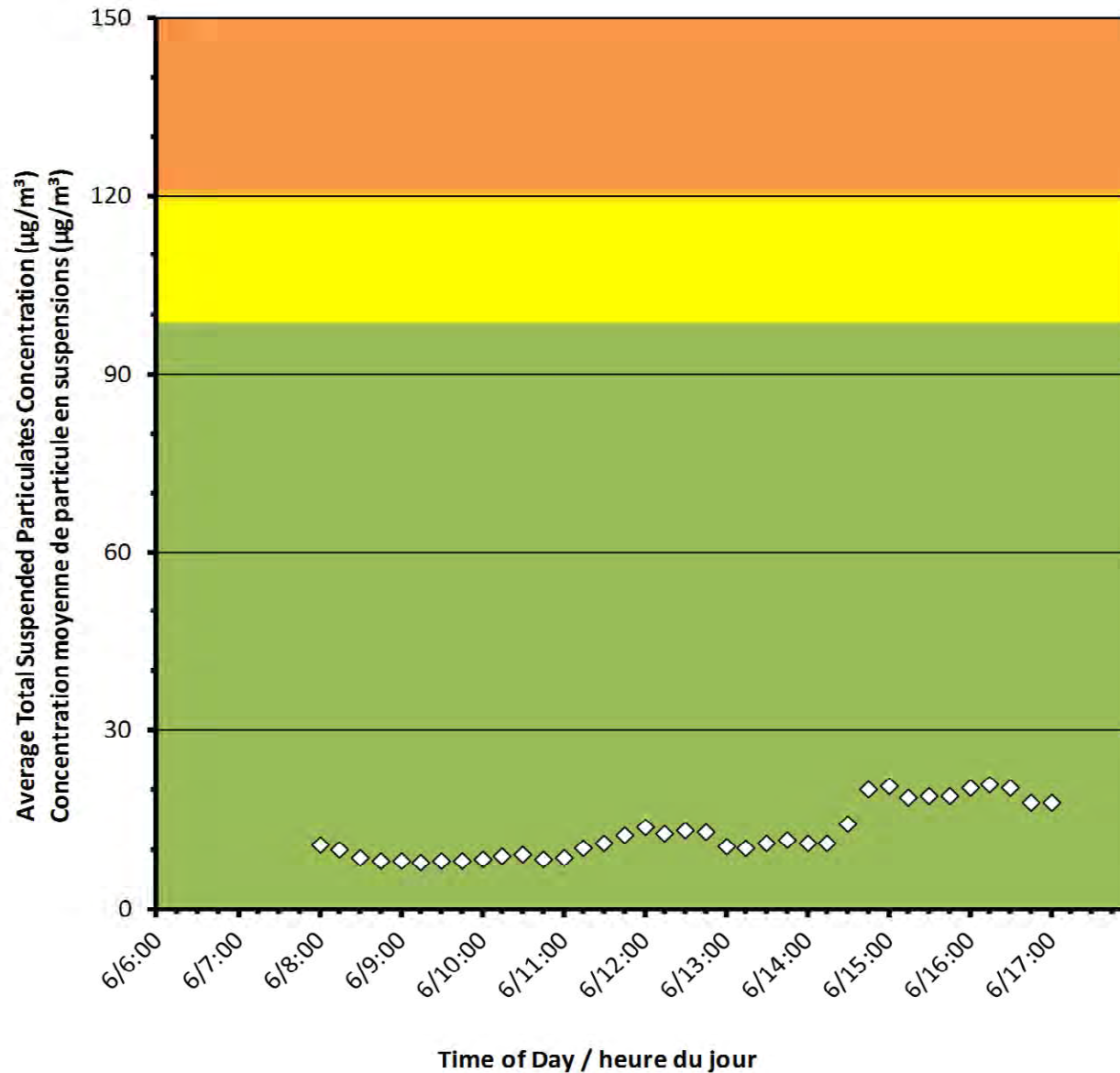
11

Average Concentration ($\mu\text{g}/\text{m}^3$)
Concentration moyenne ($\mu\text{g}/\text{m}^3$)

Notes

No additional data. Aucune donnée
additionnelle.

Monitor C/Station C





Port Granby Project Daily Dust Monitoring Data

Projet de Port Granby Surveillance journalière des particules en suspensions

2017/07/06

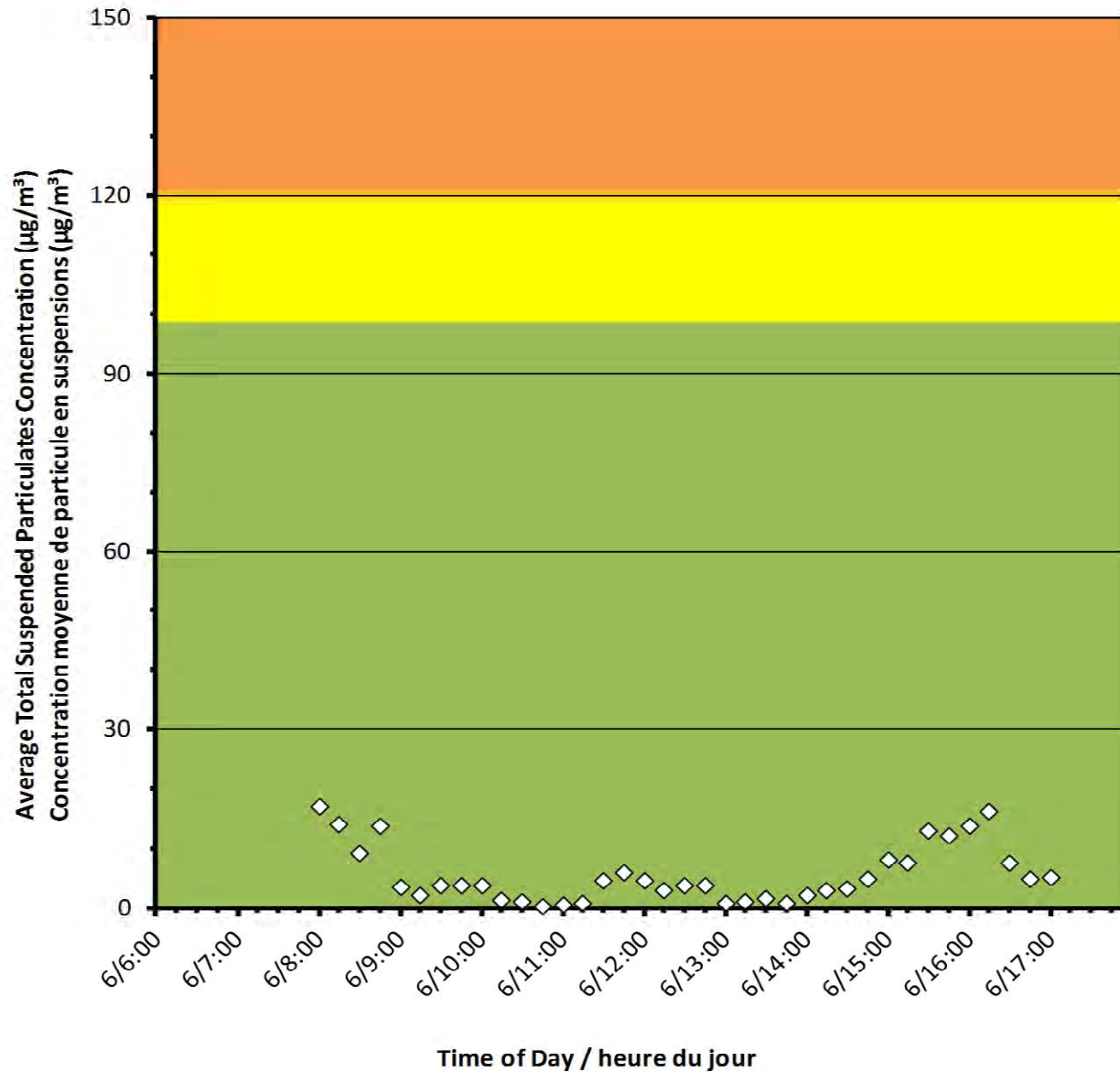
Daily Statistics/Statistiques journalières

17	Maximum Concentration ($\mu\text{g}/\text{m}^3$) Concentration maximale ($\mu\text{g}/\text{m}^3$)
5	Average Concentration ($\mu\text{g}/\text{m}^3$) Concentration moyenne ($\mu\text{g}/\text{m}^3$)

Notes

No additional data. Aucune donnée
additionnelle.

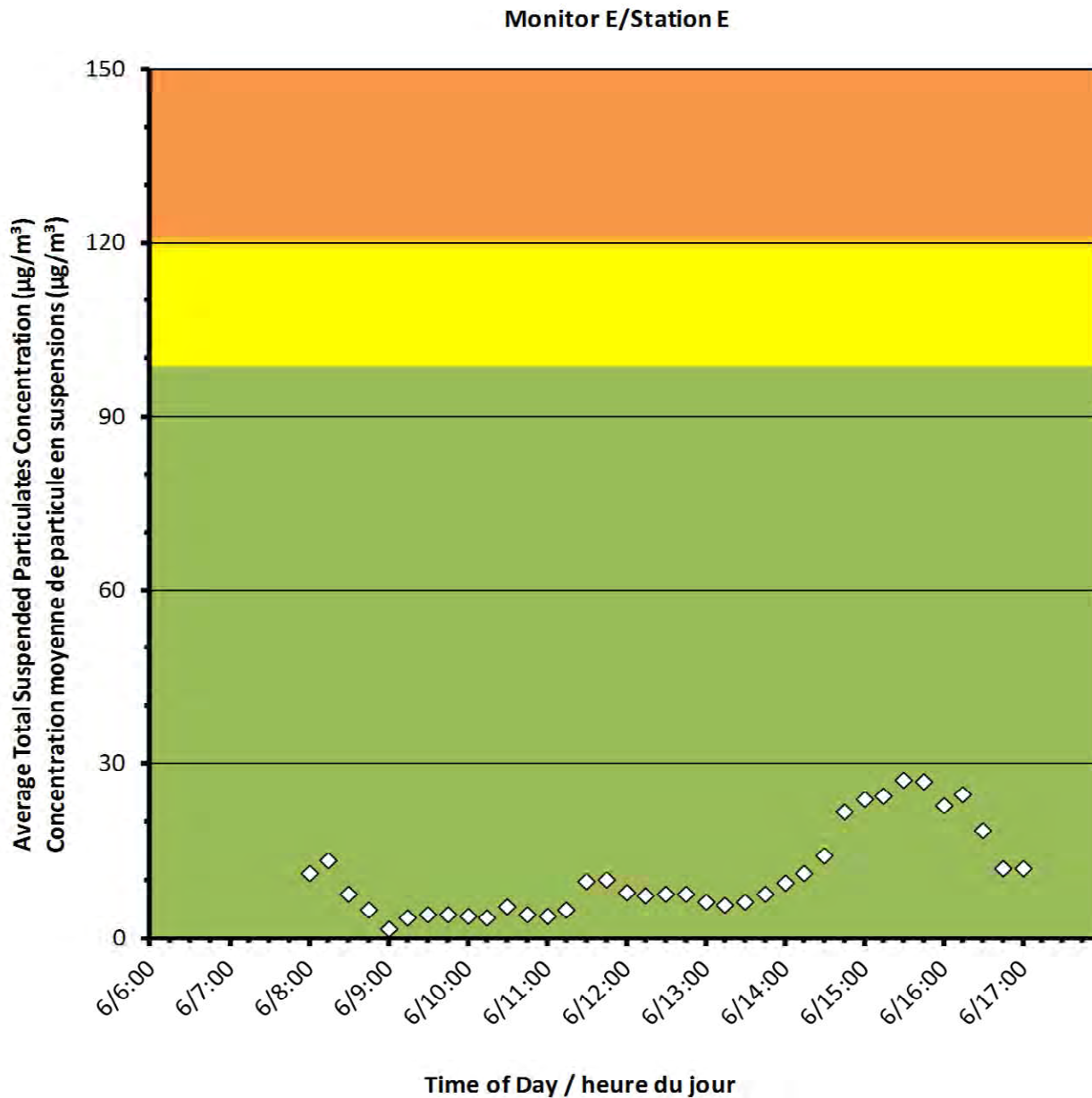
Monitor D/Station D



Port Granby Project
Daily Dust Monitoring Data

Projet de Port Granby
Surveillance journalière des
particules en suspensions

2017/07/06



Daily Statistics/Statistiques journalières

27	Maximum Concentration ($\mu\text{g}/\text{m}^3$) Concentration maximale ($\mu\text{g}/\text{m}^3$)
10	Average Concentration ($\mu\text{g}/\text{m}^3$) Concentration moyenne ($\mu\text{g}/\text{m}^3$)

Notes

No additional data. Aucune donnée additionnelle.



Port Granby Project Daily Dust Monitoring Data

Projet de Port Granby Surveillance journalière des particules en suspensions

2017/07/06

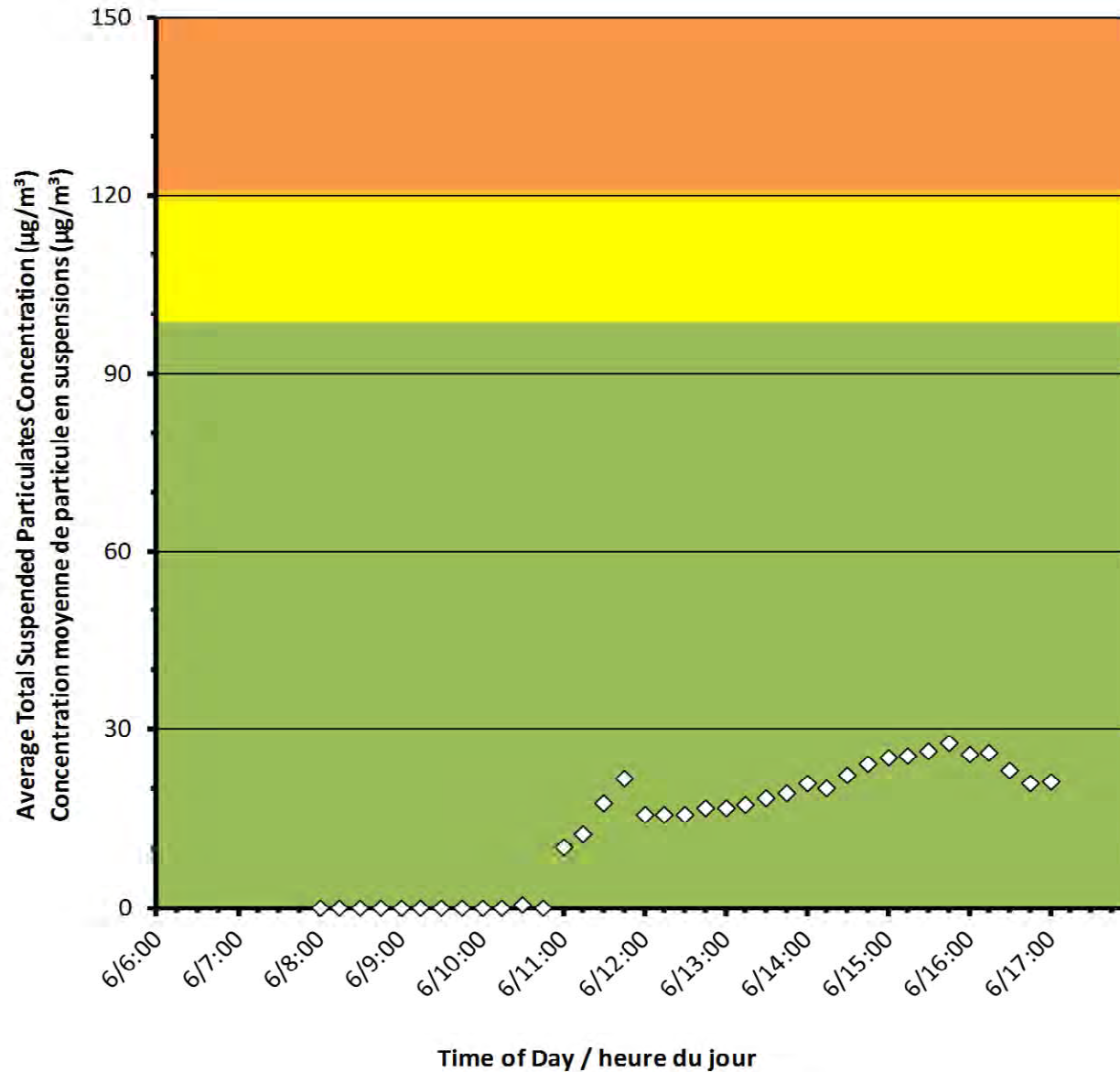
Daily Statistics/Statistiques journalières

28	Maximum Concentration ($\mu\text{g}/\text{m}^3$) Concentration maximale ($\mu\text{g}/\text{m}^3$)
12	Average Concentration ($\mu\text{g}/\text{m}^3$) Concentration moyenne ($\mu\text{g}/\text{m}^3$)

Notes

No additional data. Aucune donnée
additionnelle.

Monitor F/Station F





Port Granby Project

Daily Dust Monitoring Data




Projet de Port Granby

Surveillance journalière des particules en suspensions

2017/07/07

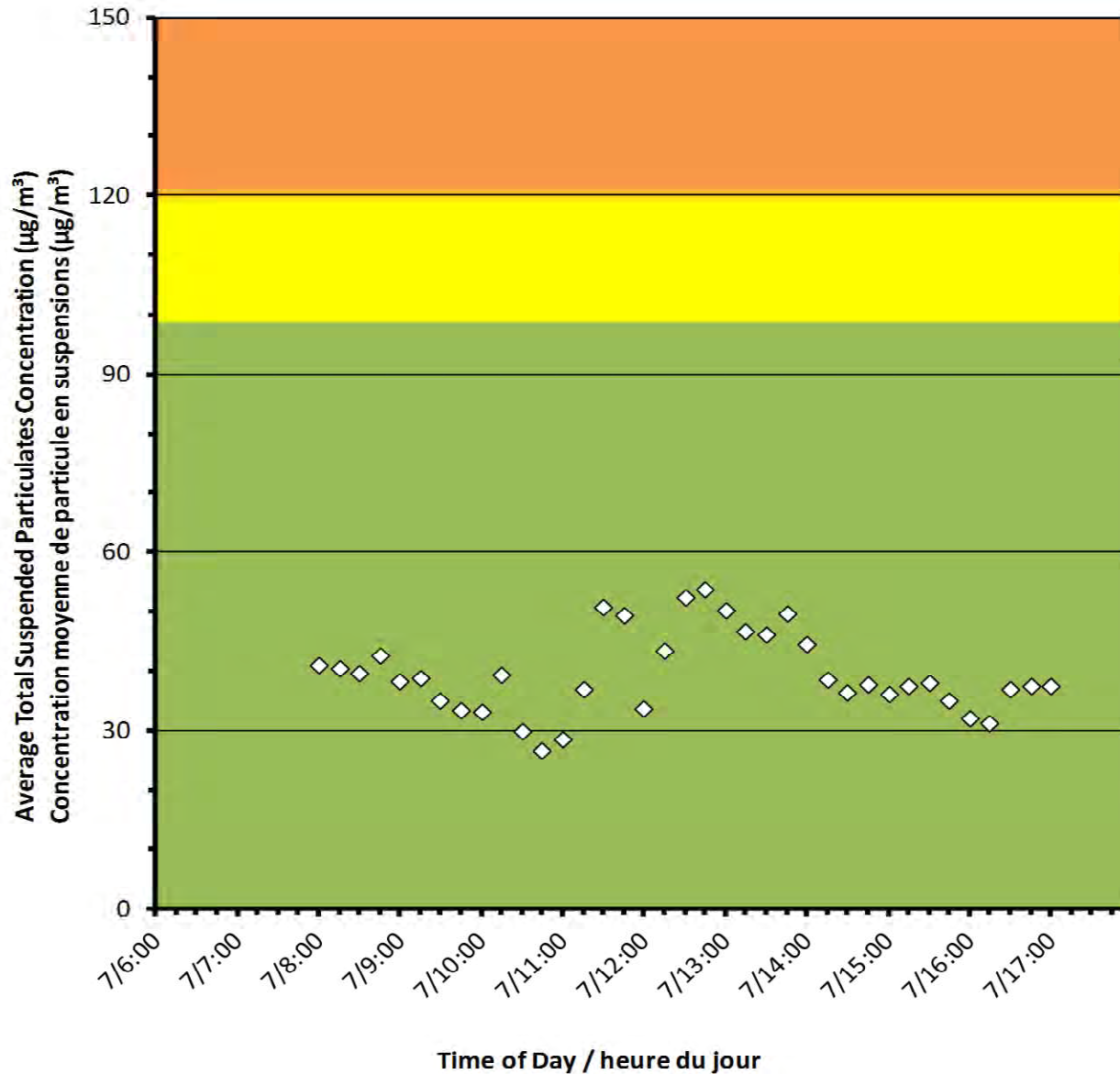


Legend/Légende

-  Independent Dust Monitoring
Surveillance indépendante
-  Work Site perimeter
Périmètre du chantier general.
-  CNL Controlled Area
Périmètre du site sous le control de LCN.



Monitor A/Station A



Port Granby Project Daily Dust Monitoring Data

Projet de Port Granby Surveillance journalière des particules en suspensions

2017/07/07

Daily Statistics/Statistiques journalières

54	Maximum Concentration (µg/m ³) Concentration maximale (µg/m ³)
35	Average Concentration (µg/m ³) Concentration moyenne (µg/m ³)

Notes

No additional data. Aucune donnée additionnelle.



Port Granby Project Daily Dust Monitoring Data

Projet de Port Granby Surveillance journalière des particules en suspensions

2017/07/07

Daily Statistics/Statistiques journalières

42

Maximum Concentration ($\mu\text{g}/\text{m}^3$)
Concentration maximale ($\mu\text{g}/\text{m}^3$)

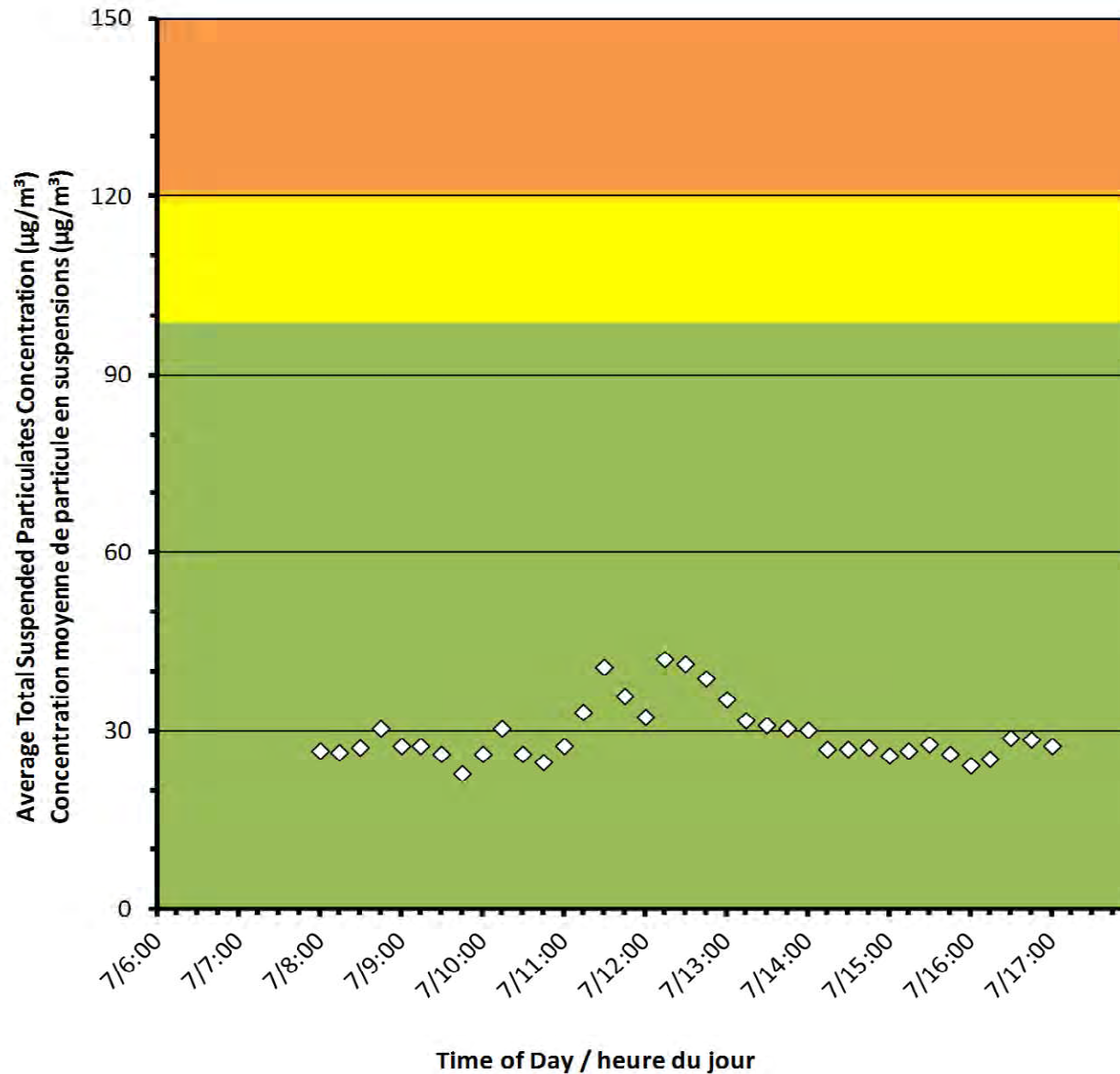
26

Average Concentration ($\mu\text{g}/\text{m}^3$)
Concentration moyenne ($\mu\text{g}/\text{m}^3$)

Notes

No additional data. Aucune donnée
additionnelle.

Monitor B/Station B

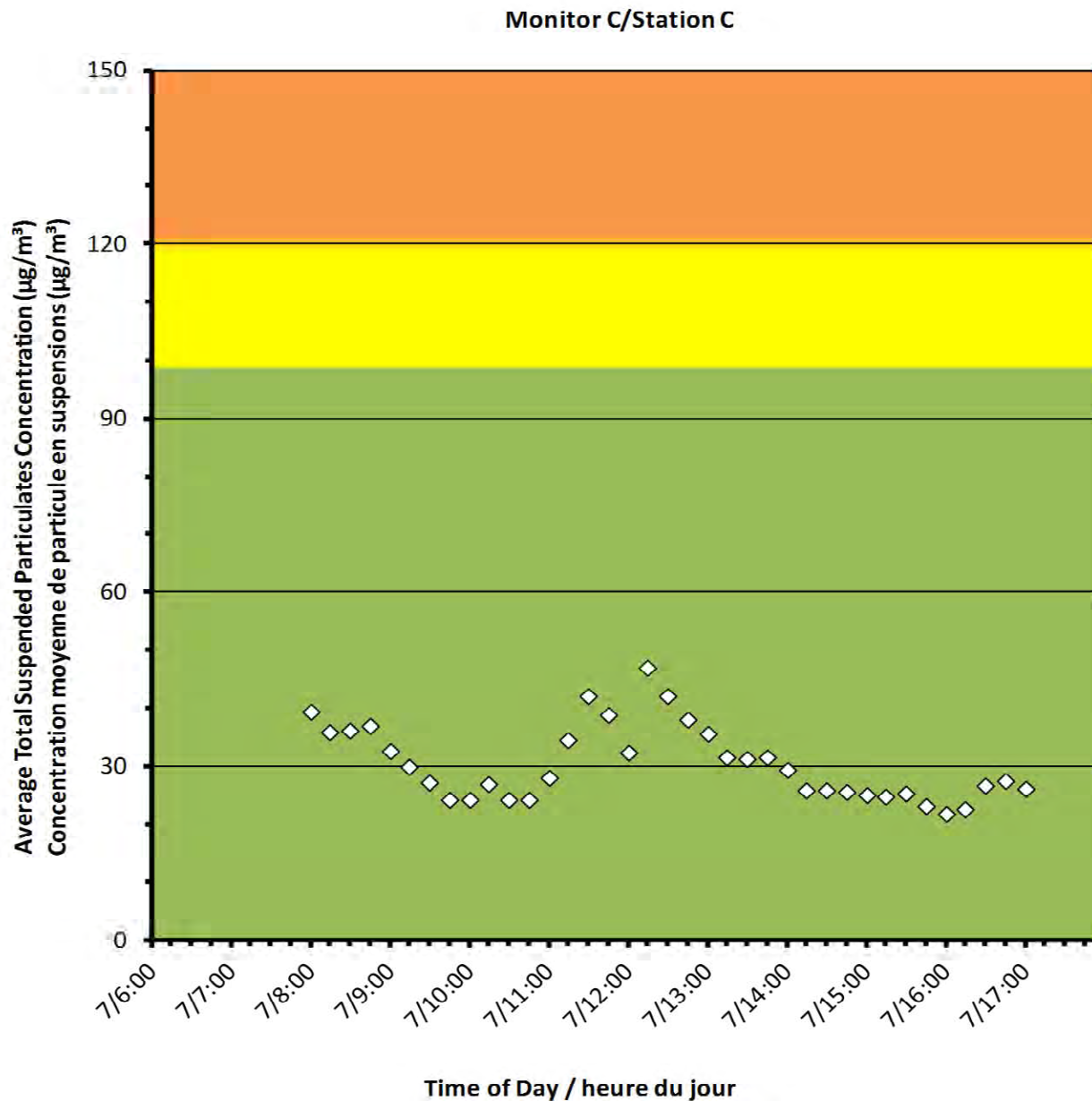




Port Granby Project Daily Dust Monitoring Data

Projet de Port Granby Surveillance journalière des particules en suspensions

2017/07/07



Daily Statistics/Statistiques journalières

47	Maximum Concentration ($\mu\text{g}/\text{m}^3$) Concentration maximale ($\mu\text{g}/\text{m}^3$)
27	Average Concentration ($\mu\text{g}/\text{m}^3$) Concentration moyenne ($\mu\text{g}/\text{m}^3$)

Notes

No additional data. Aucune donnée additionnelle.

Port Granby Project
Daily Dust Monitoring Data

Projet de Port Granby
Surveillance journalière des
particules en suspensions

2017/07/07

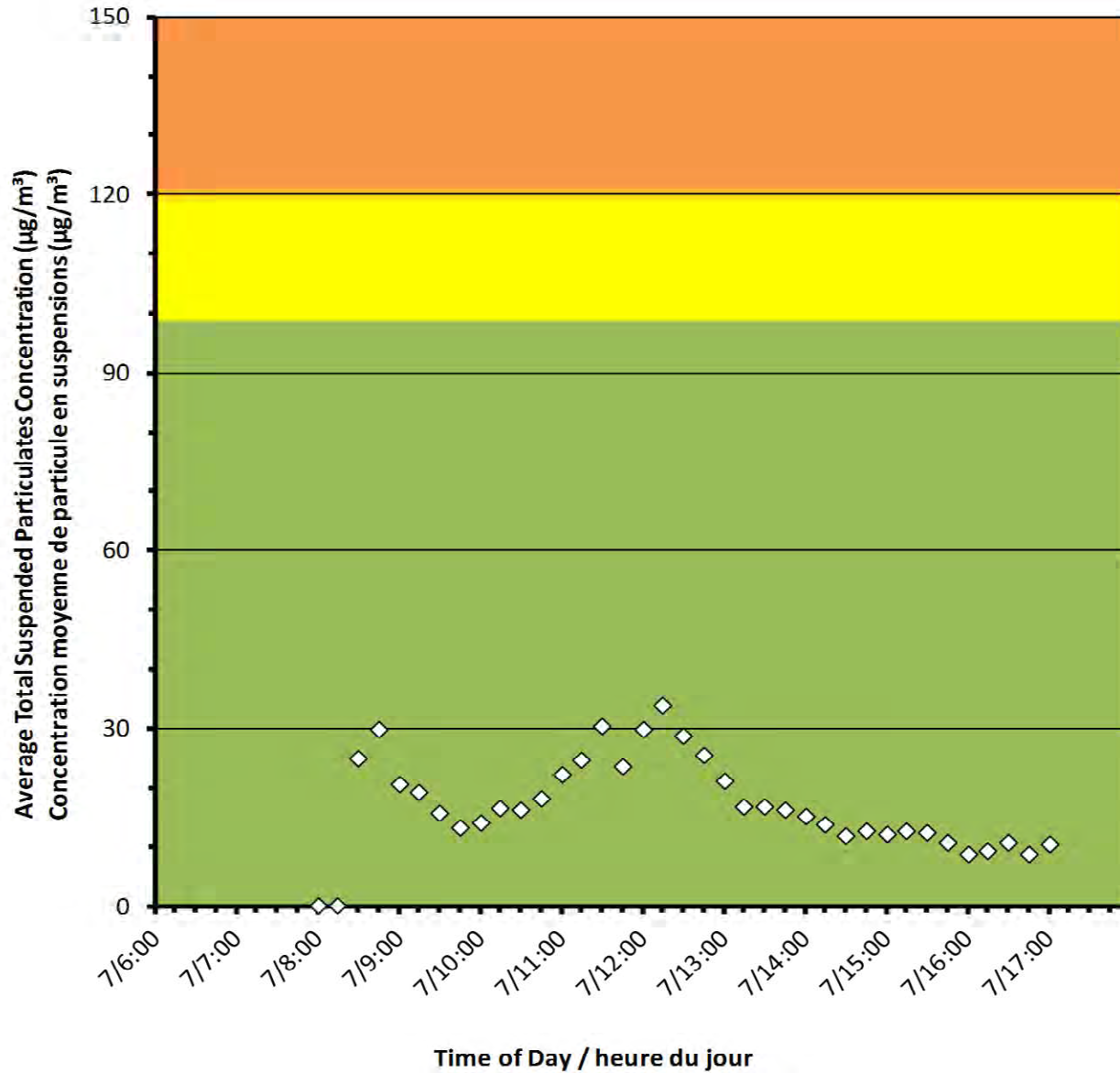
Daily Statistics/Statistiques journalières

34	Maximum Concentration ($\mu\text{g}/\text{m}^3$) Concentration maximale ($\mu\text{g}/\text{m}^3$)
15	Average Concentration ($\mu\text{g}/\text{m}^3$) Concentration moyenne ($\mu\text{g}/\text{m}^3$)

Notes

No additional data. Aucune donnée additionnelle.

Monitor D/Station D





Port Granby Project Daily Dust Monitoring Data

Projet de Port Granby Surveillance journalière des particules en suspensions

2017/07/07

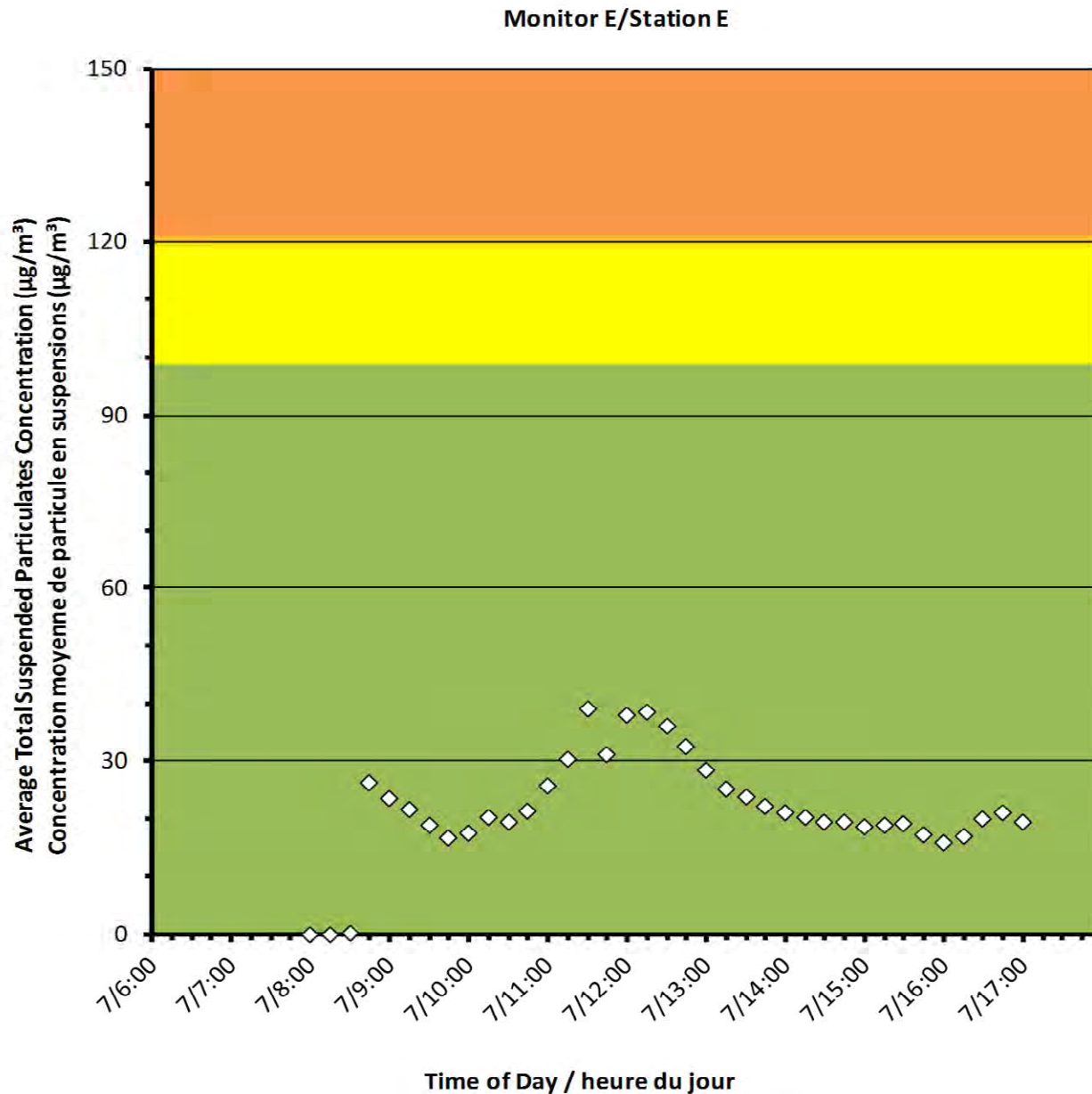
Daily Statistics/Statistiques journalières

39

Maximum Concentration ($\mu\text{g}/\text{m}^3$)
Concentration maximale ($\mu\text{g}/\text{m}^3$)

19

Average Concentration ($\mu\text{g}/\text{m}^3$)
Concentration moyenne ($\mu\text{g}/\text{m}^3$)



Notes

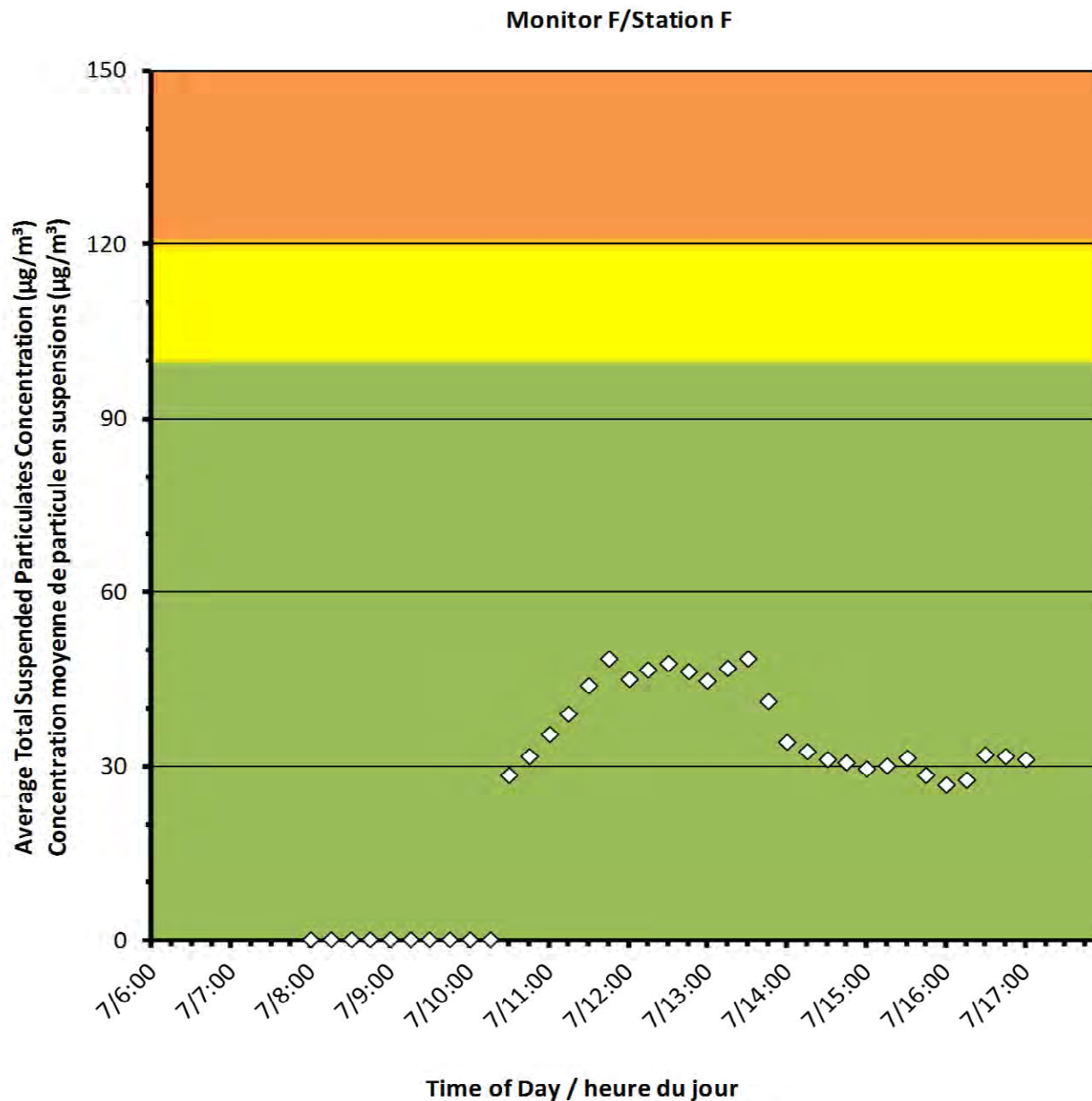
No additional data. Aucune donnée
additionnelle.



Port Granby Project Daily Dust Monitoring Data

Projet de Port Granby Surveillance journalière des particules en suspensions

2017/07/07



Daily Statistics/Statistiques journalières

49	Maximum Concentration ($\mu\text{g}/\text{m}^3$) Concentration maximale ($\mu\text{g}/\text{m}^3$)
24	Average Concentration ($\mu\text{g}/\text{m}^3$) Concentration moyenne ($\mu\text{g}/\text{m}^3$)

Notes

No additional data. Aucune donnée additionnelle.



Port Granby Project

Daily Dust Monitoring Data




Projet de Port Granby

Surveillance journalière des particules en suspensions

2017/07/10



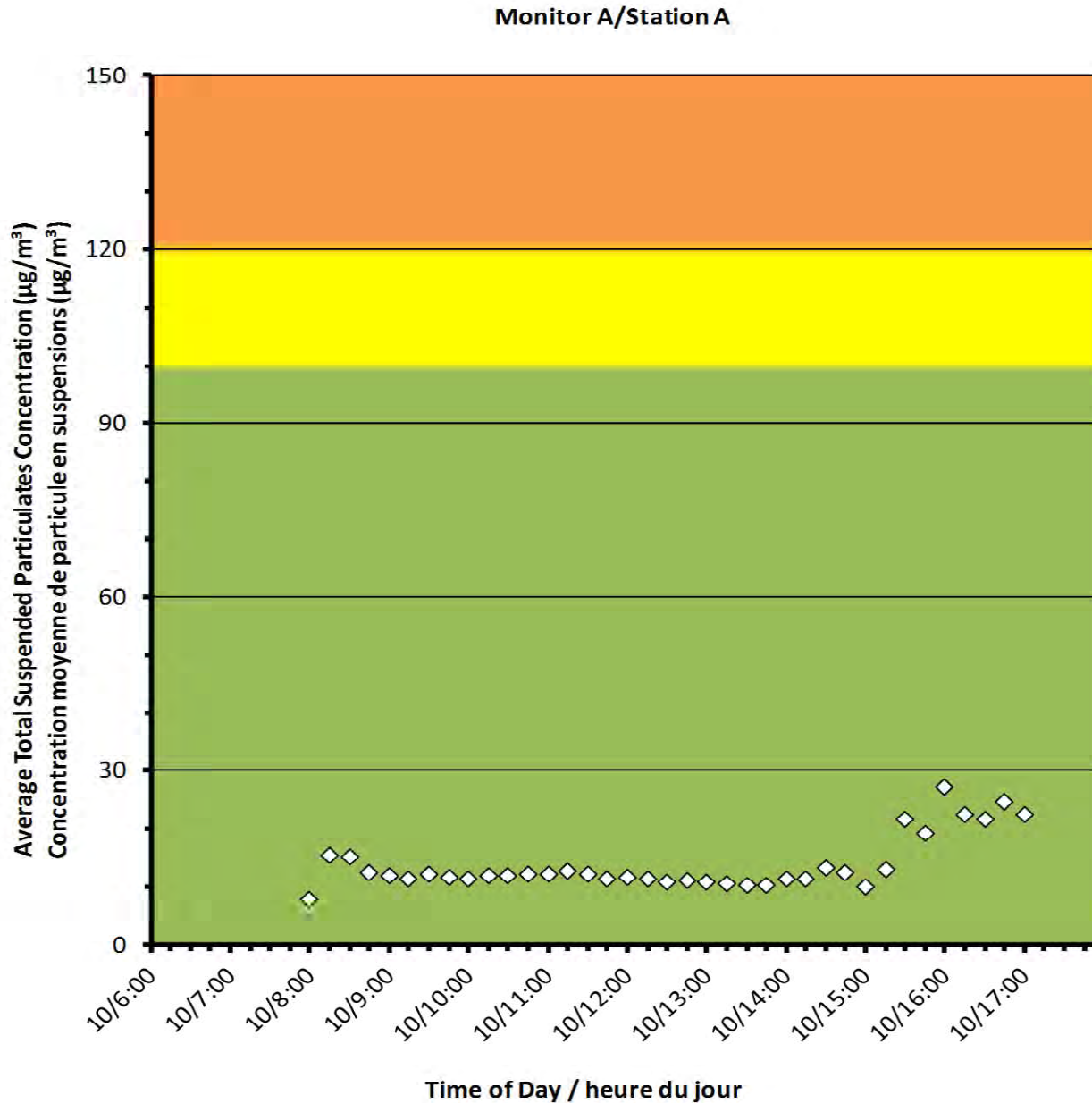
Legend/Légende

-  Independent Dust Monitoring
Surveillance indépendante
-  Work Site perimeter
Périmètre du chantier general.
-  CNL Controlled Area
Périmètre du site sous le control de LCN.

Port Granby Project
Daily Dust Monitoring Data

Projet de Port Granby
Surveillance journalière des
particules en suspensions

2017/07/10



Daily Statistics/Statistiques journalières

27	Maximum Concentration ($\mu\text{g}/\text{m}^3$) Concentration maximale ($\mu\text{g}/\text{m}^3$)
12	Average Concentration ($\mu\text{g}/\text{m}^3$) Concentration moyenne ($\mu\text{g}/\text{m}^3$)

Notes

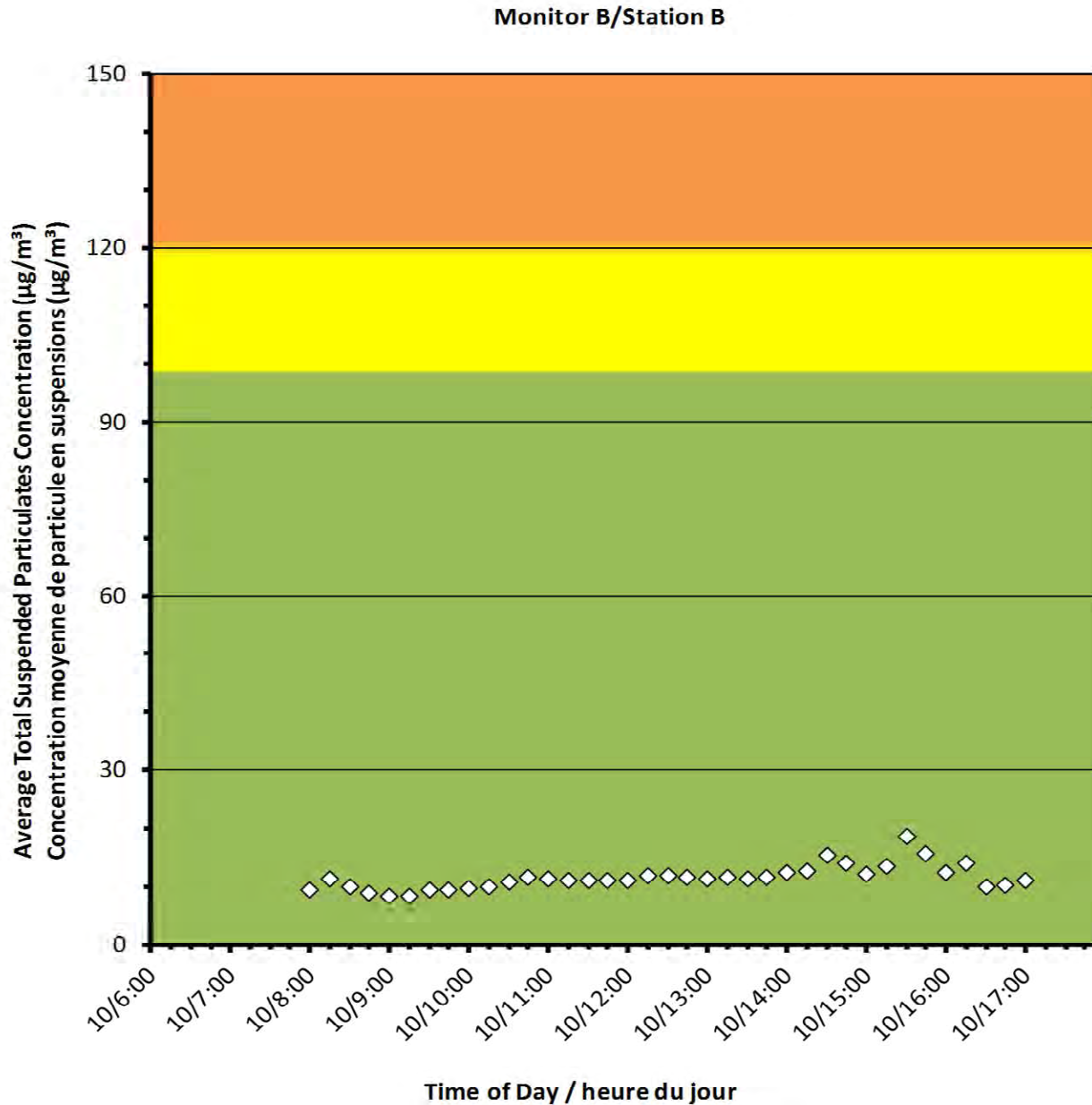
No additional data. Aucune donnée additionnelle.



Port Granby Project Daily Dust Monitoring Data

Projet de Port Granby Surveillance journalière des particules en suspensions

2017/07/10



Daily Statistics/Statistiques journalières

19

Maximum Concentration ($\mu\text{g}/\text{m}^3$)
Concentration maximale ($\mu\text{g}/\text{m}^3$)

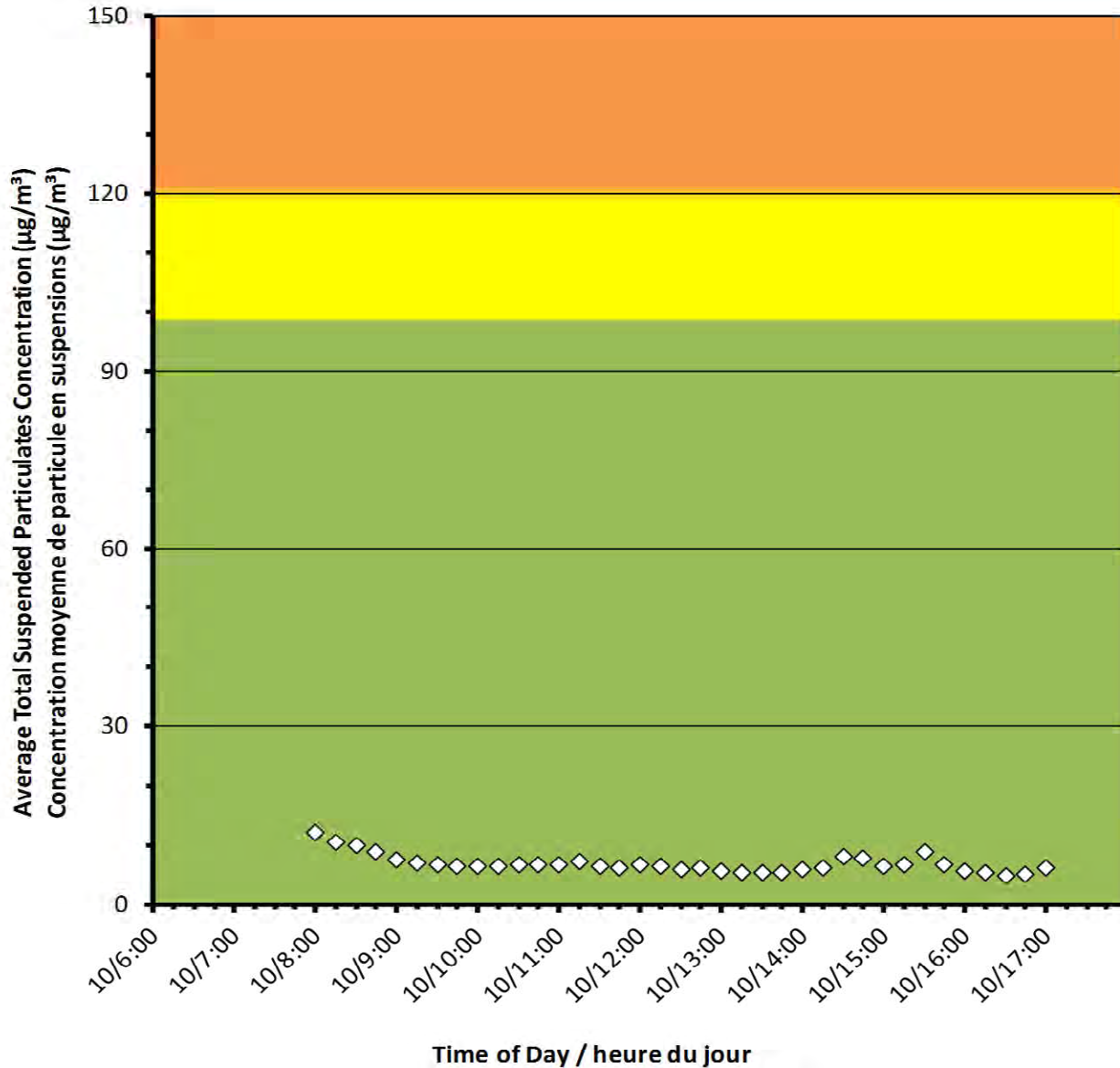
10

Average Concentration ($\mu\text{g}/\text{m}^3$)
Concentration moyenne ($\mu\text{g}/\text{m}^3$)

Notes

No additional data. Aucune donnée additionnelle.

Monitor C/Station C



Port Granby Project
Daily Dust Monitoring Data

Projet de Port Granby
Surveillance journalière des
particules en suspensions

2017/07/10

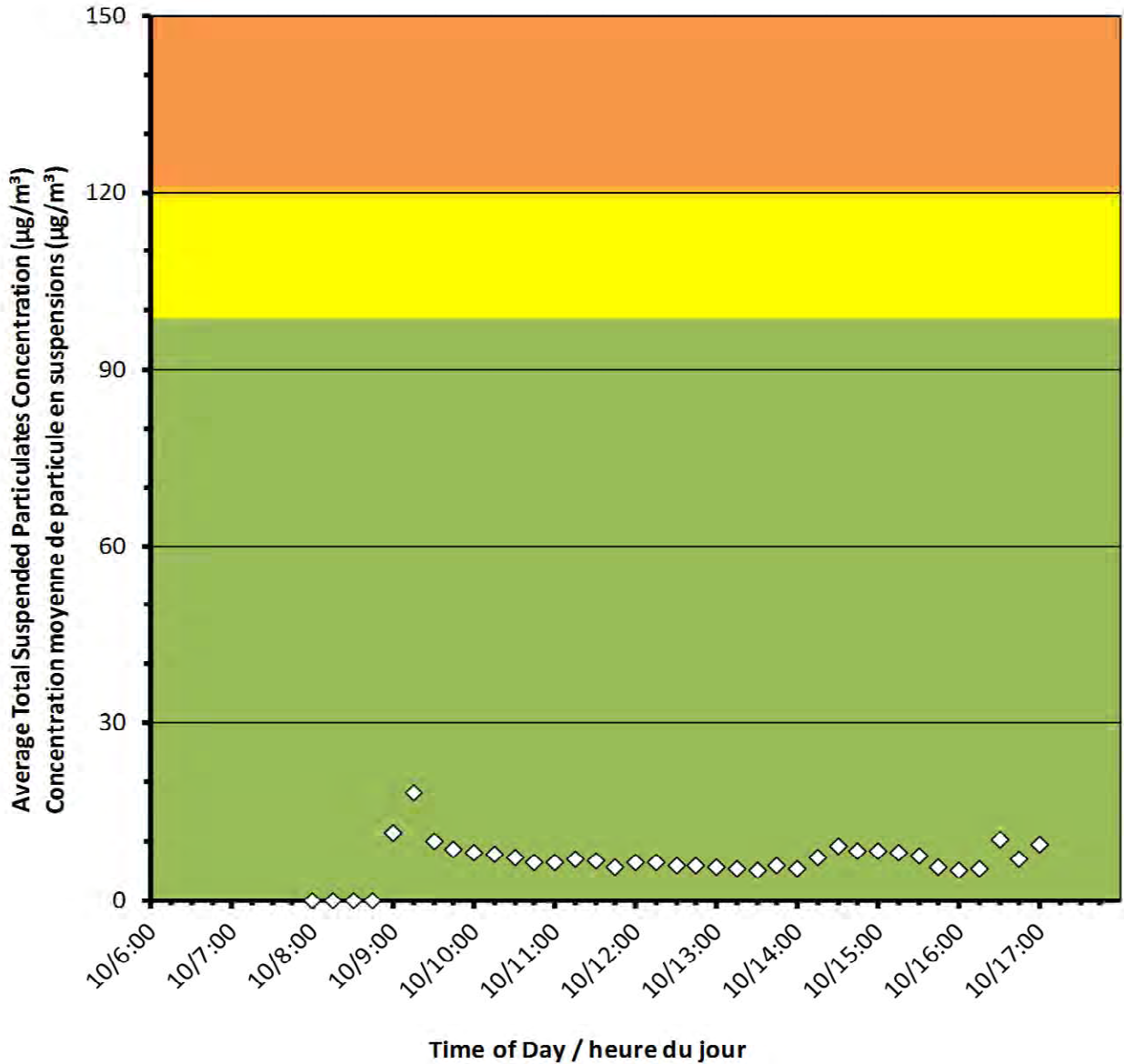
Daily Statistics/Statistiques journalières

12	Maximum Concentration (µg/m ³) Concentration maximale (µg/m ³)
6	Average Concentration (µg/m ³) Concentration moyenne (µg/m ³)

Notes

No additional data. Aucune donnée additionnelle.

Monitor D/Station D



Port Granby Project
Daily Dust Monitoring Data

Projet de Port Granby
Surveillance journalière des
particules en suspensions

2017/07/10

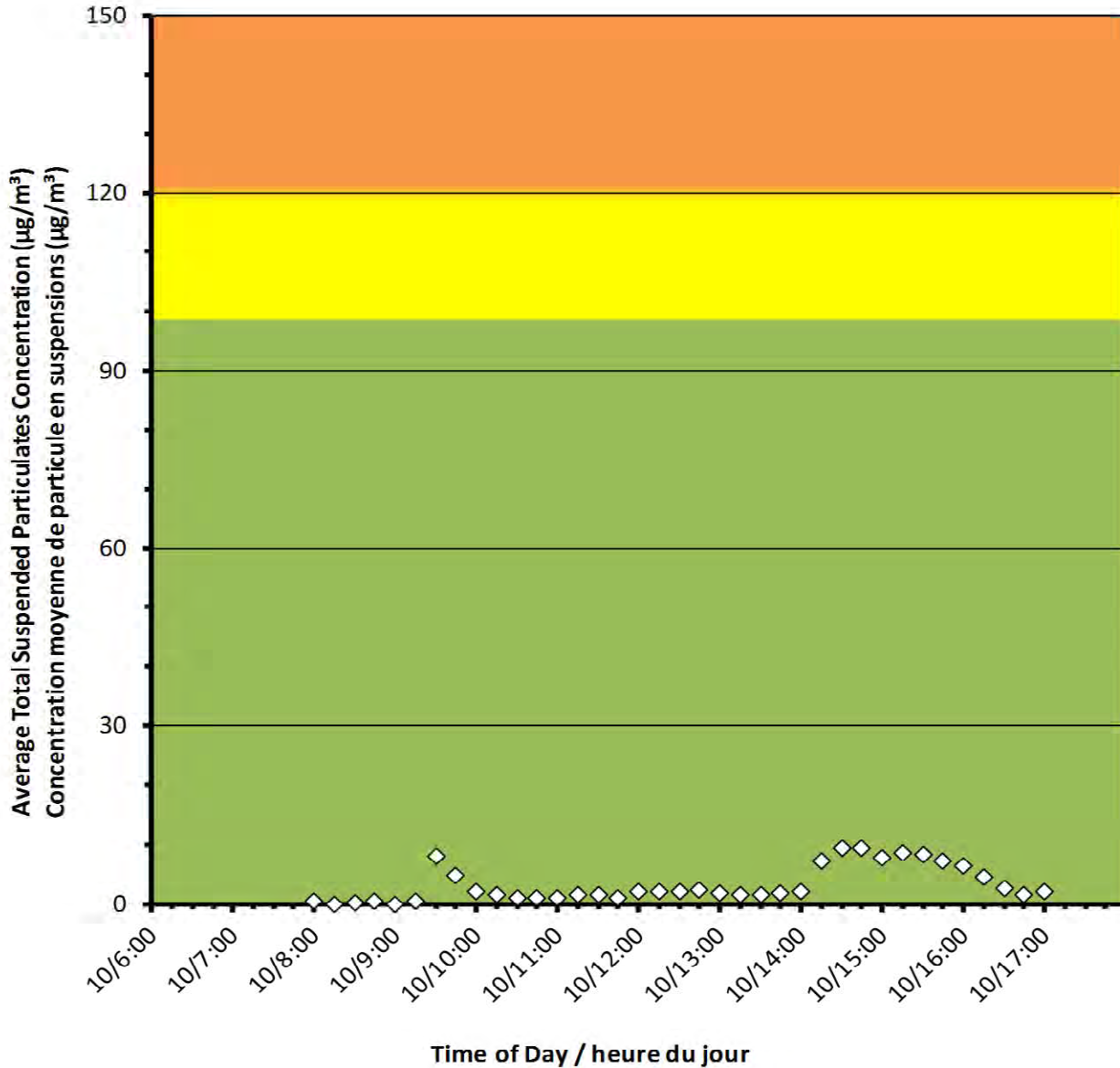
Daily Statistics/Statistiques journalières

18	Maximum Concentration (µg/m ³) Concentration maximale (µg/m ³)
6	Average Concentration (µg/m ³) Concentration moyenne (µg/m ³)

Notes

No additional data. Aucune donnée additionnelle.

Monitor E/Station E



**Port Granby Project
Daily Dust Monitoring Data**

**Projet de Port Granby
Surveillance journalière des
particules en suspensions**

2017/07/10

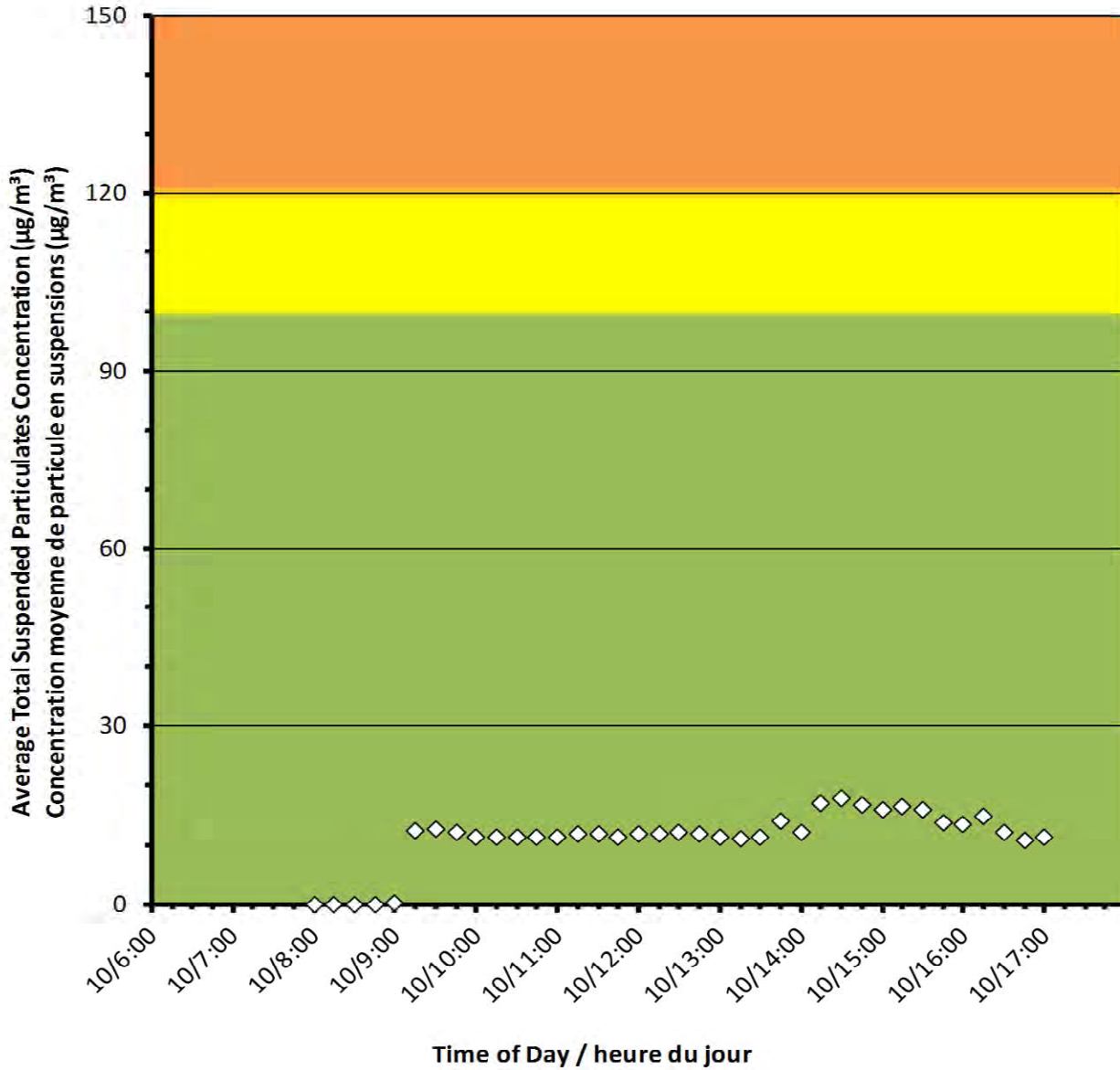
Daily Statistics/Statistiques journalières

10	Maximum Concentration (µg/m ³) Concentration maximale (µg/m ³)
3	Average Concentration (µg/m ³) Concentration moyenne (µg/m ³)

Notes

No additional data. Aucune donnée additionnelle.

Monitor F/Station F



Port Granby Project
Daily Dust Monitoring Data

Projet de Port Granby
Surveillance journalière des
particules en suspensions

2017/07/10

Daily Statistics/Statistiques journalières

18	Maximum Concentration (µg/m ³) Concentration maximale (µg/m ³)
10	Average Concentration (µg/m ³) Concentration moyenne (µg/m ³)

Notes

No additional data. Aucune donnée additionnelle.



Port Granby Project

Daily Dust Monitoring Data




Projet de Port Granby

Surveillance journalière des particules en suspensions

2017/07/11



Legend/Légende

-  Independent Dust Monitoring
Surveillance indépendante
-  Work Site perimeter
Périmètre du chantier general.
-  CNL Controlled Area
Périmètre du site sous le control de LCN.

Port Granby Project
Daily Dust Monitoring Data

Projet de Port Granby
Surveillance journalière des
particules en suspensions

2017/07/11

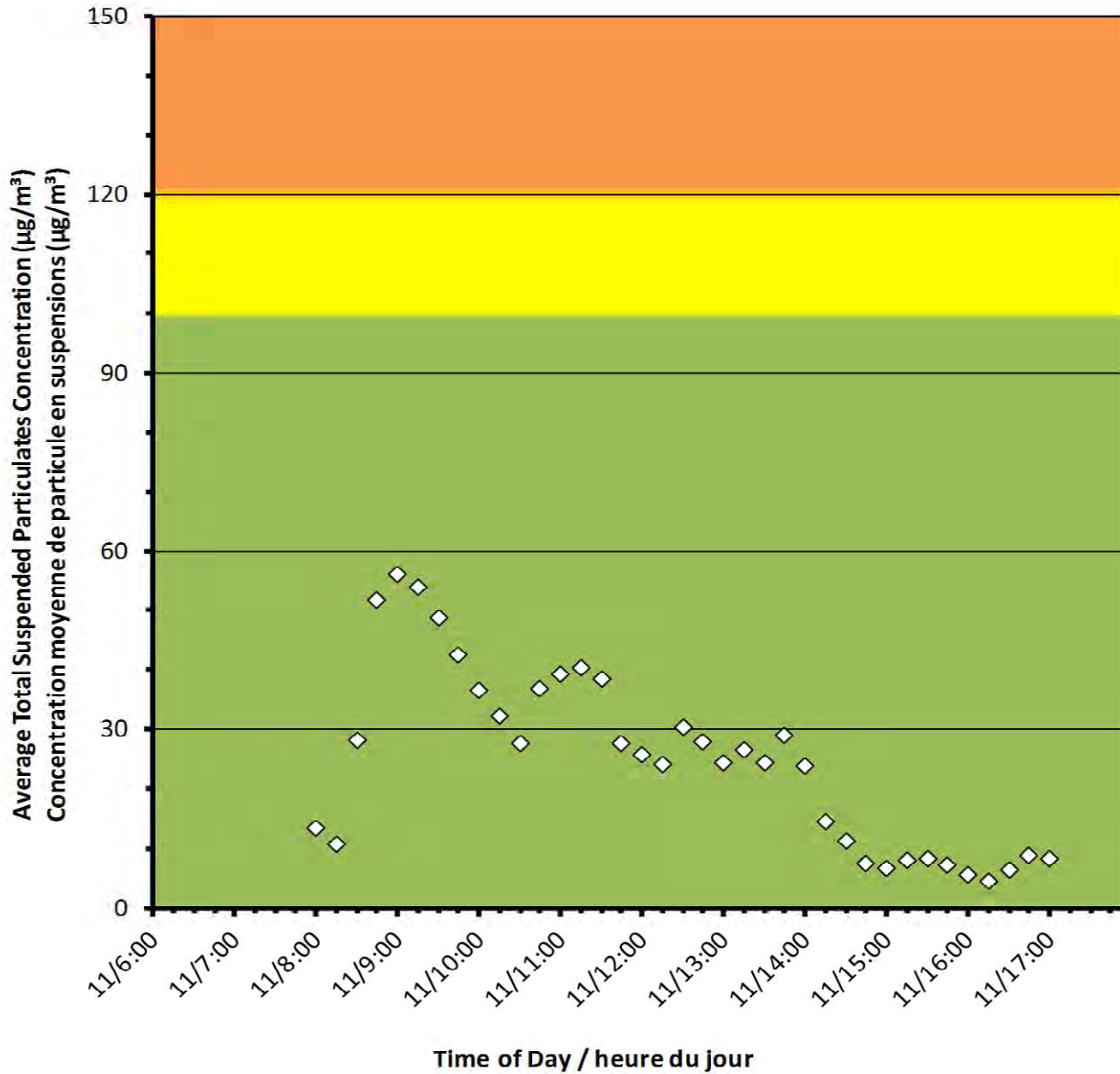
Daily Statistics/Statistiques journalières

56	Maximum Concentration ($\mu\text{g}/\text{m}^3$) Concentration maximale ($\mu\text{g}/\text{m}^3$)
22	Average Concentration ($\mu\text{g}/\text{m}^3$) Concentration moyenne ($\mu\text{g}/\text{m}^3$)

Notes

No additional data. Aucune donnée additionnelle.

Monitor A/Station A





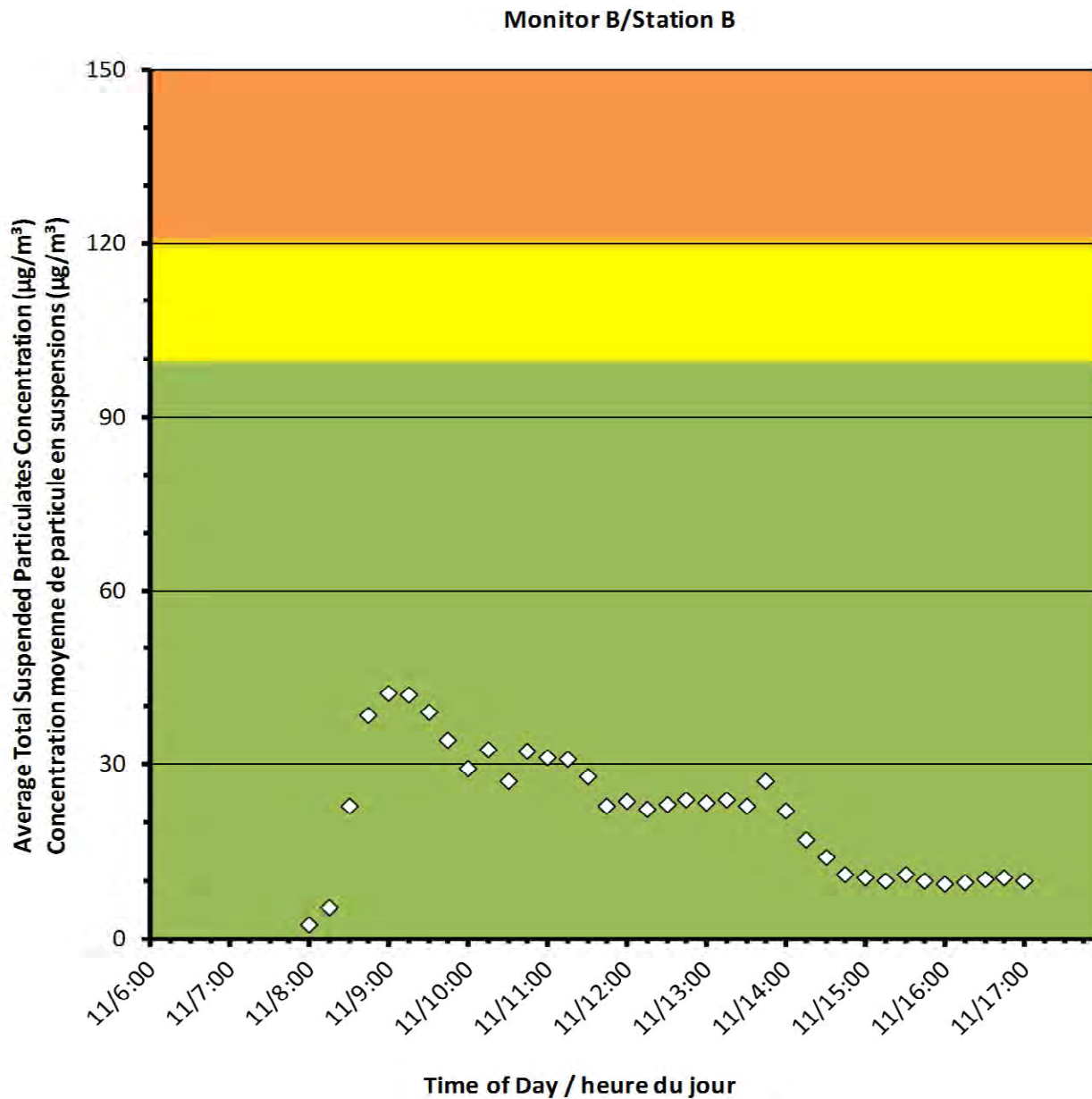
Port Granby Project Daily Dust Monitoring Data

Projet de Port Granby Surveillance journalière des particules en suspensions

2017/07/11

Daily Statistics/Statistiques journalières

42	Maximum Concentration ($\mu\text{g}/\text{m}^3$) Concentration maximale ($\mu\text{g}/\text{m}^3$)
19	Average Concentration ($\mu\text{g}/\text{m}^3$) Concentration moyenne ($\mu\text{g}/\text{m}^3$)



Notes

No additional data. Aucune donnée additionnelle.

Port Granby Project
Daily Dust Monitoring Data

Projet de Port Granby
Surveillance journalière des
particules en suspensions

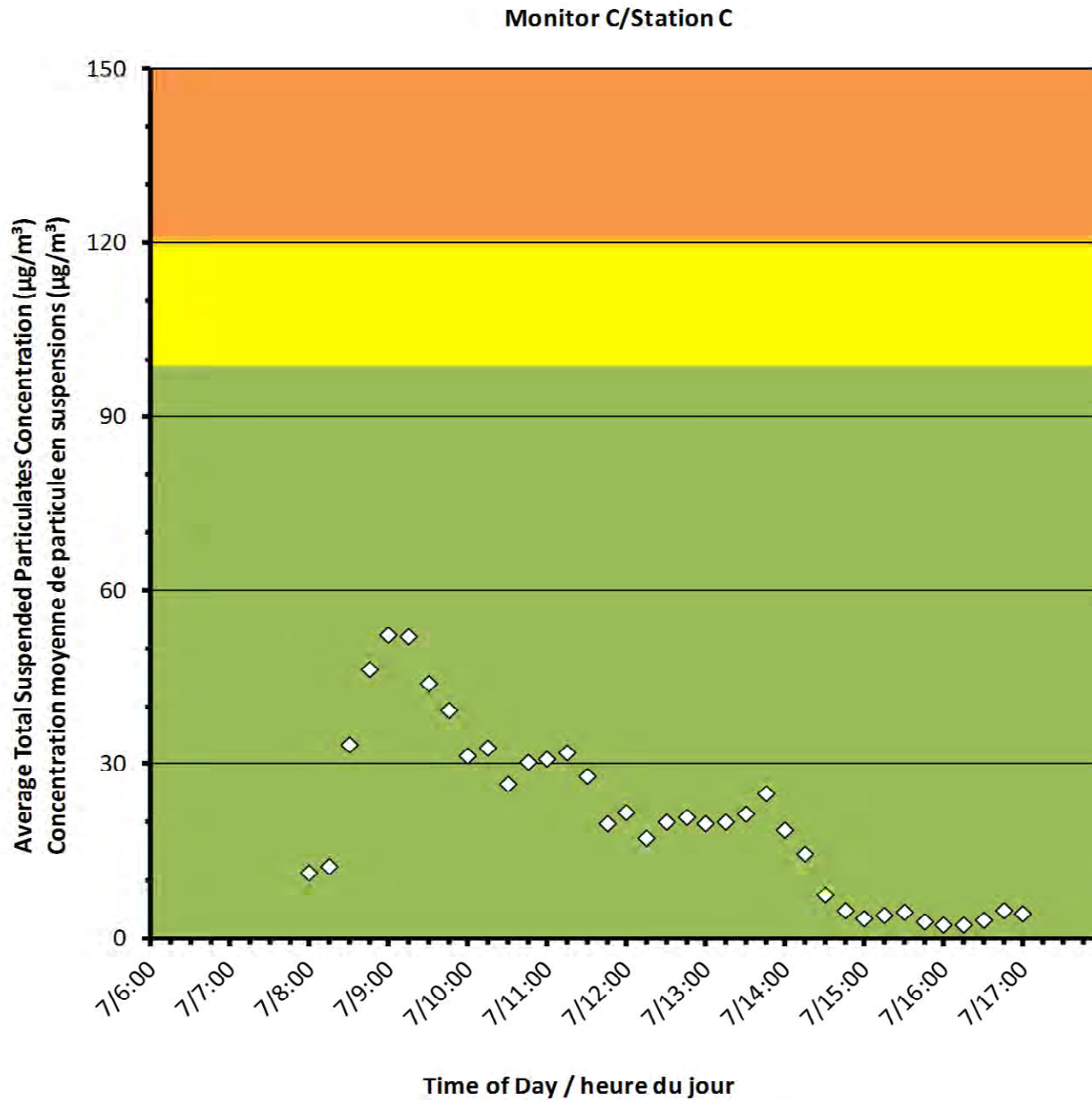
2017/07/11

Daily Statistics/Statistiques journalières

53	Maximum Concentration ($\mu\text{g}/\text{m}^3$) Concentration maximale ($\mu\text{g}/\text{m}^3$)
19	Average Concentration ($\mu\text{g}/\text{m}^3$) Concentration moyenne ($\mu\text{g}/\text{m}^3$)

Notes

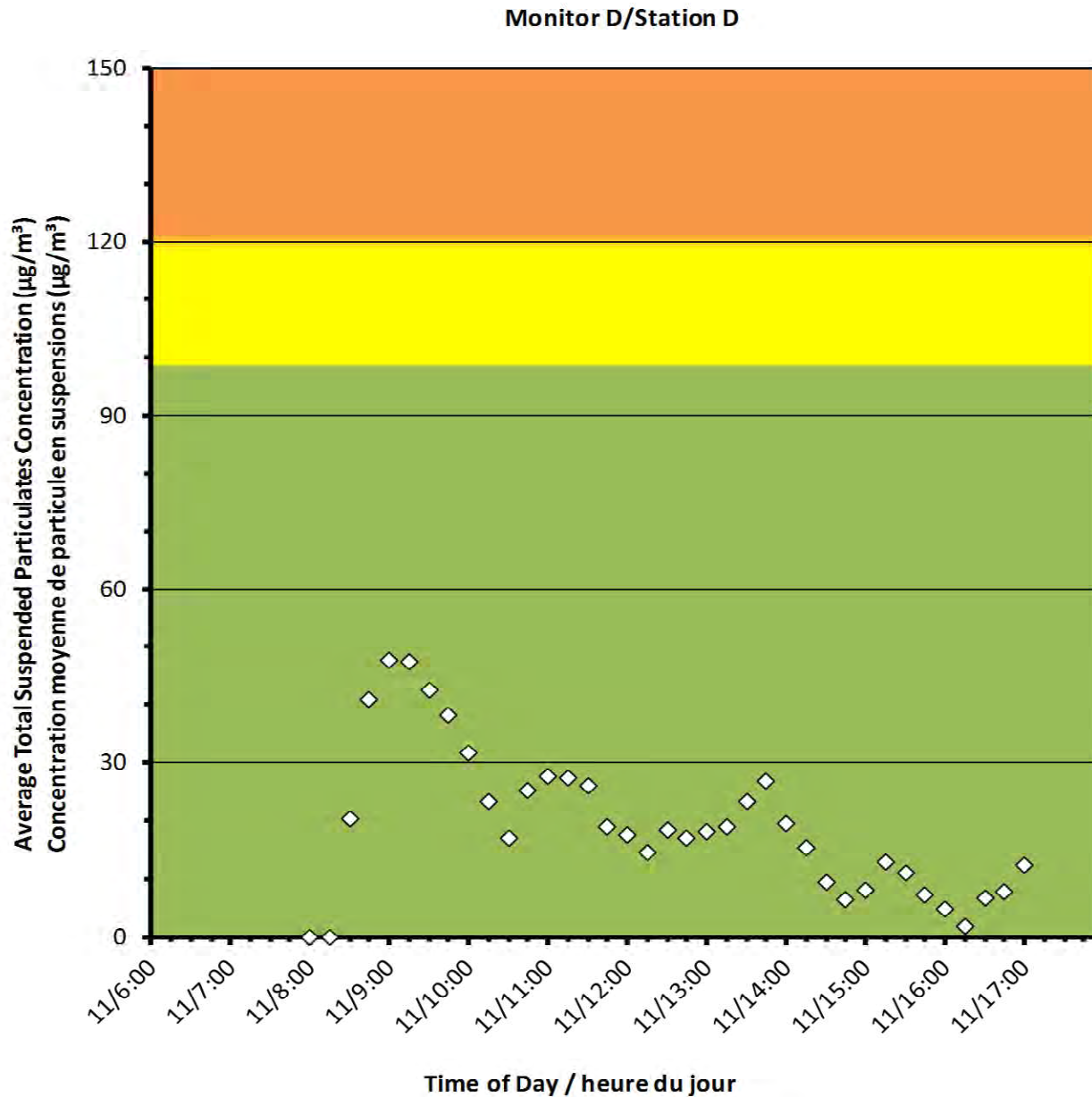
No additional data. Aucune donnée additionnelle.



Port Granby Project
Daily Dust Monitoring Data

Projet de Port Granby
Surveillance journalière des
particules en suspensions

2017/07/11



Daily Statistics/Statistiques journalières

48	Maximum Concentration (µg/m ³) Concentration maximale (µg/m ³)
17	Average Concentration (µg/m ³) Concentration moyenne (µg/m ³)

Notes

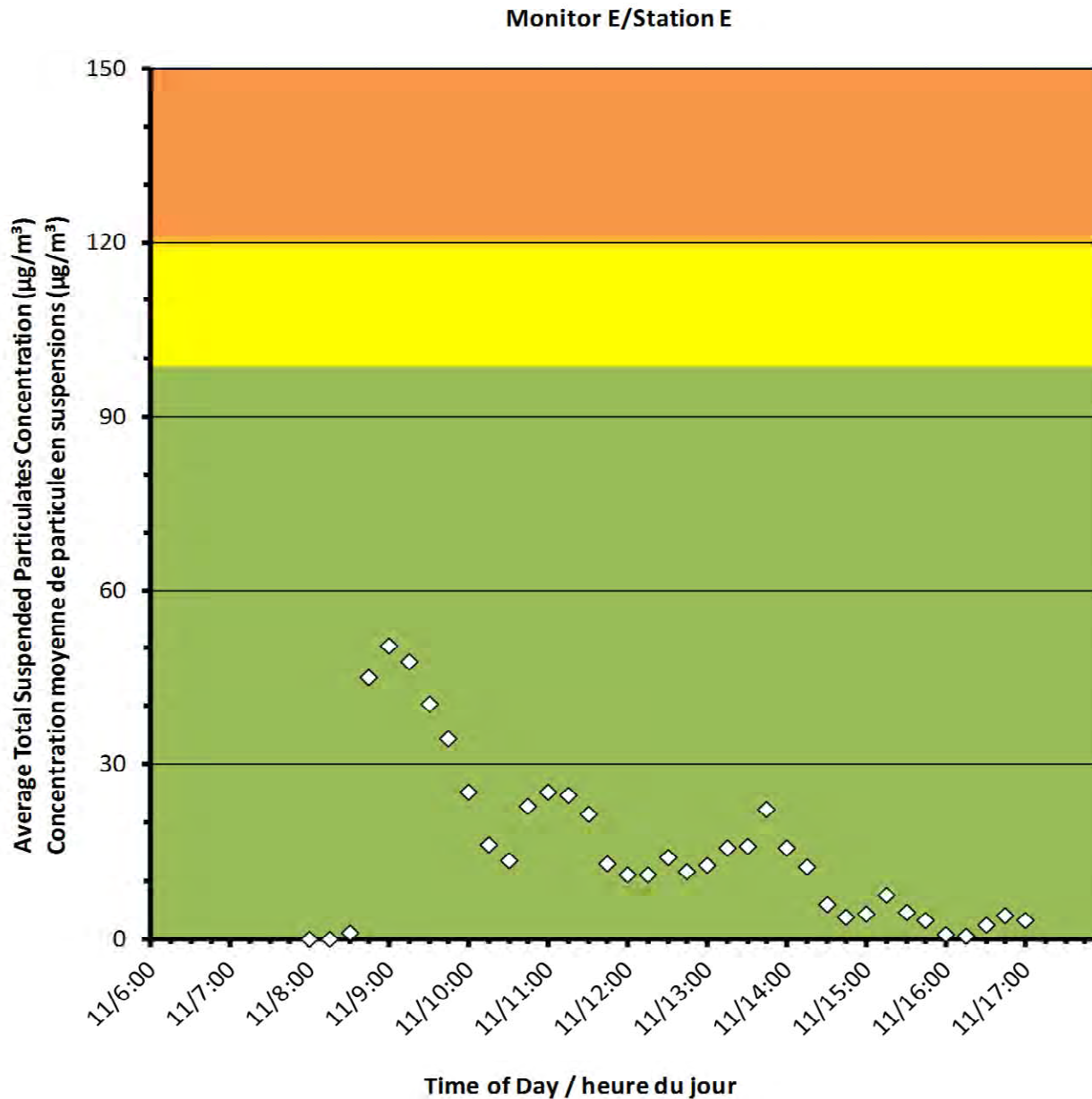
No additional data. Aucune donnée additionnelle.



Port Granby Project Daily Dust Monitoring Data

Projet de Port Granby Surveillance journalière des particules en suspensions

2017/07/11



Daily Statistics/Statistiques journalières

50	Maximum Concentration ($\mu\text{g}/\text{m}^3$) Concentration maximale ($\mu\text{g}/\text{m}^3$)
14	Average Concentration ($\mu\text{g}/\text{m}^3$) Concentration moyenne ($\mu\text{g}/\text{m}^3$)

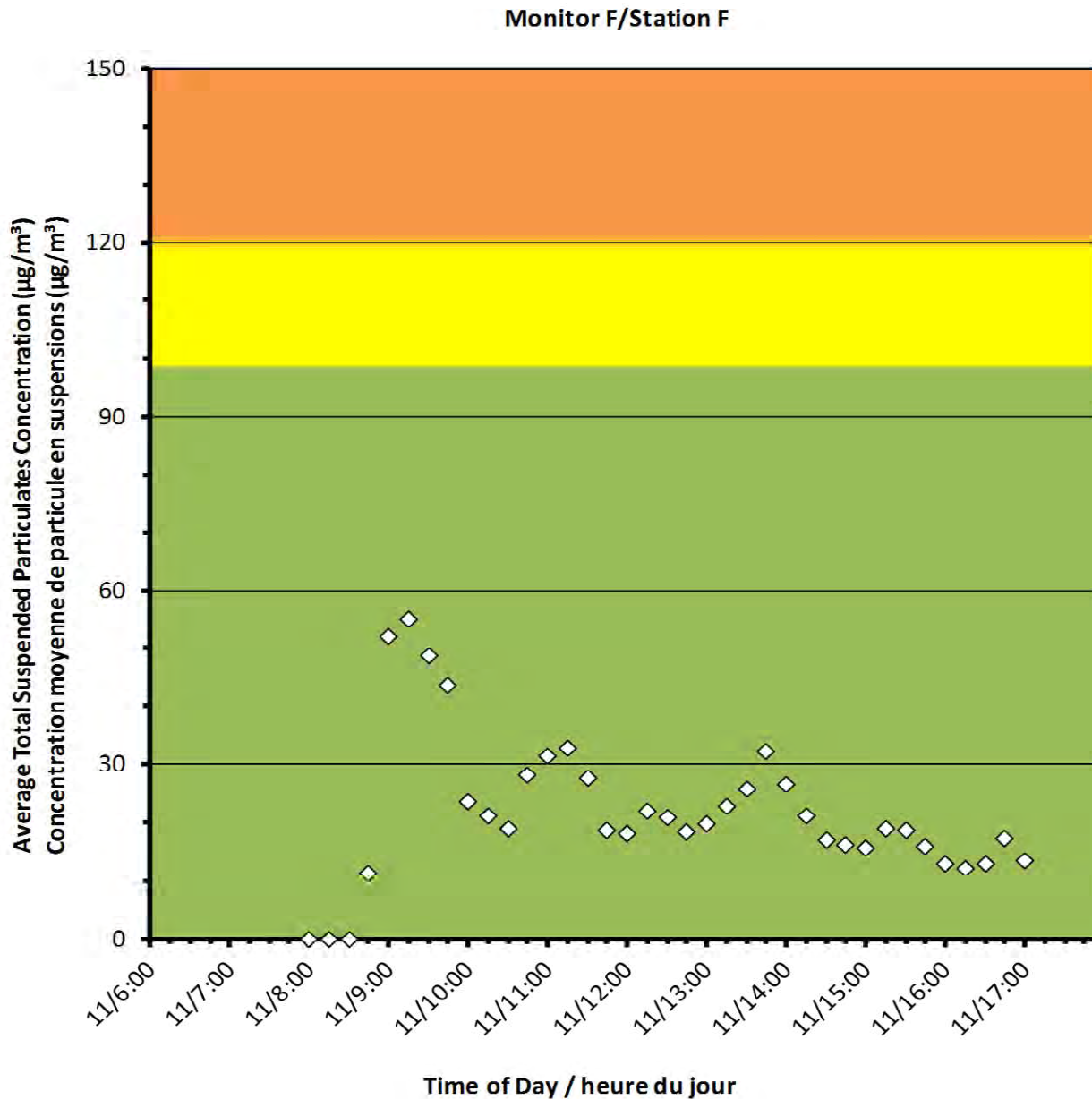
Notes

No additional data. Aucune donnée additionnelle.

Port Granby Project
Daily Dust Monitoring Data

Projet de Port Granby
Surveillance journalière des
particules en suspensions

2017/07/11



Daily Statistics/Statistiques journalières

55	Maximum Concentration ($\mu\text{g}/\text{m}^3$) Concentration maximale ($\mu\text{g}/\text{m}^3$)
20	Average Concentration ($\mu\text{g}/\text{m}^3$) Concentration moyenne ($\mu\text{g}/\text{m}^3$)

Notes

No additional data. Aucune donnée additionnelle.



Port Granby Project

Daily Dust Monitoring Data




Projet de Port Granby

Surveillance journalière des particules en suspensions

2017/07/12

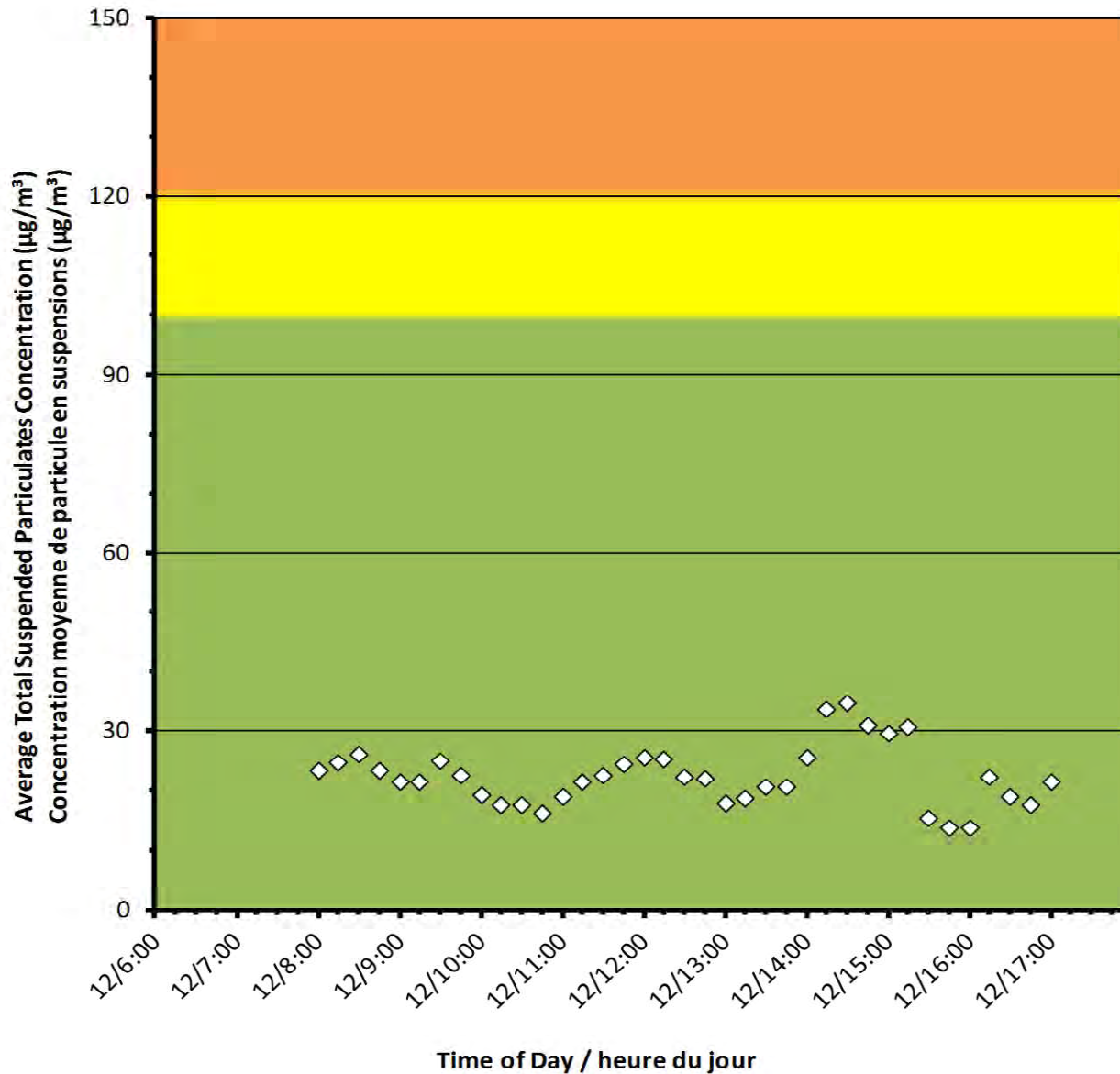


Legend/Légende

-  Independent Dust Monitoring
Surveillance indépendante
-  Work Site perimeter
Périmètre du chantier general.
-  CNL Controlled Area
Périmètre du site sous le control de LCN.



Monitor A/Station A



Port Granby Project Daily Dust Monitoring Data

Projet de Port Granby Surveillance journalière des particules en suspensions

2017/07/12

Daily Statistics/Statistiques journalières

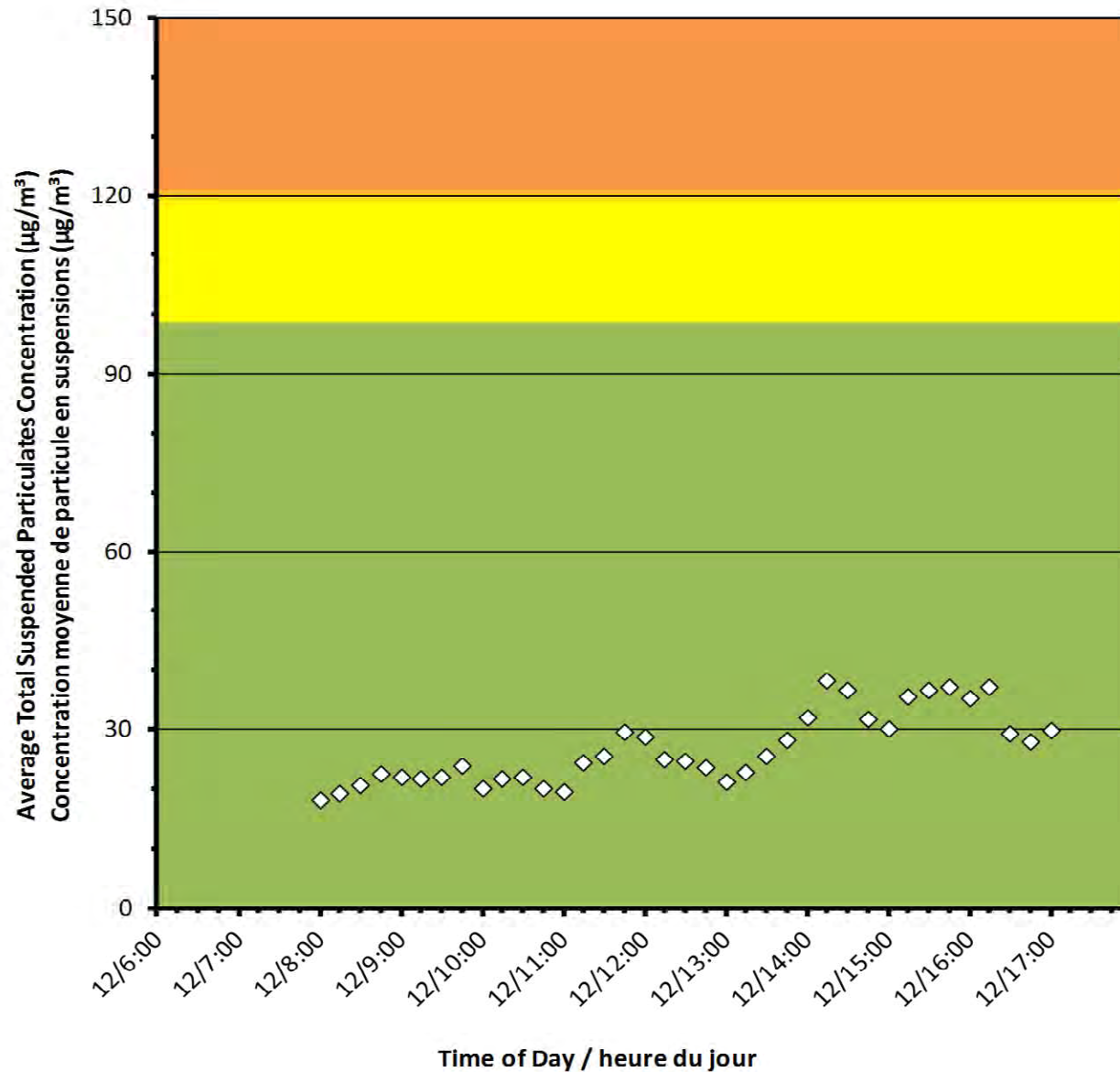
35	Maximum Concentration ($\mu\text{g}/\text{m}^3$) Concentration maximale ($\mu\text{g}/\text{m}^3$)
20	Average Concentration ($\mu\text{g}/\text{m}^3$) Concentration moyenne ($\mu\text{g}/\text{m}^3$)

Notes

No additional data. Aucune donnée additionnelle.



Monitor B/Station B



Port Granby Project Daily Dust Monitoring Data

Projet de Port Granby Surveillance journalière des particules en suspensions

2017/07/12

Daily Statistics/Statistiques journalières

38	Maximum Concentration ($\mu\text{g}/\text{m}^3$) Concentration maximale ($\mu\text{g}/\text{m}^3$)
24	Average Concentration ($\mu\text{g}/\text{m}^3$) Concentration moyenne ($\mu\text{g}/\text{m}^3$)

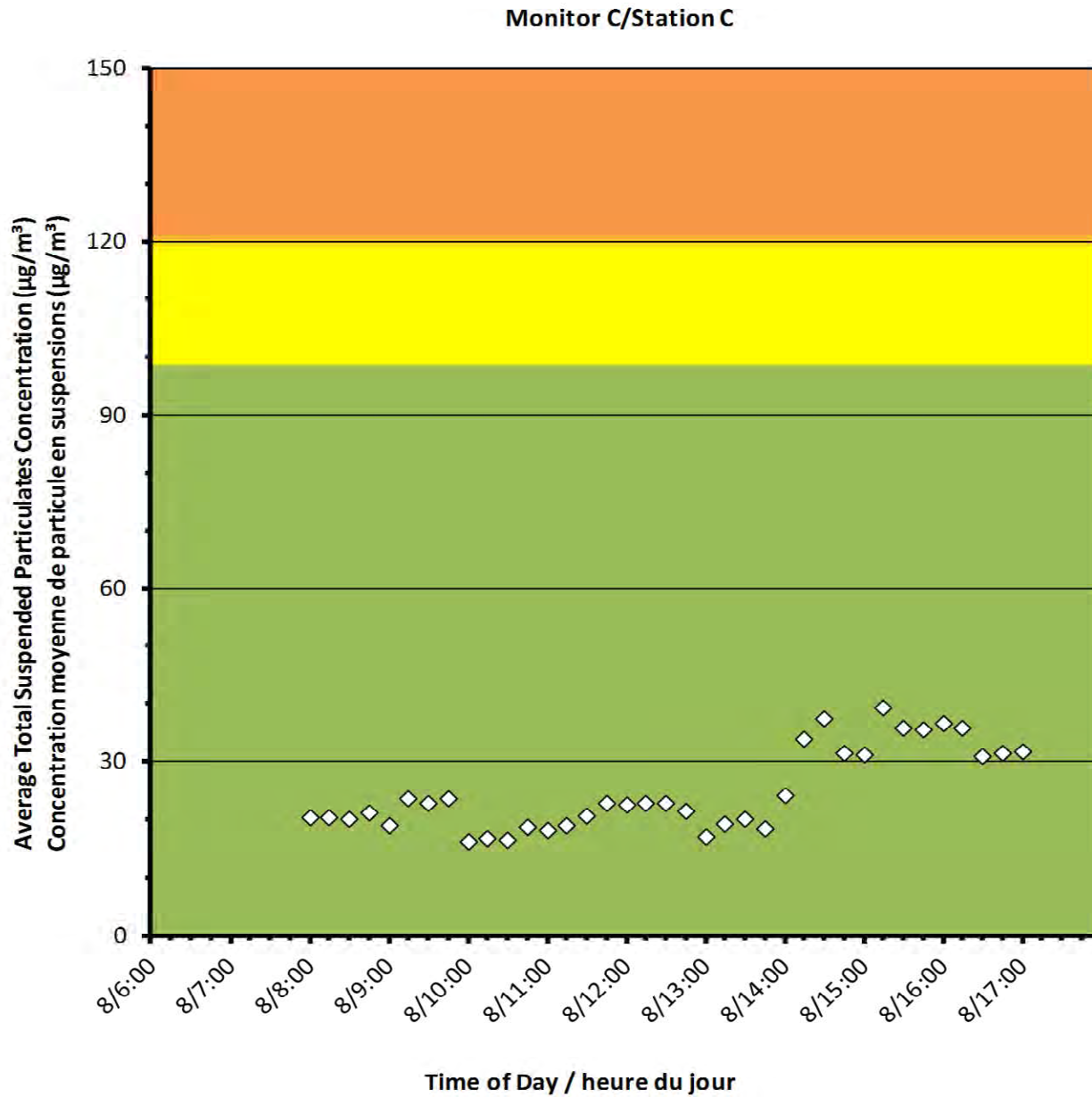
Notes

No additional data. Aucune donnée
additionnelle.

Port Granby Project
Daily Dust Monitoring Data

Projet de Port Granby
Surveillance journalière des
particules en suspensions

2017/07/12



Daily Statistics/Statistiques journalières

39	Maximum Concentration ($\mu\text{g}/\text{m}^3$) Concentration maximale ($\mu\text{g}/\text{m}^3$)
22	Average Concentration ($\mu\text{g}/\text{m}^3$) Concentration moyenne ($\mu\text{g}/\text{m}^3$)

Notes

No additional data. Aucune donnée additionnelle.



Port Granby Project Daily Dust Monitoring Data

Projet de Port Granby Surveillance journalière des particules en suspensions

2017/07/12

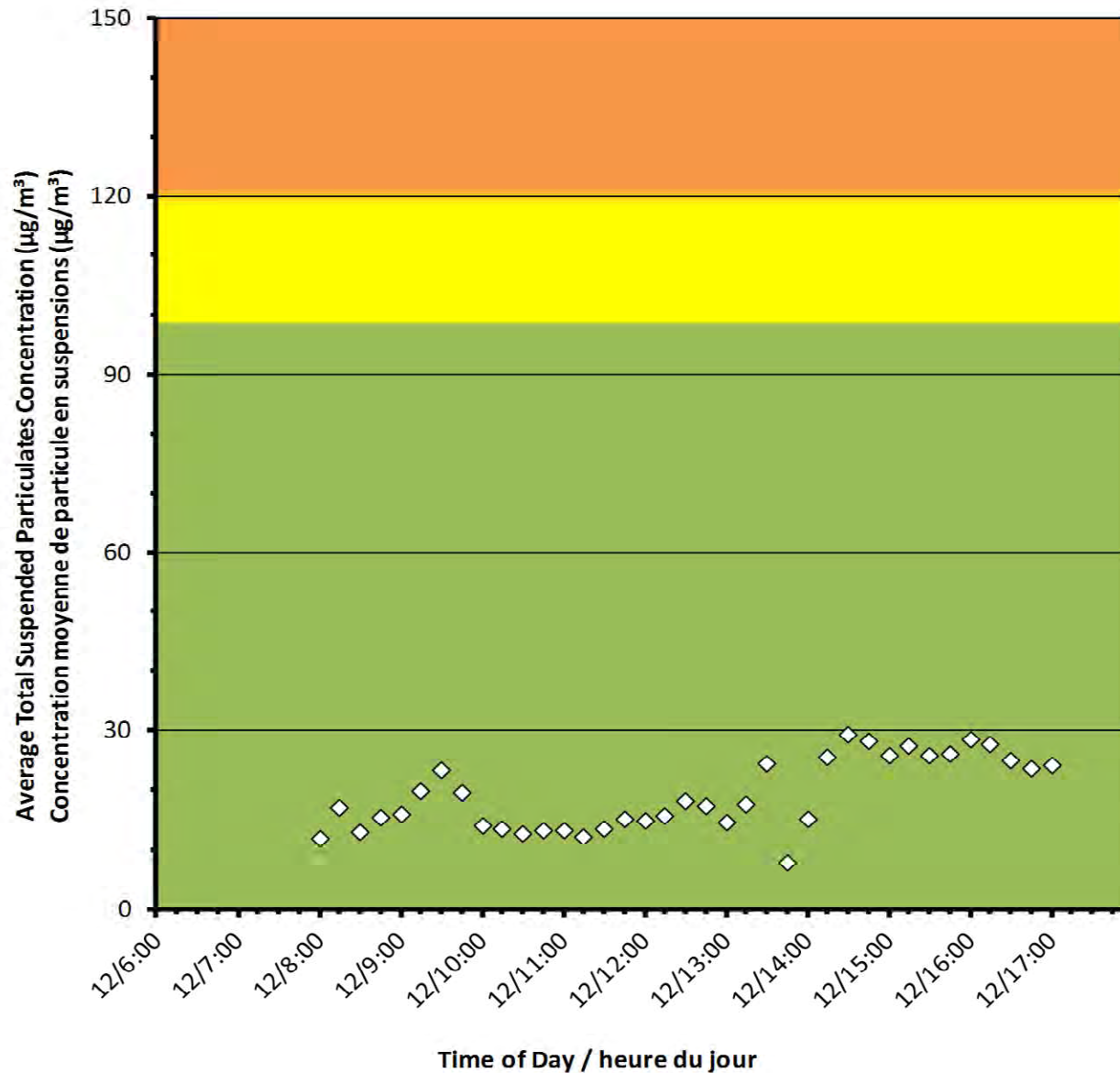
Daily Statistics/Statistiques journalières

29	Maximum Concentration ($\mu\text{g}/\text{m}^3$) Concentration maximale ($\mu\text{g}/\text{m}^3$)
17	Average Concentration ($\mu\text{g}/\text{m}^3$) Concentration moyenne ($\mu\text{g}/\text{m}^3$)

Notes

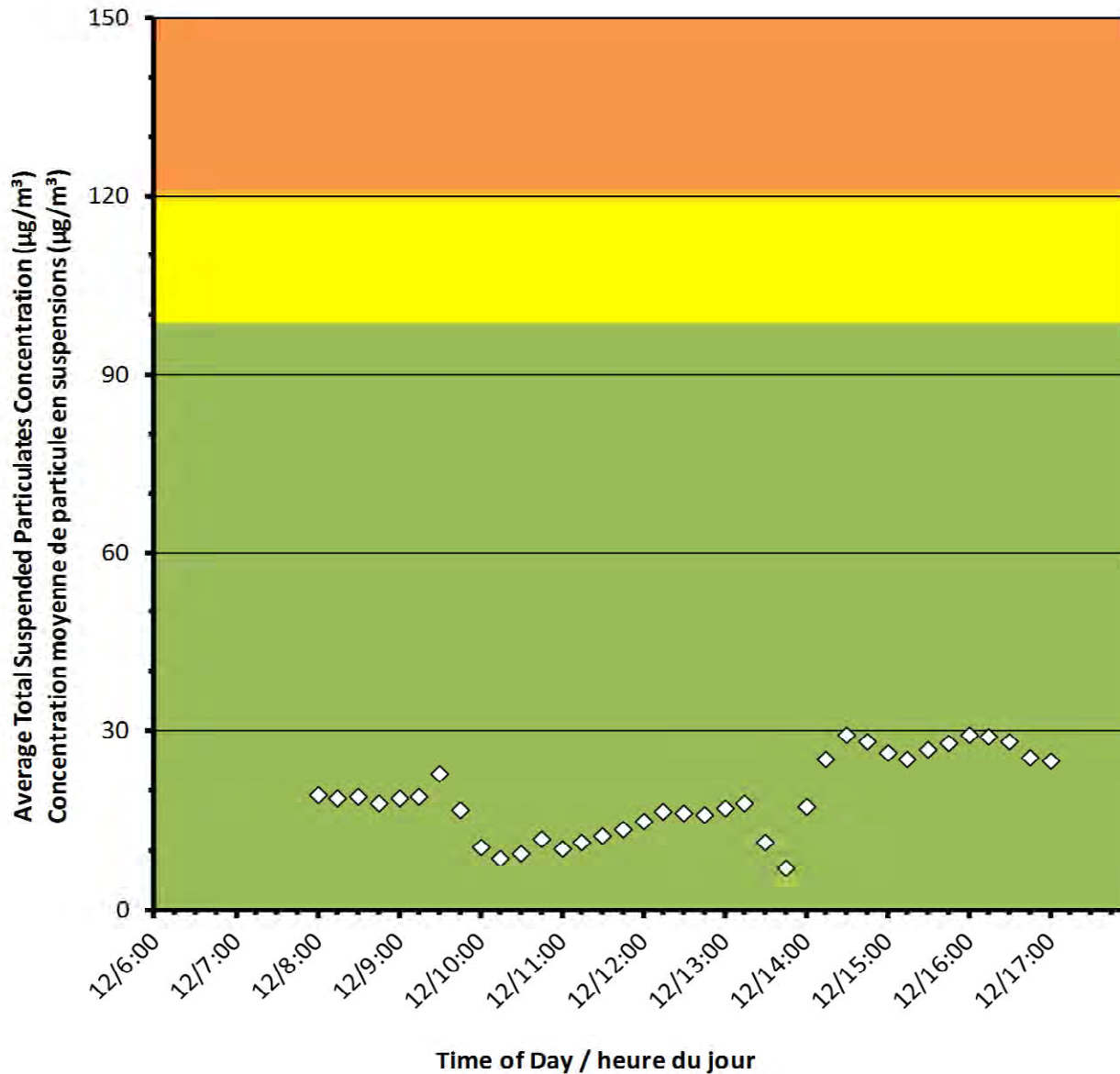
No additional data. Aucune donnée additionnelle.

Monitor D/Station D





Monitor E/Station E



Port Granby Project Daily Dust Monitoring Data

Projet de Port Granby Surveillance journalière des particules en suspensions

2017/07/12

Daily Statistics/Statistiques journalières

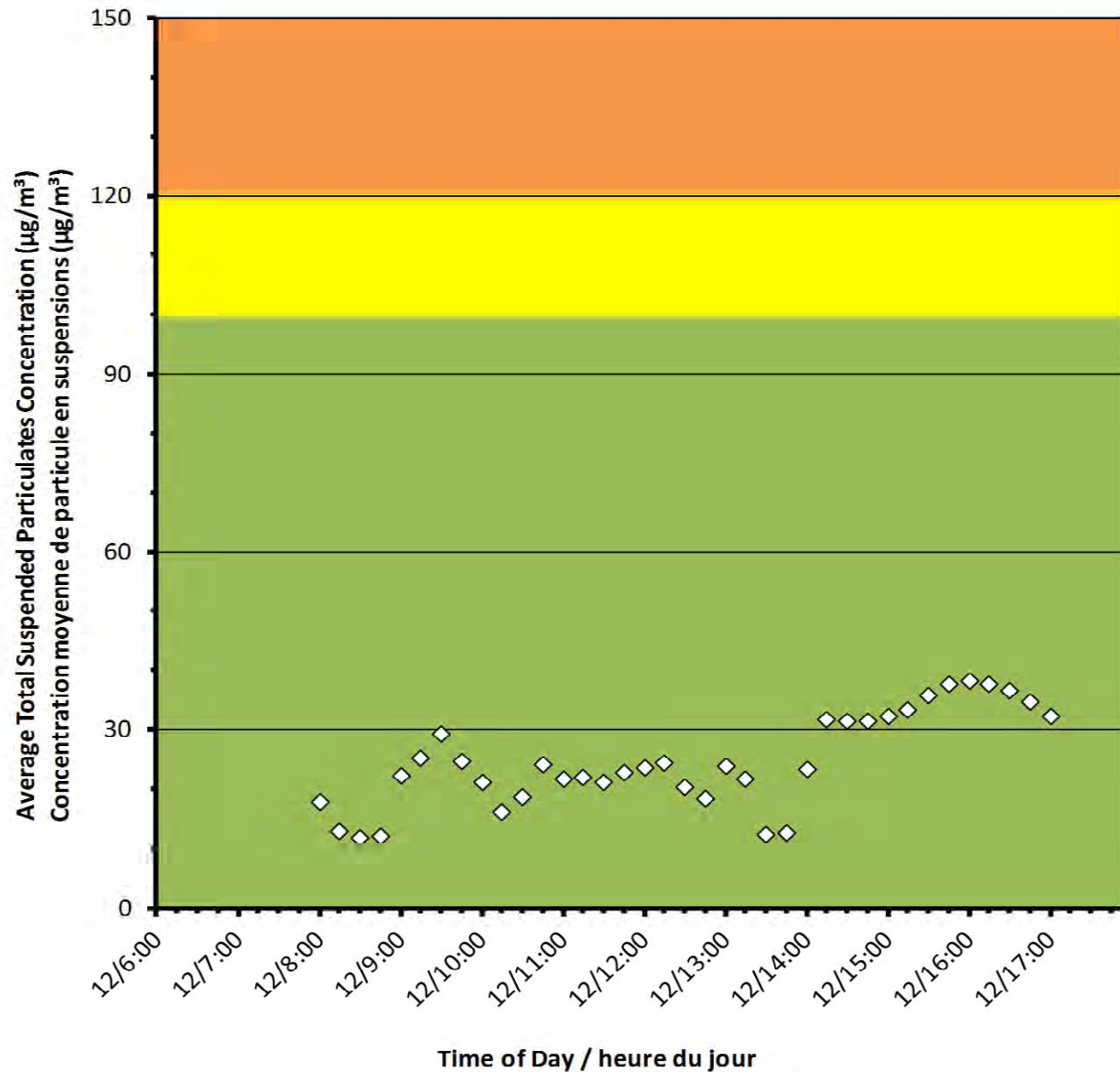
29	Maximum Concentration (µg/m ³) Concentration maximale (µg/m ³)
17	Average Concentration (µg/m ³) Concentration moyenne (µg/m ³)

Notes

No additional data. Aucune donnée additionnelle.



Monitor F/Station F



Port Granby Project Daily Dust Monitoring Data

Projet de Port Granby Surveillance journalière des particules en suspensions

2017/07/12

Daily Statistics/Statistiques journalières

38

Maximum Concentration ($\mu\text{g}/\text{m}^3$)
Concentration maximale ($\mu\text{g}/\text{m}^3$)

22

Average Concentration ($\mu\text{g}/\text{m}^3$)
Concentration moyenne ($\mu\text{g}/\text{m}^3$)

Notes

No additional data. Aucune donnée
additionnelle.



Canadian Nuclear
Laboratories

Laboratoires Nucléaires
Canadiens

Port Granby Project

Daily Dust Monitoring Data

Projet de Port Granby

Surveillance journalière des particules en suspensions

2017/07/13

Legend/Légende



Independent Dust Monitoring
Surveillance indépendante



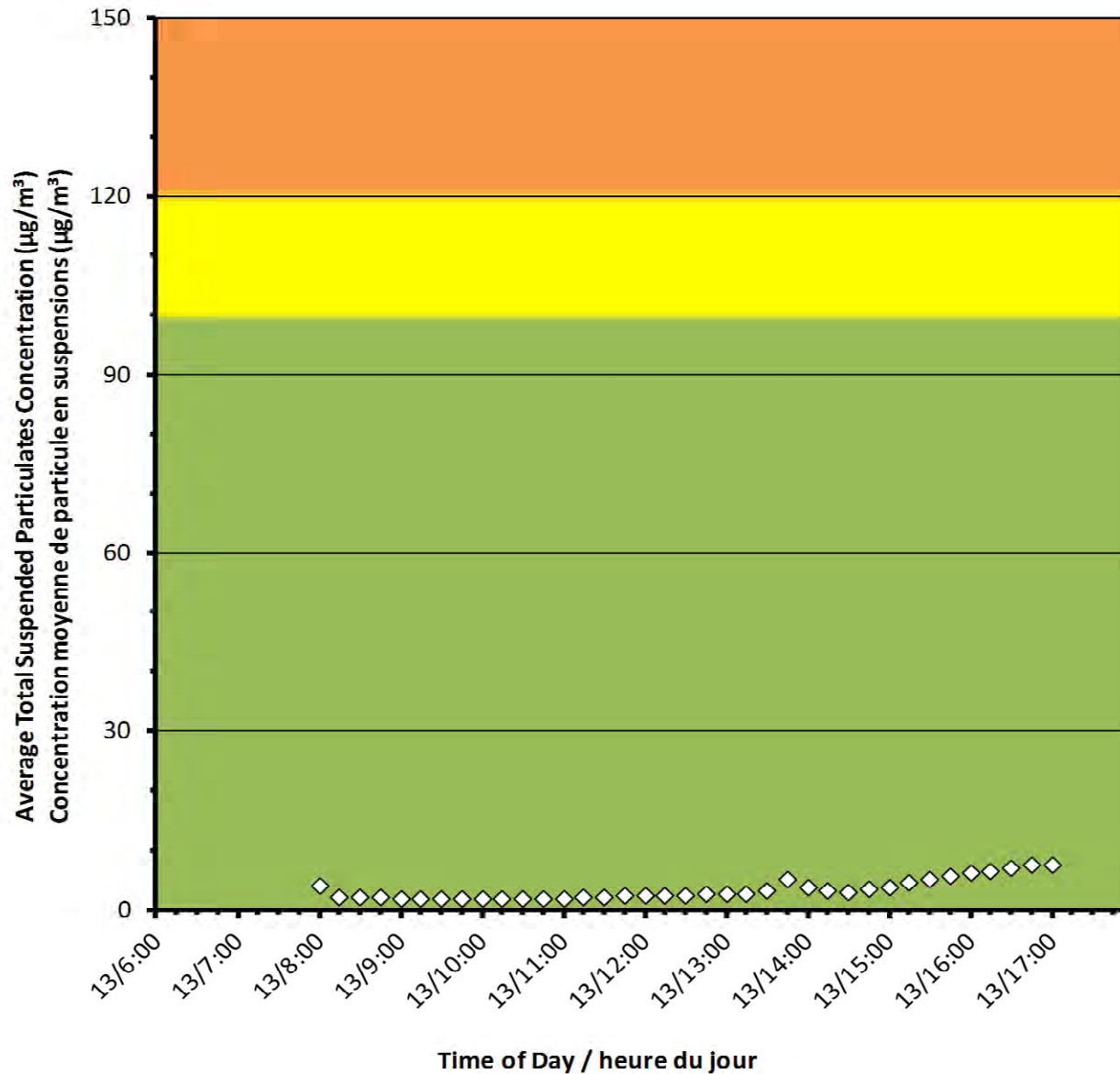
Work Site perimeter
Périmètre du chantier general.



CNL Controlled Area
Périmètre du site sous le control de
LCN.



Monitor A/Station A



Port Granby Project Daily Dust Monitoring Data

Projet de Port Granby Surveillance journalière des particules en suspensions

2017/07/13

Daily Statistics/Statistiques journalières

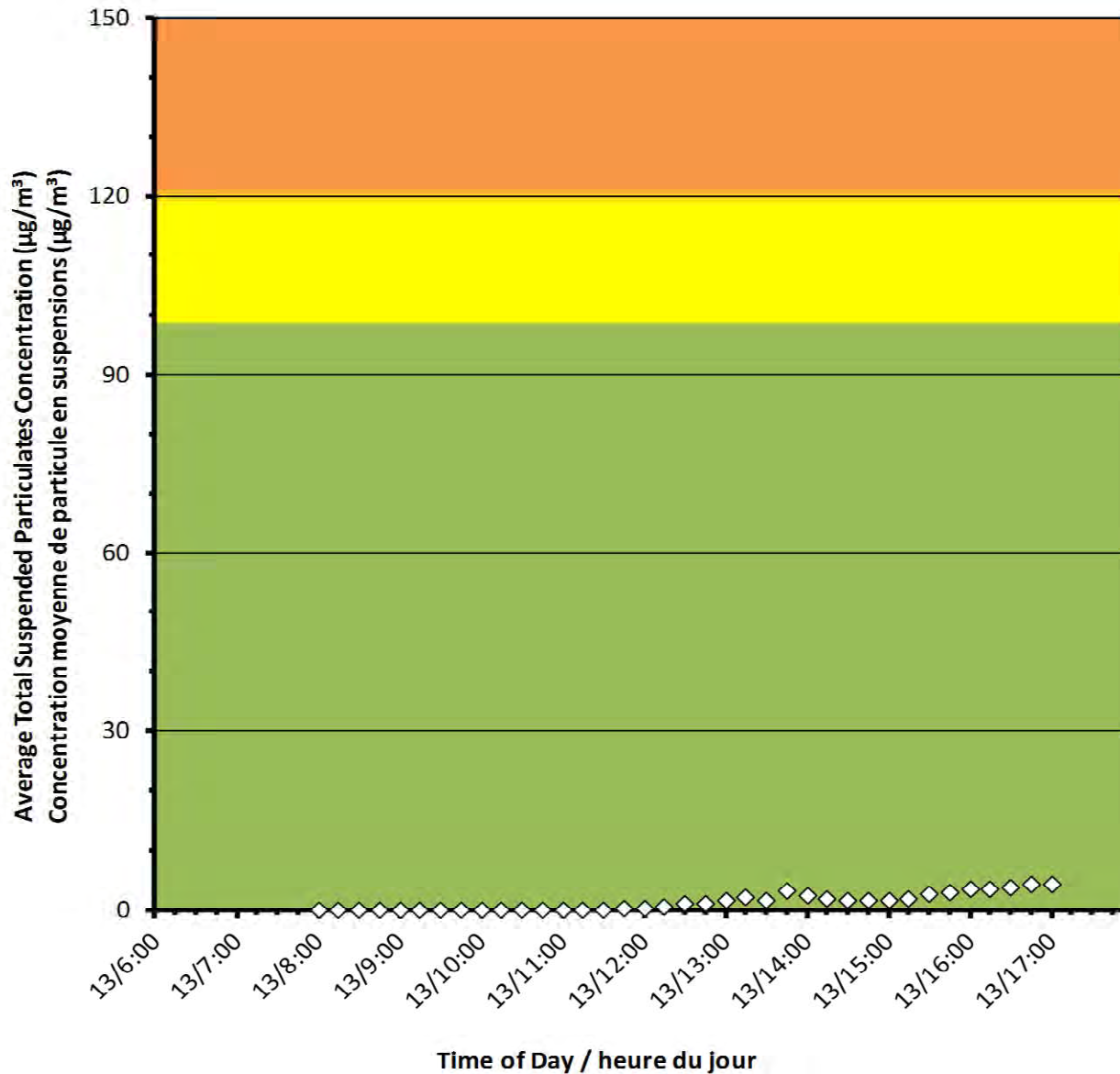
8	Maximum Concentration ($\mu\text{g}/\text{m}^3$) Concentration maximale ($\mu\text{g}/\text{m}^3$)
3	Average Concentration ($\mu\text{g}/\text{m}^3$) Concentration moyenne ($\mu\text{g}/\text{m}^3$)

Notes

No additional data. Aucune donnée additionnelle.



Monitor B/Station B



Port Granby Project Daily Dust Monitoring Data

Projet de Port Granby Surveillance journalière des particules en suspensions

2017/07/13

Daily Statistics/Statistiques journalières

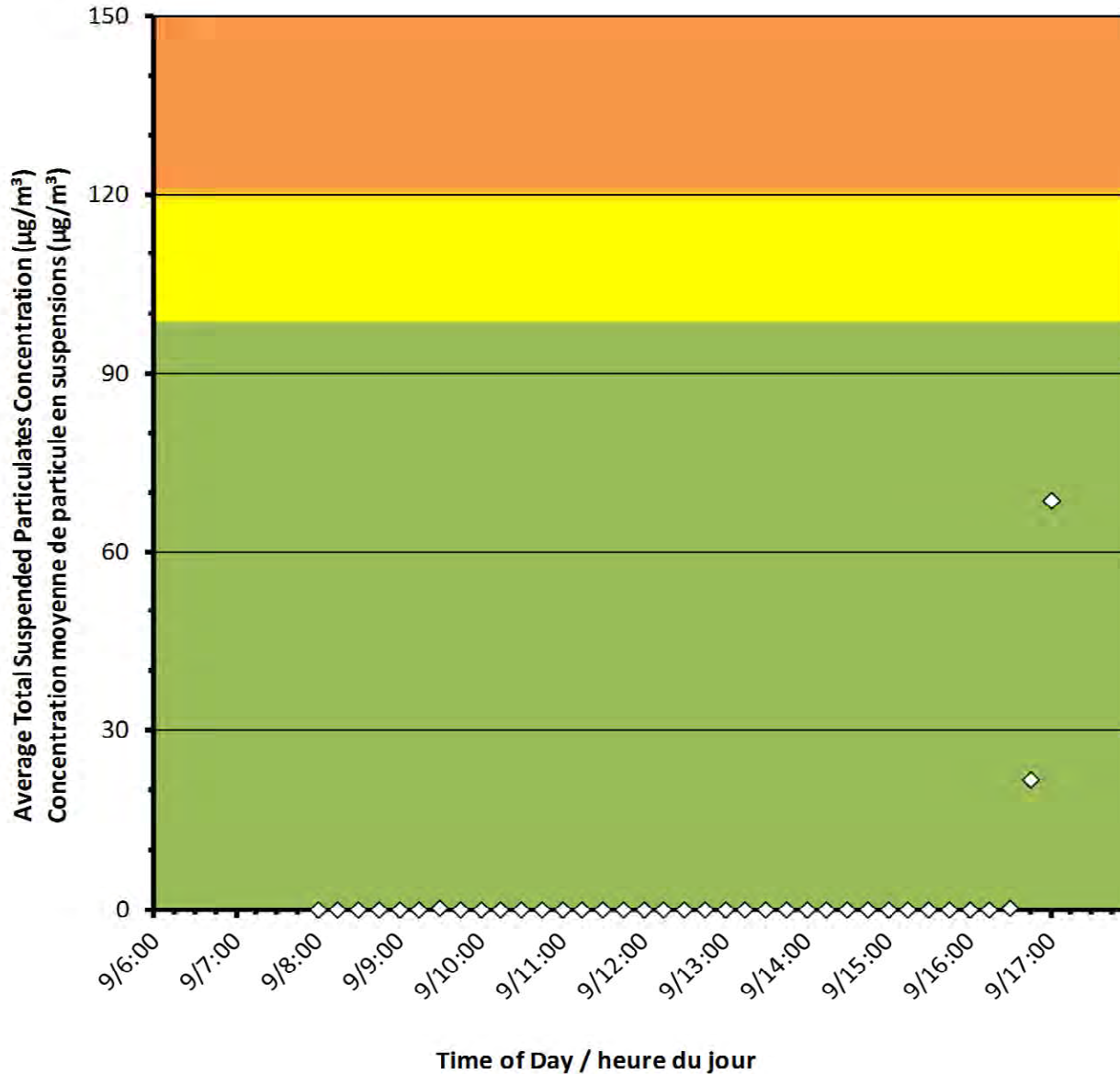
4	Maximum Concentration ($\mu\text{g}/\text{m}^3$) Concentration maximale ($\mu\text{g}/\text{m}^3$)
1	Average Concentration ($\mu\text{g}/\text{m}^3$) Concentration moyenne ($\mu\text{g}/\text{m}^3$)

Notes

No additional data. Aucune donnée
additionnelle.



Monitor C/Station C



Port Granby Project Daily Dust Monitoring Data

Projet de Port Granby Surveillance journalière des particules en suspensions

2017/07/13

Daily Statistics/Statistiques journalières

69

Maximum Concentration ($\mu\text{g}/\text{m}^3$)
Concentration maximale ($\mu\text{g}/\text{m}^3$)

2

Average Concentration ($\mu\text{g}/\text{m}^3$)
Concentration moyenne ($\mu\text{g}/\text{m}^3$)

Notes

No additional data. Aucune donnée
additionnelle.

Port Granby Project
Daily Dust Monitoring Data

Projet de Port Granby
Surveillance journalière des
particules en suspensions

2017/07/13

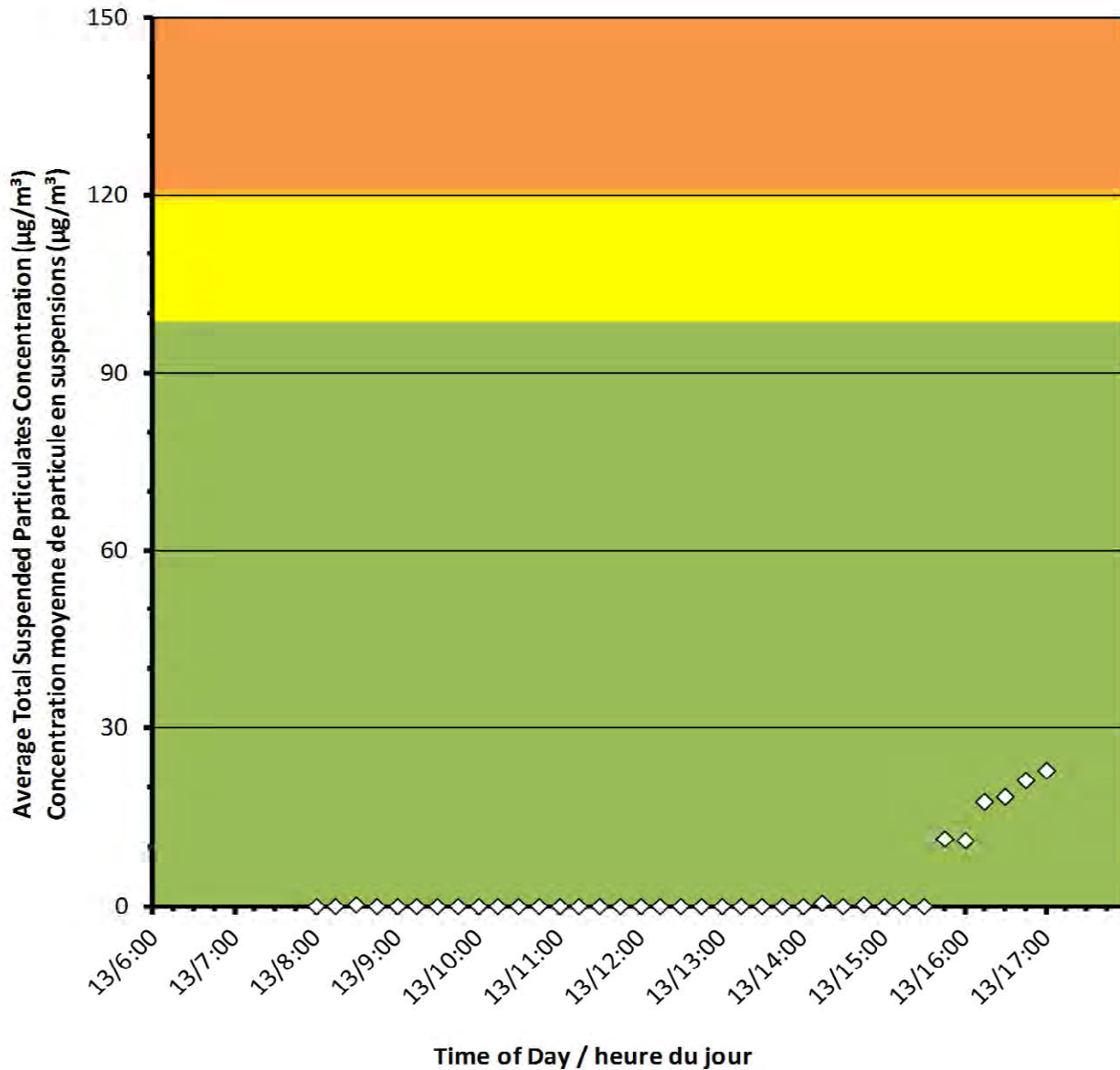
Daily Statistics/Statistiques journalières

23	Maximum Concentration ($\mu\text{g}/\text{m}^3$) Concentration maximale ($\mu\text{g}/\text{m}^3$)
2	Average Concentration ($\mu\text{g}/\text{m}^3$) Concentration moyenne ($\mu\text{g}/\text{m}^3$)

Notes

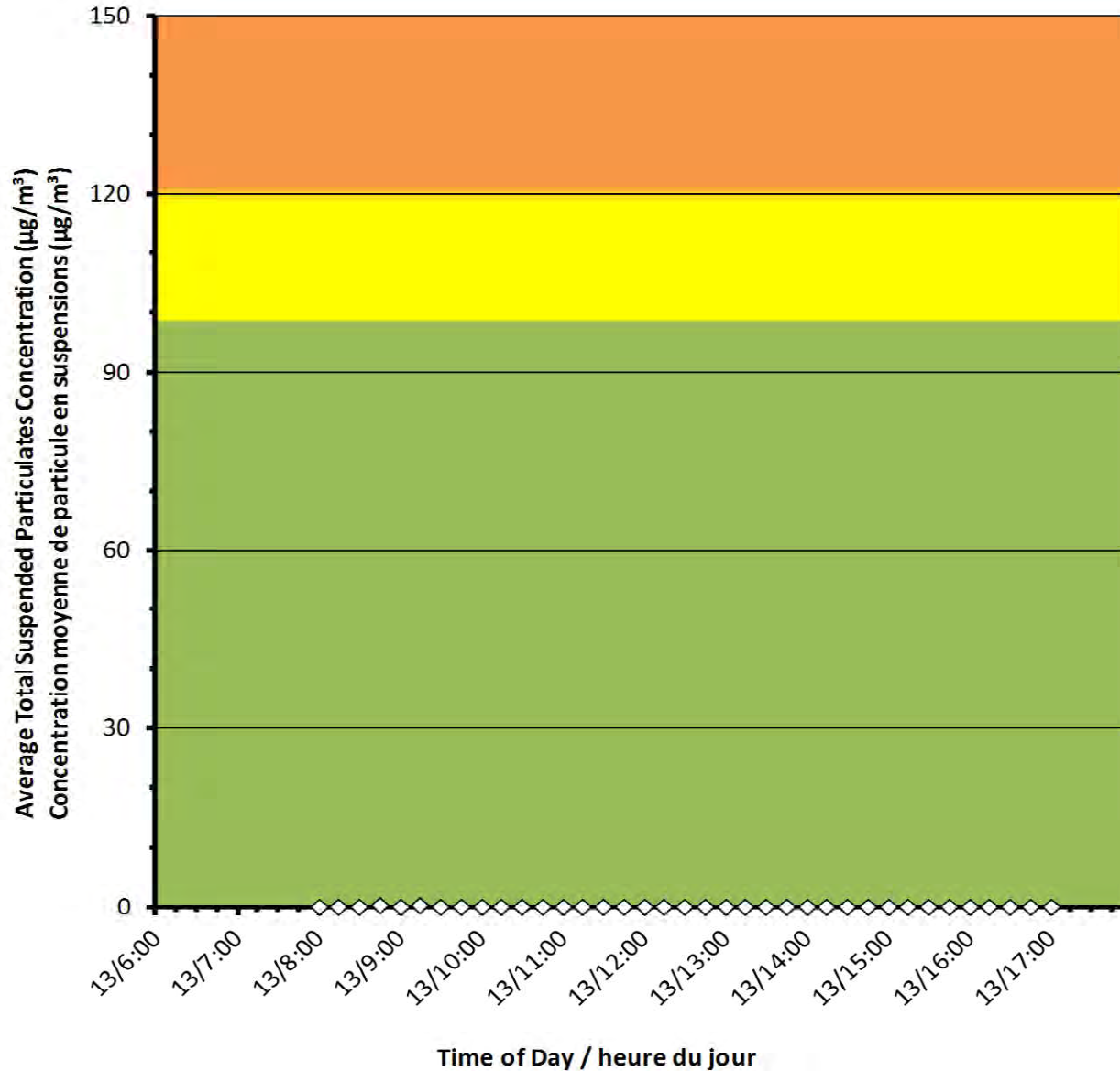
No additional data. Aucune donnée additionnelle.

Monitor D/Station D





Monitor E/Station E



Port Granby Project Daily Dust Monitoring Data

Projet de Port Granby Surveillance journalière des particules en suspensions

2017/07/13

Daily Statistics/Statistiques journalières

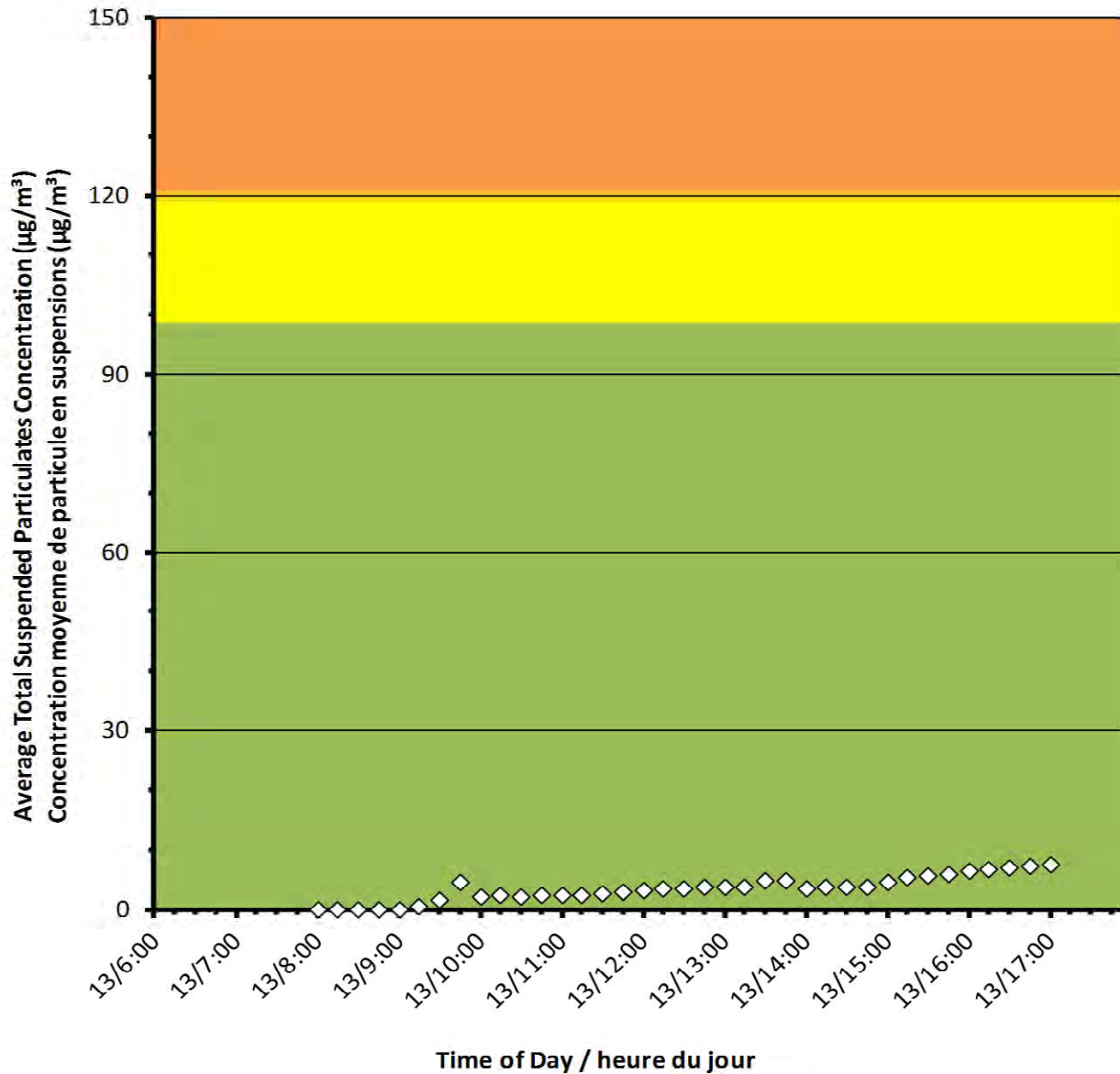
0	Maximum Concentration ($\mu\text{g}/\text{m}^3$) Concentration maximale ($\mu\text{g}/\text{m}^3$)
0	Average Concentration ($\mu\text{g}/\text{m}^3$) Concentration moyenne ($\mu\text{g}/\text{m}^3$)

Notes

No additional data. Aucune donnée
additionnelle.



Monitor F/Station F



Port Granby Project Daily Dust Monitoring Data

Projet de Port Granby Surveillance journalière des particules en suspensions

2017/07/13

Daily Statistics/Statistiques journalières

7	Maximum Concentration (µg/m ³) Concentration maximale (µg/m ³)
3	Average Concentration (µg/m ³) Concentration moyenne (µg/m ³)

Notes

No additional data. Aucune donnée additionnelle.



Port Granby Project

Daily Dust Monitoring Data




Projet de Port Granby

Surveillance journalière des particules en suspensions

2017/07/14



Legend/Légende

-  Independent Dust Monitoring
Surveillance indépendante
-  Work Site perimeter
Périmètre du chantier general.
-  CNL Controlled Area
Périmètre du site sous le control de LCN.



Port Granby Project Daily Dust Monitoring Data

Projet de Port Granby Surveillance journalière des particules en suspensions

2017/07/14

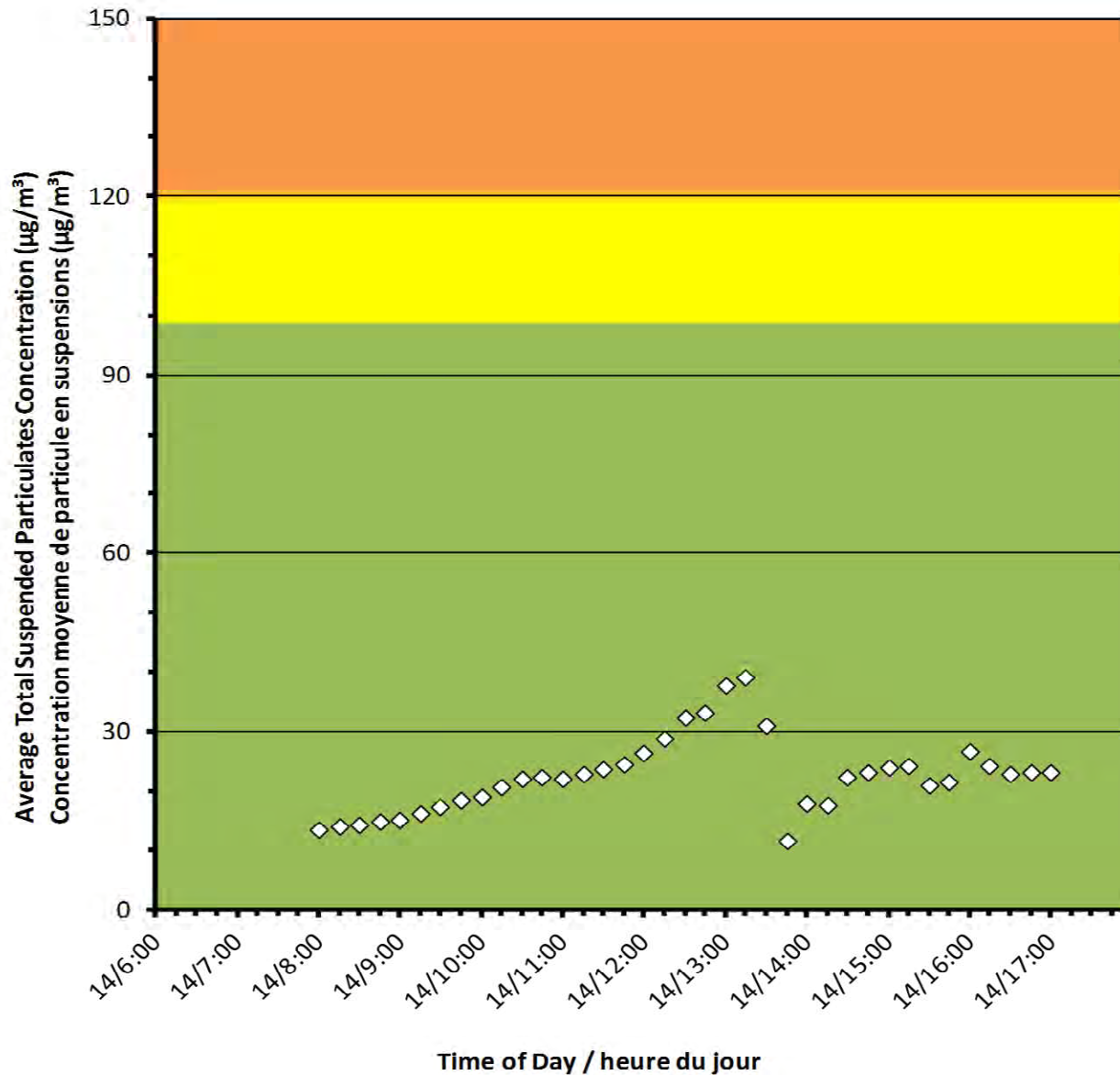
Daily Statistics/Statistiques journalières

39	Maximum Concentration ($\mu\text{g}/\text{m}^3$) Concentration maximale ($\mu\text{g}/\text{m}^3$)
20	Average Concentration ($\mu\text{g}/\text{m}^3$) Concentration moyenne ($\mu\text{g}/\text{m}^3$)

Notes

No additional data. Aucune donnée additionnelle.

Monitor A/Station A





Port Granby Project Daily Dust Monitoring Data

Projet de Port Granby Surveillance journalière des particules en suspensions

2017/07/14

Daily Statistics/Statistiques journalières

41

Maximum Concentration ($\mu\text{g}/\text{m}^3$)
Concentration maximale ($\mu\text{g}/\text{m}^3$)

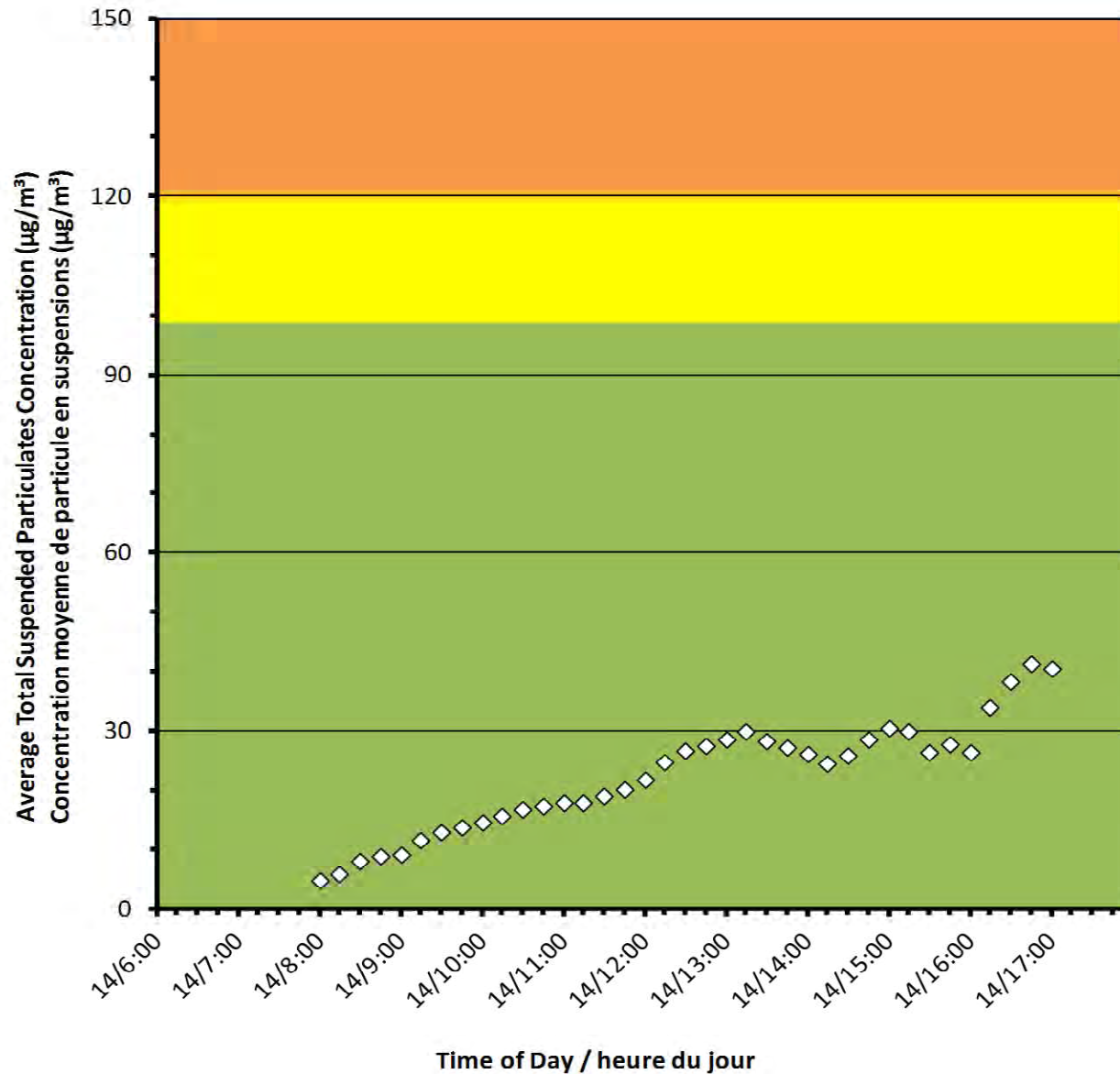
20

Average Concentration ($\mu\text{g}/\text{m}^3$)
Concentration moyenne ($\mu\text{g}/\text{m}^3$)

Notes

No additional data. Aucune donnée
additionnelle.

Monitor B/Station B





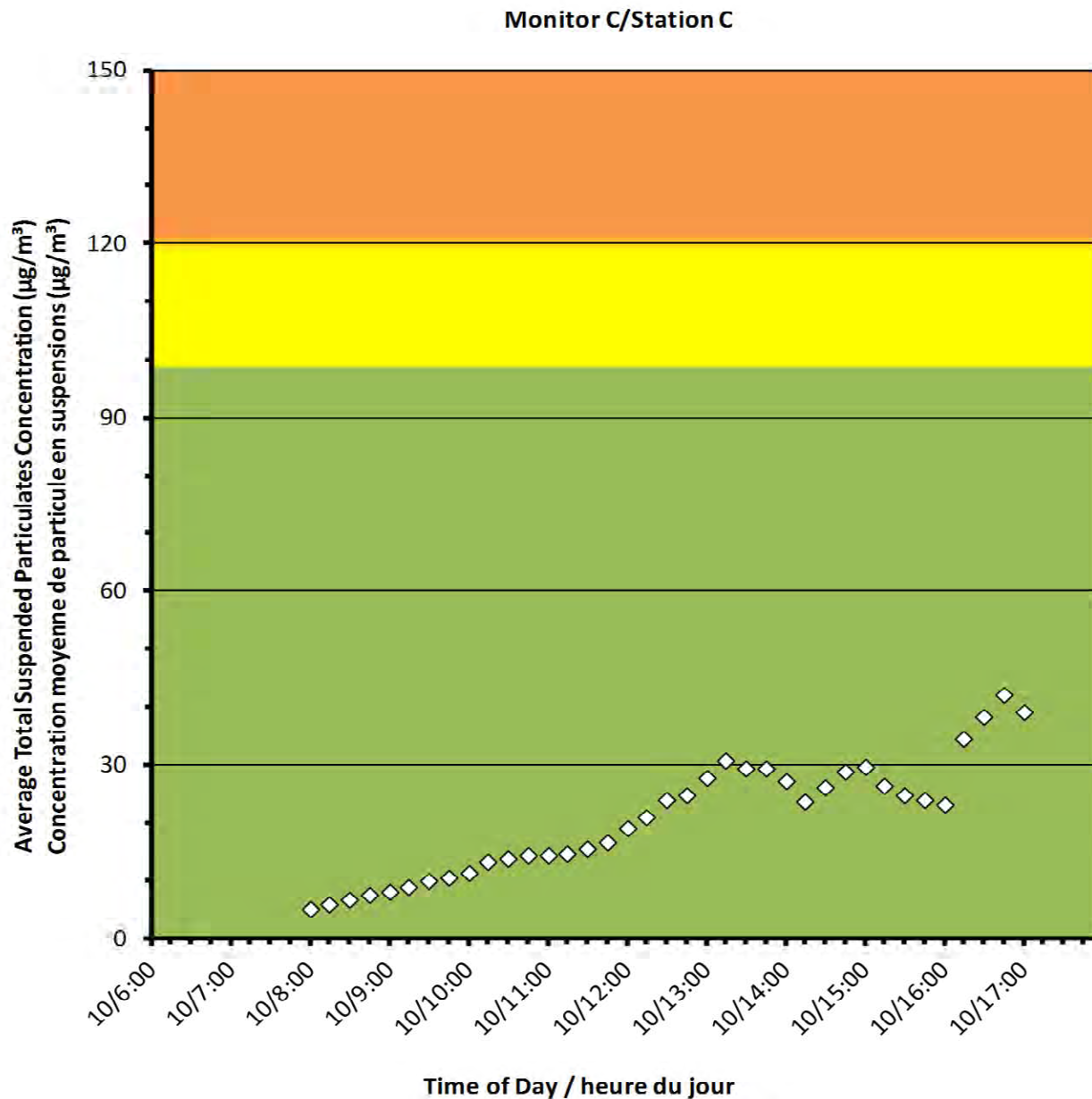
Port Granby Project Daily Dust Monitoring Data

Projet de Port Granby Surveillance journalière des particules en suspensions

2017/07/14

Daily Statistics/Statistiques journalières

42	Maximum Concentration ($\mu\text{g}/\text{m}^3$) Concentration maximale ($\mu\text{g}/\text{m}^3$)
19	Average Concentration ($\mu\text{g}/\text{m}^3$) Concentration moyenne ($\mu\text{g}/\text{m}^3$)

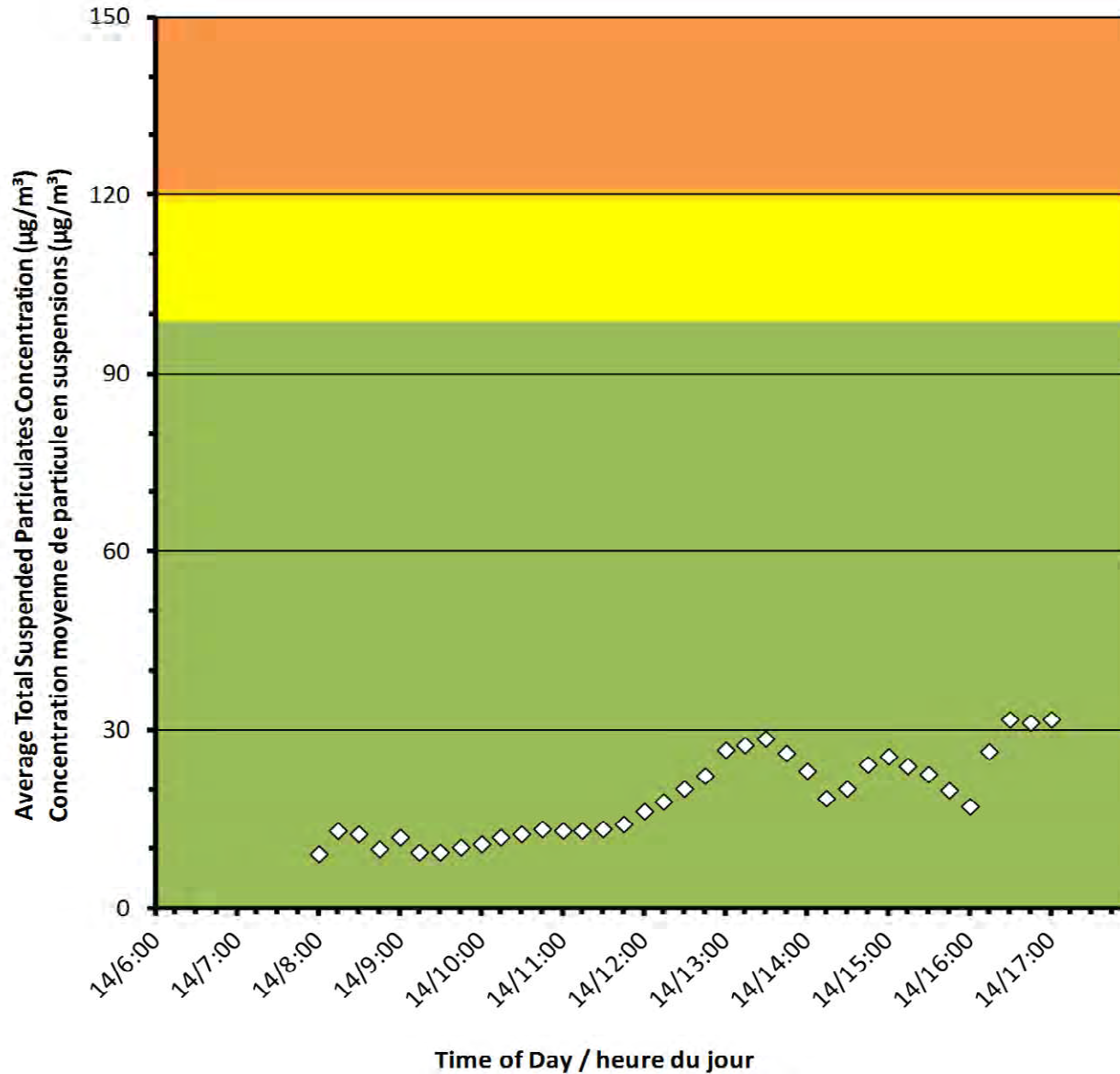


Notes

No additional data. Aucune donnée additionnelle.



Monitor D/Station D



Port Granby Project Daily Dust Monitoring Data

Projet de Port Granby Surveillance journalière des particules en suspensions

2017/07/14

Daily Statistics/Statistiques journalières

32	Maximum Concentration ($\mu\text{g}/\text{m}^3$) Concentration maximale ($\mu\text{g}/\text{m}^3$)
17	Average Concentration ($\mu\text{g}/\text{m}^3$) Concentration moyenne ($\mu\text{g}/\text{m}^3$)

Notes

No additional data. Aucune donnée additionnelle.



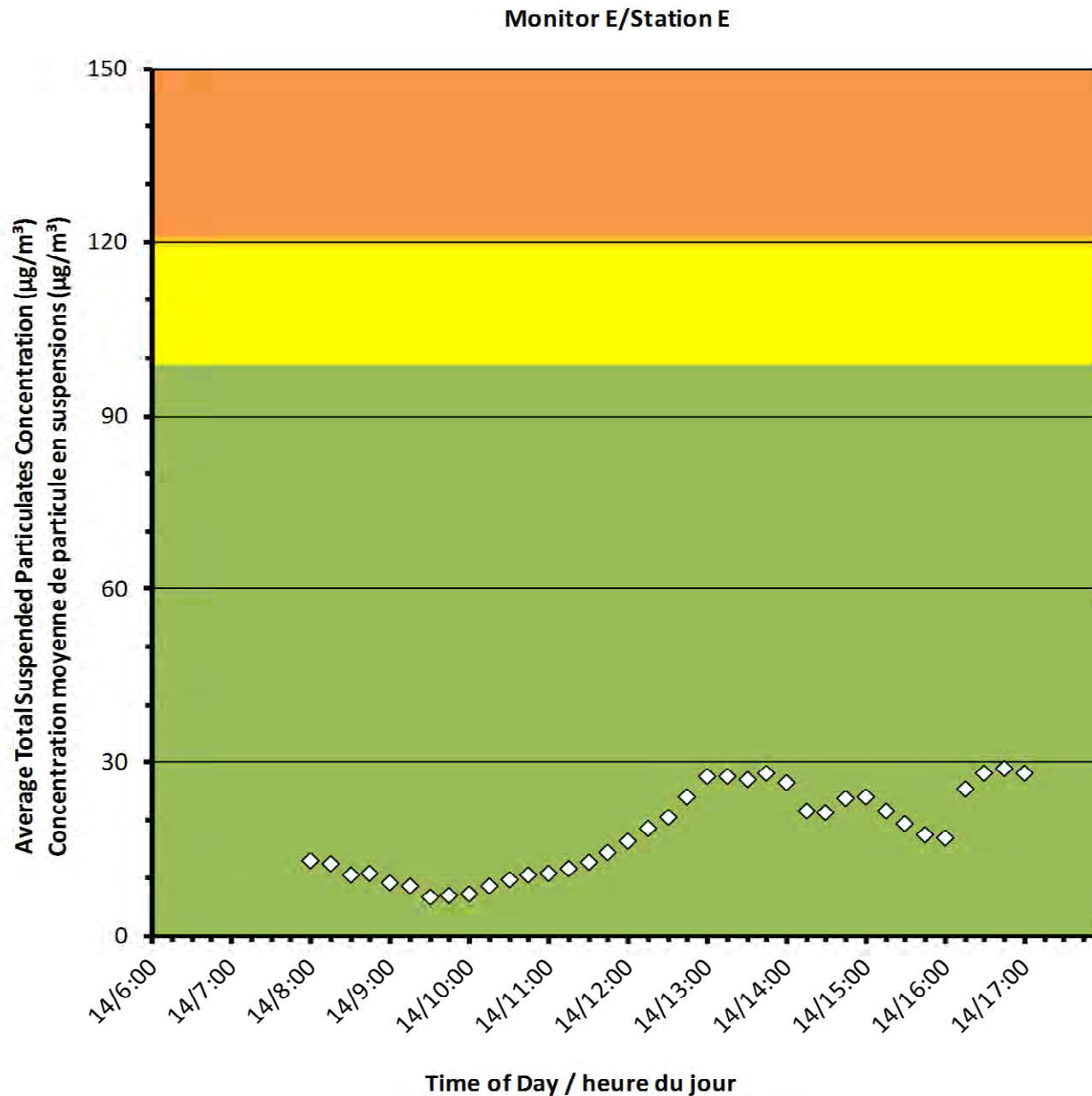
Port Granby Project Daily Dust Monitoring Data

Projet de Port Granby Surveillance journalière des particules en suspensions

2017/07/14

Daily Statistics/Statistiques journalières

29	Maximum Concentration ($\mu\text{g}/\text{m}^3$) Concentration maximale ($\mu\text{g}/\text{m}^3$)
15	Average Concentration ($\mu\text{g}/\text{m}^3$) Concentration moyenne ($\mu\text{g}/\text{m}^3$)



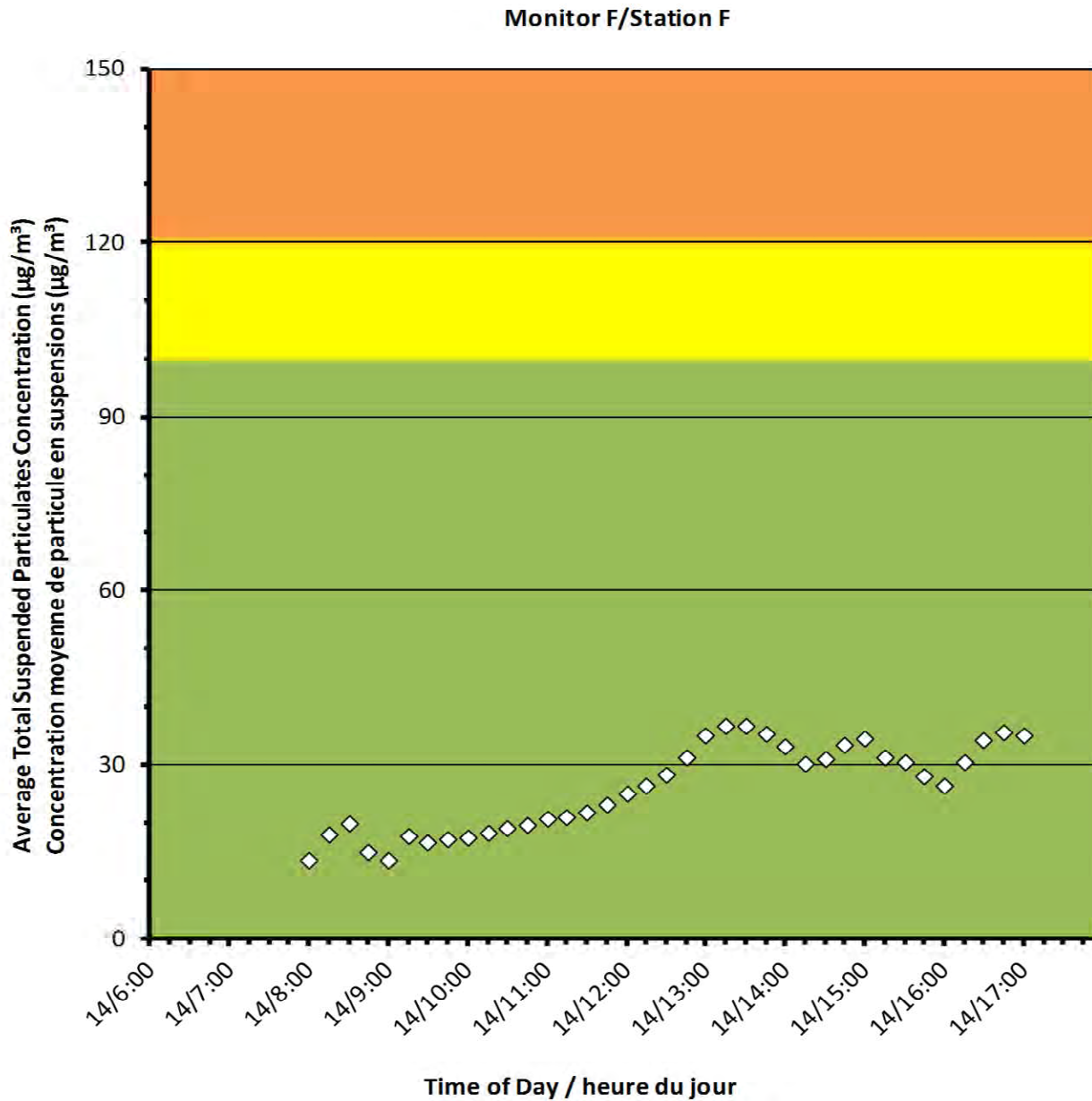
Notes

No additional data. Aucune donnée additionnelle.

Port Granby Project
Daily Dust Monitoring Data

Projet de Port Granby
Surveillance journalière des
particules en suspensions

2017/07/14



Daily Statistics/Statistiques journalières

37	Maximum Concentration (µg/m ³) Concentration maximale (µg/m ³)
23	Average Concentration (µg/m ³) Concentration moyenne (µg/m ³)

Notes

No additional data. Aucune donnée additionnelle.



Port Granby Project




Daily Dust Monitoring Data

Projet de Port Granby

Surveillance journalière des particules en suspensions

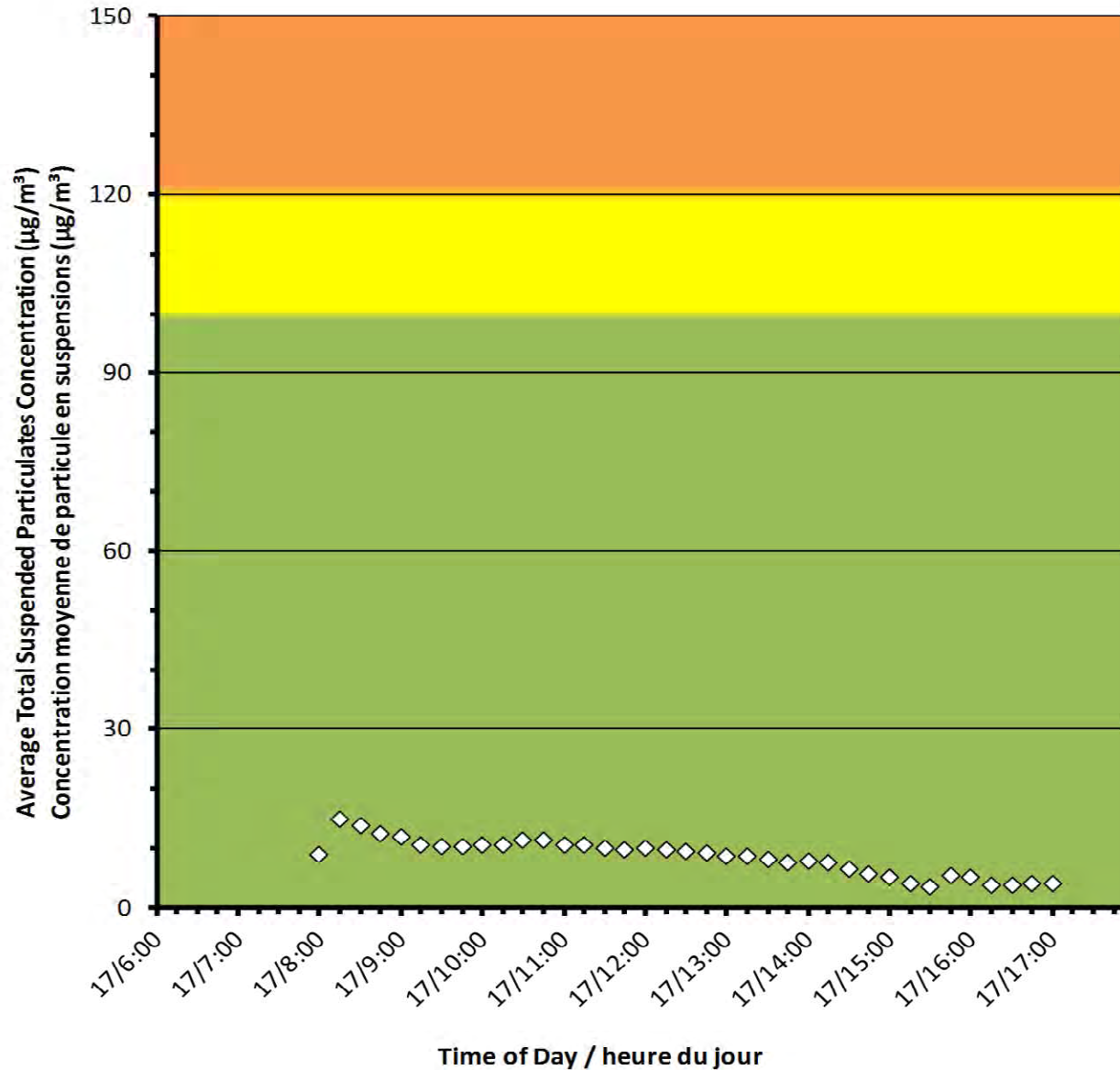
2017/07/17

Legend/Légende

-  Independent Dust Monitoring
Surveillance indépendante
-  Work Site perimeter
Périmètre du chantier general.
-  CNL Controlled Area
Périmètre du site sous le control de LCN.



Monitor A/Station A



Port Granby Project Daily Dust Monitoring Data

Projet de Port Granby Surveillance journalière des particules en suspensions

2017/07/17

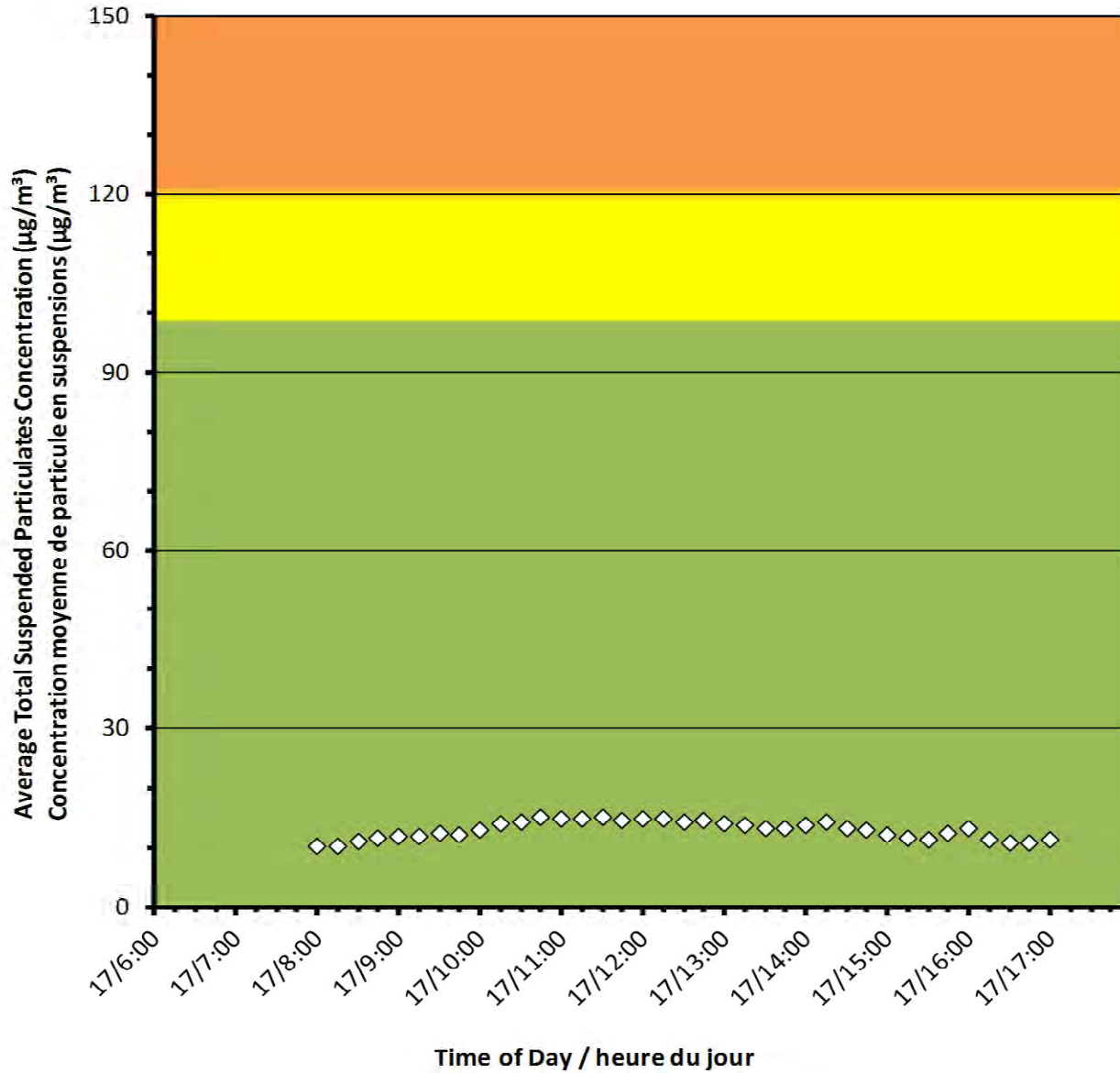
Daily Statistics/Statistiques journalières

15	Maximum Concentration (µg/m ³) Concentration maximale (µg/m ³)
8	Average Concentration (µg/m ³) Concentration moyenne (µg/m ³)

Notes

No additional data. Aucune donnée additionnelle.

Monitor B/Station B



Port Granby Project Daily Dust Monitoring Data

Projet de Port Granby Surveillance journalière des particules en suspensions

2017/07/17

Daily Statistics/Statistiques journalières

15

Maximum Concentration ($\mu\text{g}/\text{m}^3$)
Concentration maximale ($\mu\text{g}/\text{m}^3$)

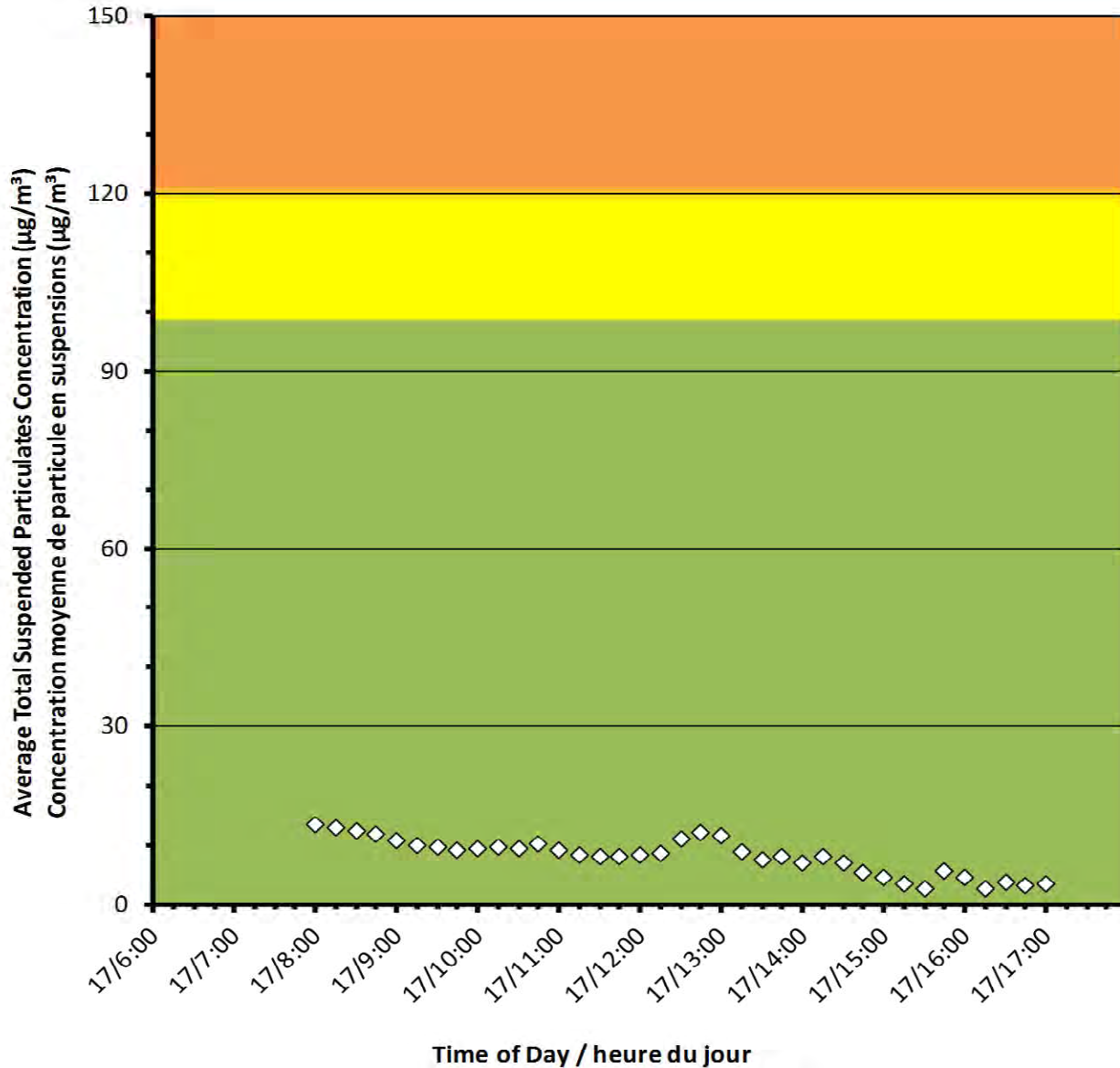
12

Average Concentration ($\mu\text{g}/\text{m}^3$)
Concentration moyenne ($\mu\text{g}/\text{m}^3$)

Notes

No additional data. Aucune donnée
additionnelle.

Monitor C/Station C



Port Granby Project Daily Dust Monitoring Data

Projet de Port Granby Surveillance journalière des particules en suspensions

2017/07/17

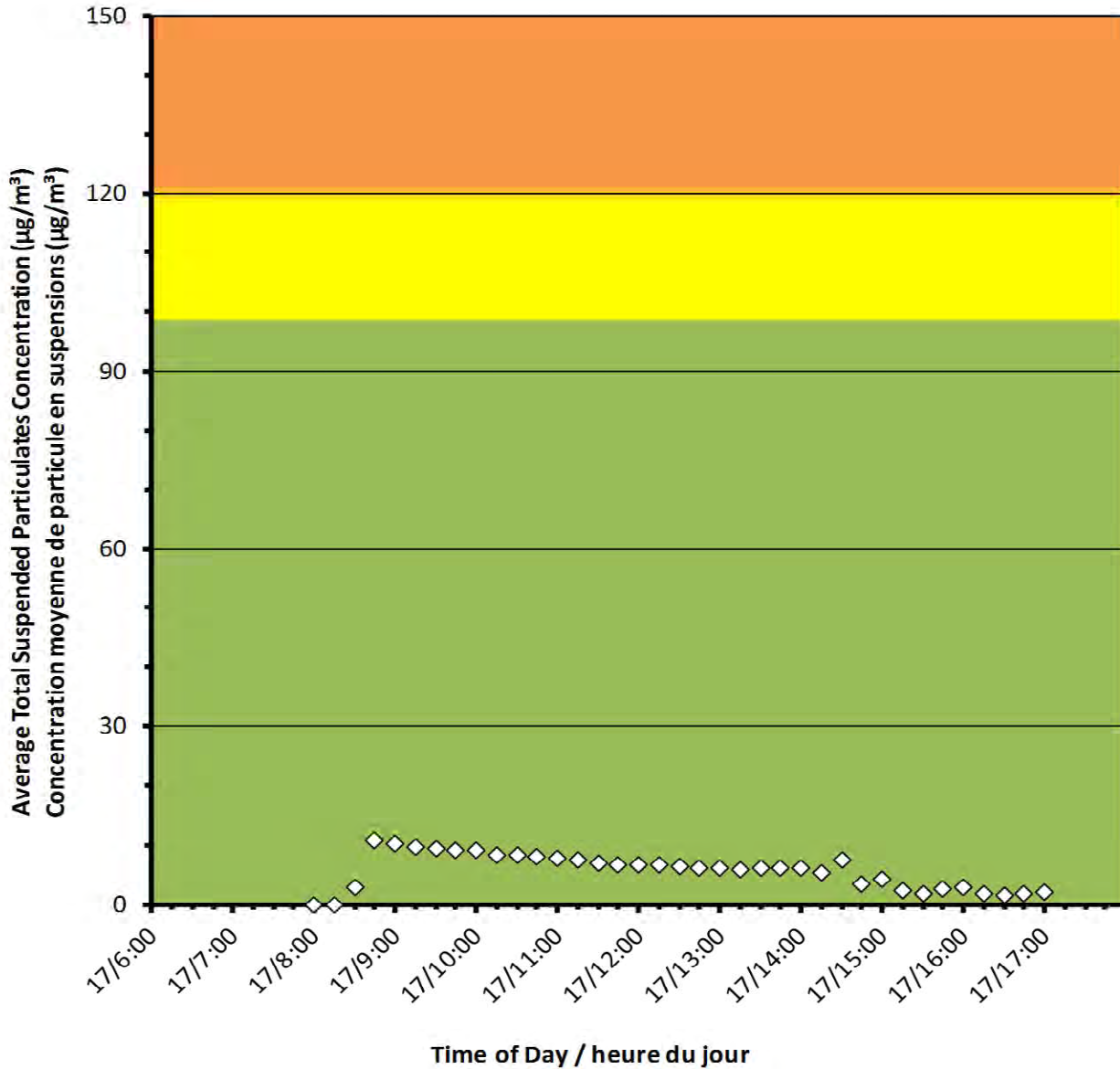
Daily Statistics/Statistiques journalières

14	Maximum Concentration ($\mu\text{g}/\text{m}^3$) Concentration maximale ($\mu\text{g}/\text{m}^3$)
7	Average Concentration ($\mu\text{g}/\text{m}^3$) Concentration moyenne ($\mu\text{g}/\text{m}^3$)

Notes

No additional data. Aucune donnée additionnelle.

Monitor D/Station D



Port Granby Project
Daily Dust Monitoring Data

Projet de Port Granby
Surveillance journalière des
particules en suspensions

2017/07/17

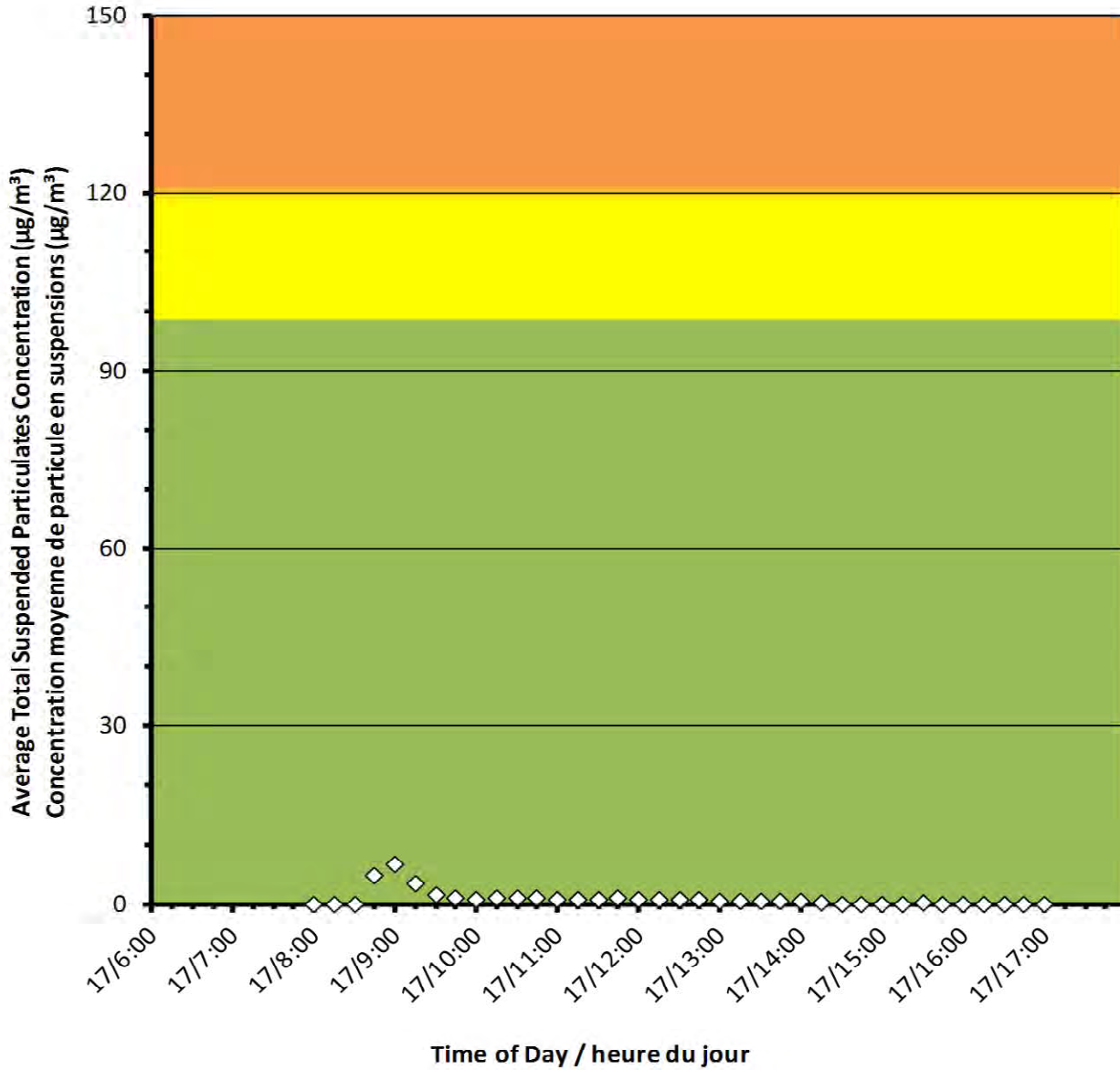
Daily Statistics/Statistiques journalières

11	Maximum Concentration (µg/m ³) Concentration maximale (µg/m ³)
5	Average Concentration (µg/m ³) Concentration moyenne (µg/m ³)

Notes

No additional data. Aucune donnée additionnelle.

Monitor E/Station E



Port Granby Project
Daily Dust Monitoring Data

Projet de Port Granby
Surveillance journalière des
particules en suspensions

2017/07/17

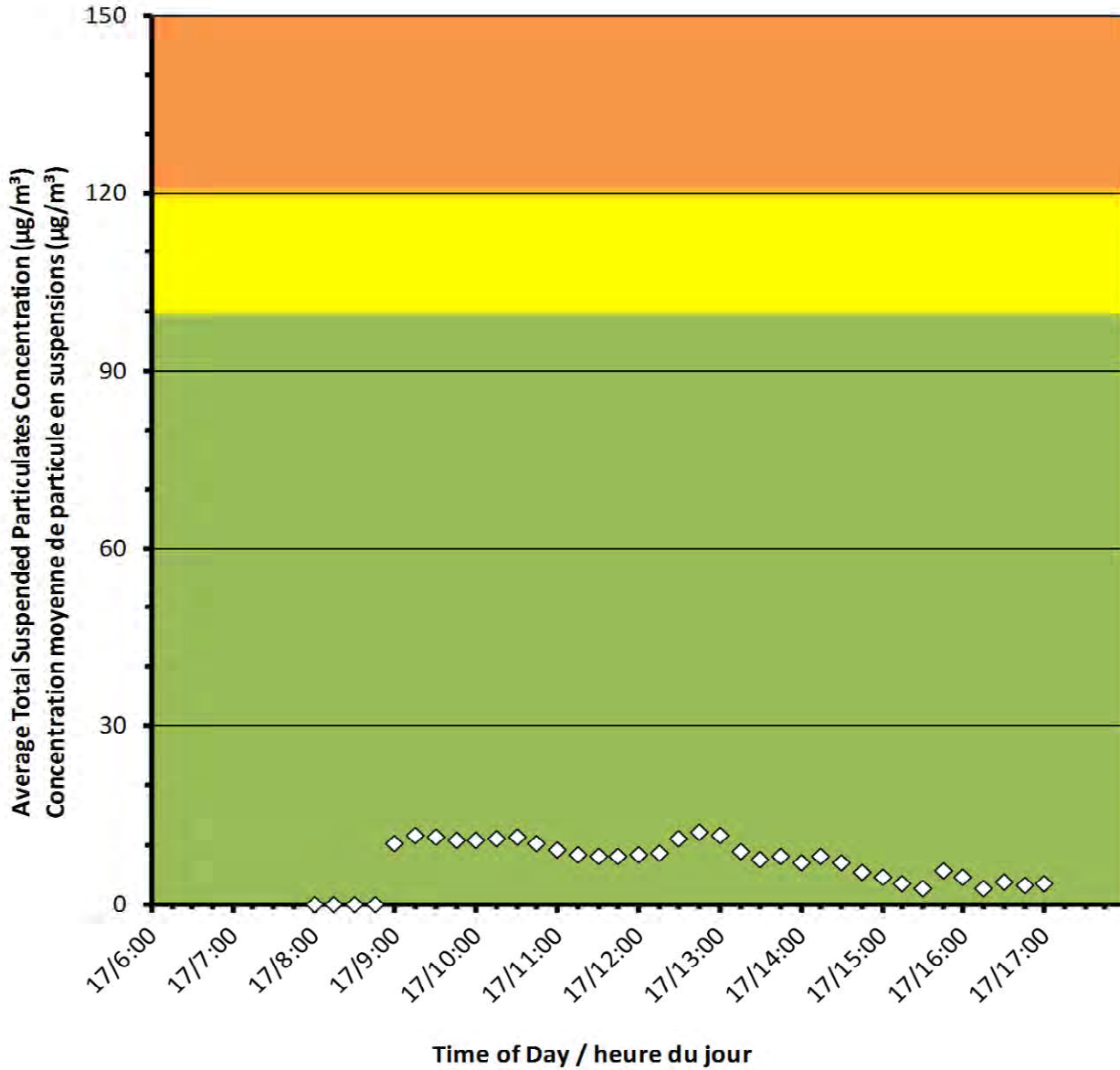
Daily Statistics/Statistiques journalières

7	Maximum Concentration ($\mu\text{g}/\text{m}^3$) Concentration maximale ($\mu\text{g}/\text{m}^3$)
1	Average Concentration ($\mu\text{g}/\text{m}^3$) Concentration moyenne ($\mu\text{g}/\text{m}^3$)

Notes

No additional data. Aucune donnée additionnelle.

Monitor F/Station F



Port Granby Project
Daily Dust Monitoring Data

Projet de Port Granby
Surveillance journalière des
particules en suspensions

2017/07/17

Daily Statistics/Statistiques journalières

12	Maximum Concentration (µg/m ³) Concentration maximale (µg/m ³)
6	Average Concentration (µg/m ³) Concentration moyenne (µg/m ³)

Notes

No additional data. Aucune donnée additionnelle.



Port Granby Project

Daily Dust Monitoring Data

Projet de Port Granby

Surveillance journalière des particules en suspensions

2017/07/18

Legend/Légende



Independent Dust Monitoring
Surveillance indépendante



Work Site perimeter
Périmètre du chantier général.



CNL Controlled Area
Périmètre du site sous le contrôle de LCN.

Port Granby Project
Daily Dust Monitoring Data

Projet de Port Granby
Surveillance journalière des
particules en suspensions

2017/07/18

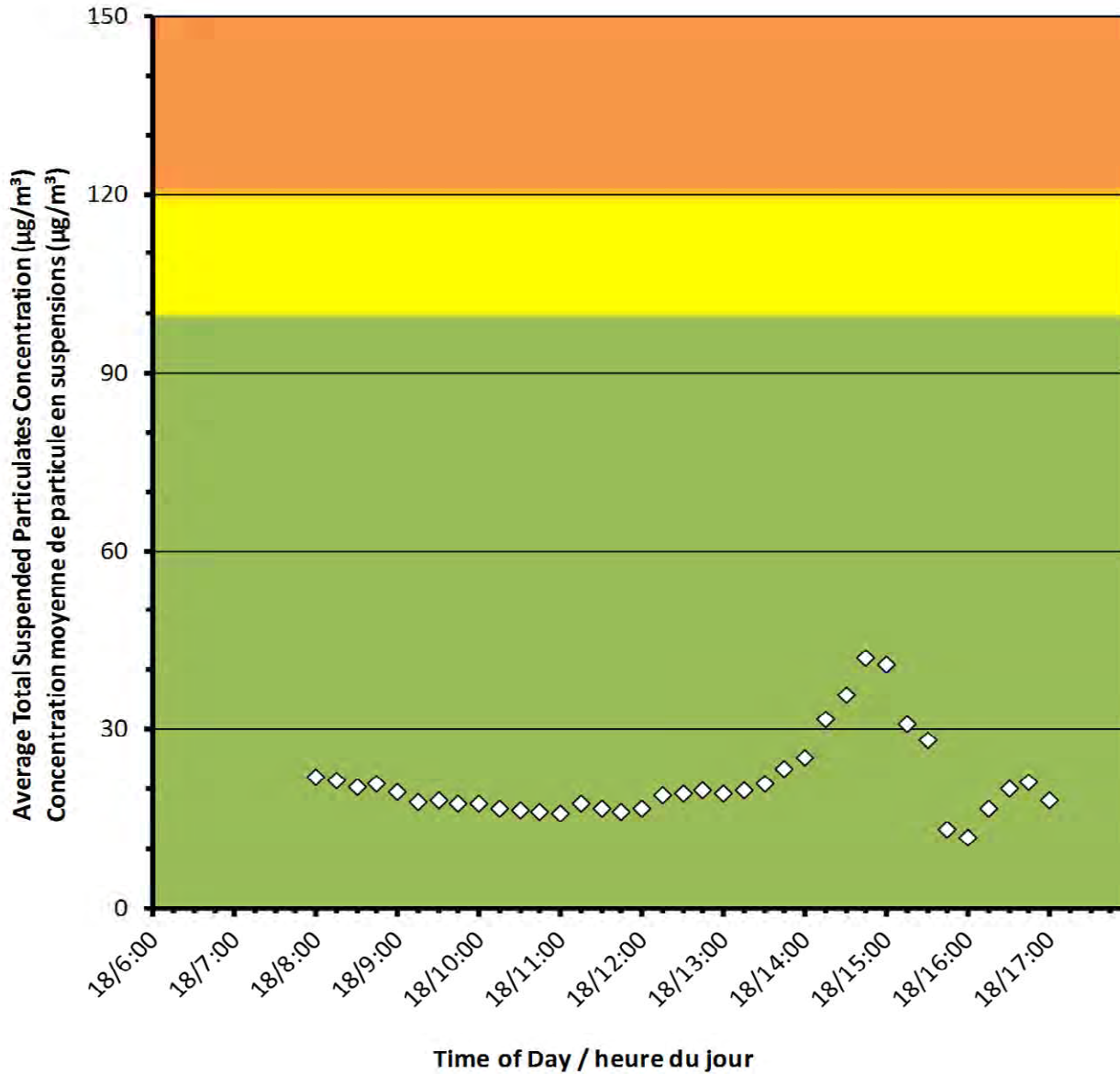
Daily Statistics/Statistiques journalières

42	Maximum Concentration ($\mu\text{g}/\text{m}^3$) Concentration maximale ($\mu\text{g}/\text{m}^3$)
19	Average Concentration ($\mu\text{g}/\text{m}^3$) Concentration moyenne ($\mu\text{g}/\text{m}^3$)

Notes

No additional data. Aucune donnée additionnelle.

Monitor A/Station A





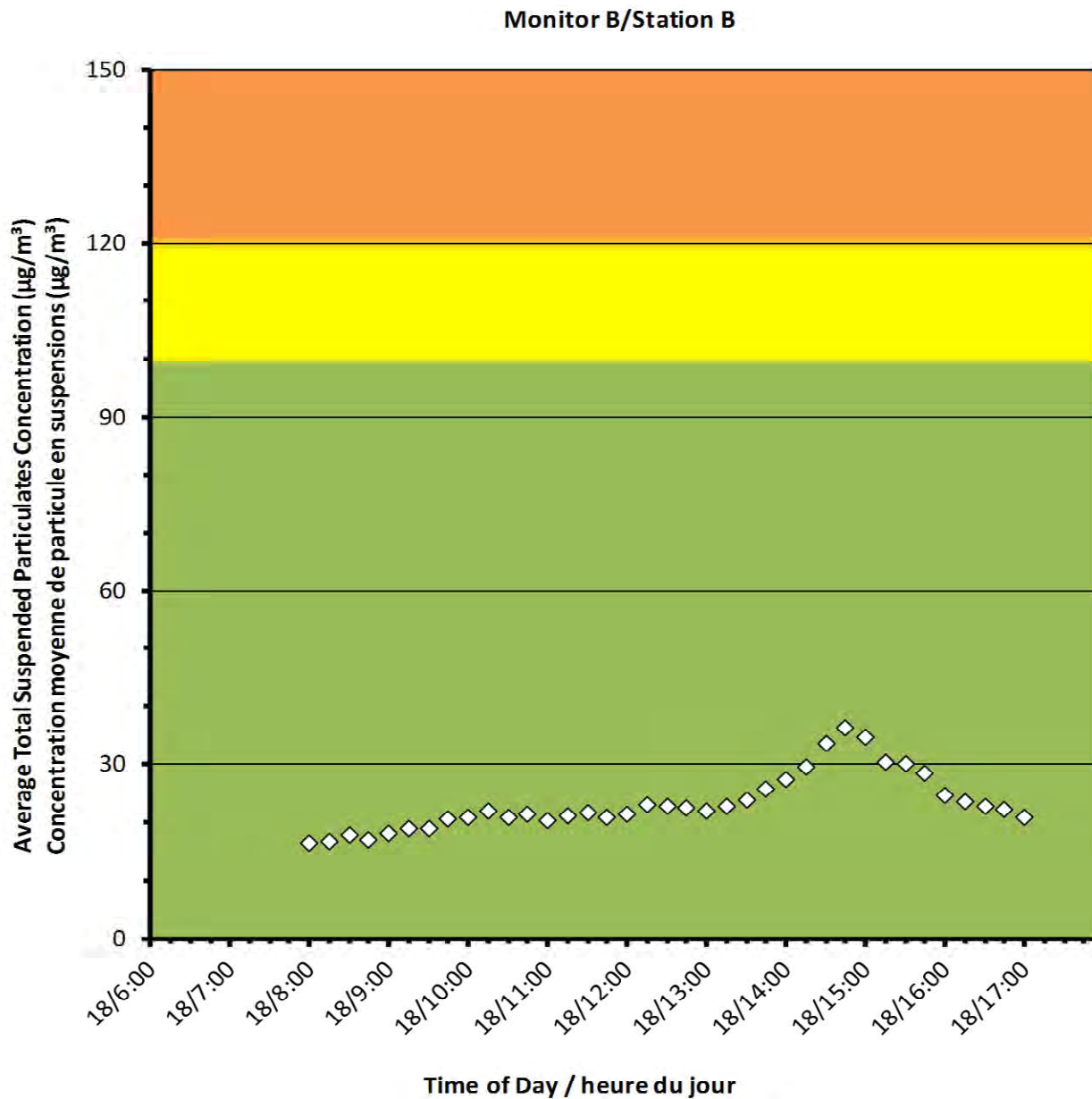
Port Granby Project Daily Dust Monitoring Data

Projet de Port Granby Surveillance journalière des particules en suspensions

2017/07/18

Daily Statistics/Statistiques journalières

36	Maximum Concentration ($\mu\text{g}/\text{m}^3$) Concentration maximale ($\mu\text{g}/\text{m}^3$)
21	Average Concentration ($\mu\text{g}/\text{m}^3$) Concentration moyenne ($\mu\text{g}/\text{m}^3$)



Notes

No additional data. Aucune donnée additionnelle.



Port Granby Project Daily Dust Monitoring Data

Projet de Port Granby Surveillance journalière des particules en suspensions

2017/07/18

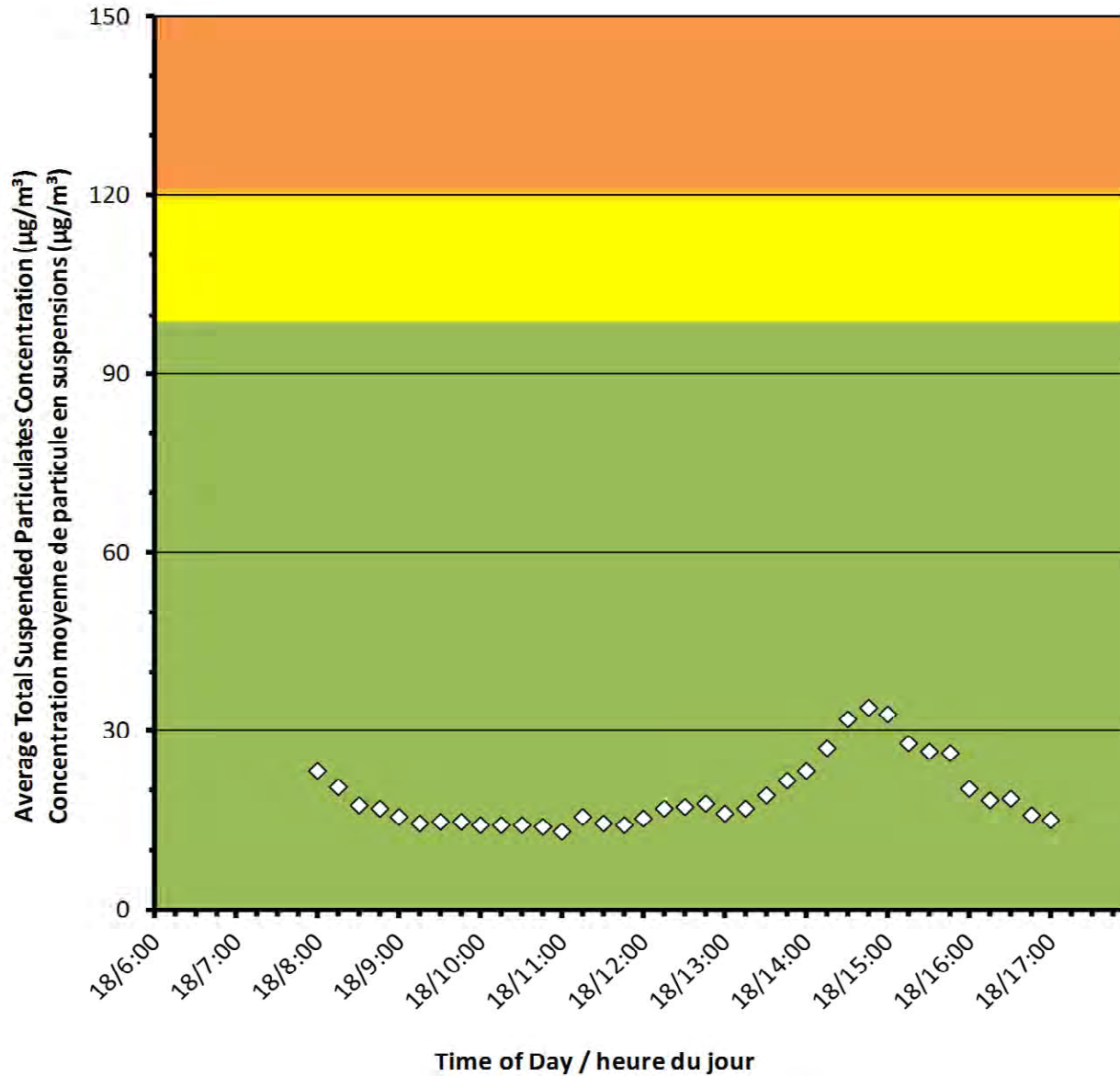
Daily Statistics/Statistiques journalières

34	Maximum Concentration ($\mu\text{g}/\text{m}^3$) Concentration maximale ($\mu\text{g}/\text{m}^3$)
17	Average Concentration ($\mu\text{g}/\text{m}^3$) Concentration moyenne ($\mu\text{g}/\text{m}^3$)

Notes

No additional data. Aucune donnée additionnelle.

Monitor C/Station C

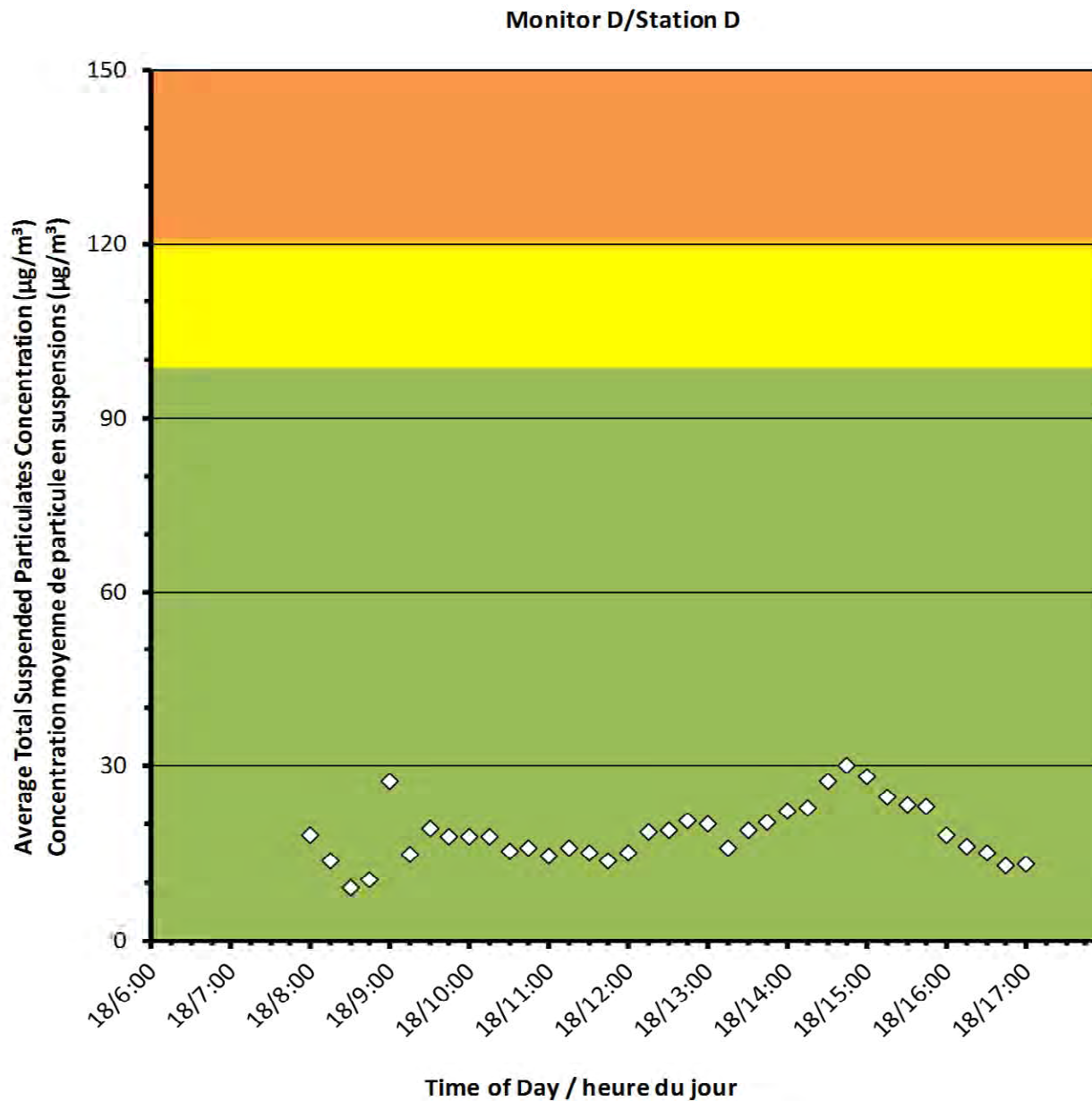




Port Granby Project Daily Dust Monitoring Data

Projet de Port Granby Surveillance journalière des particules en suspensions

2017/07/18



Daily Statistics/Statistiques journalières

30	Maximum Concentration ($\mu\text{g}/\text{m}^3$) Concentration maximale ($\mu\text{g}/\text{m}^3$)
17	Average Concentration ($\mu\text{g}/\text{m}^3$) Concentration moyenne ($\mu\text{g}/\text{m}^3$)

Notes

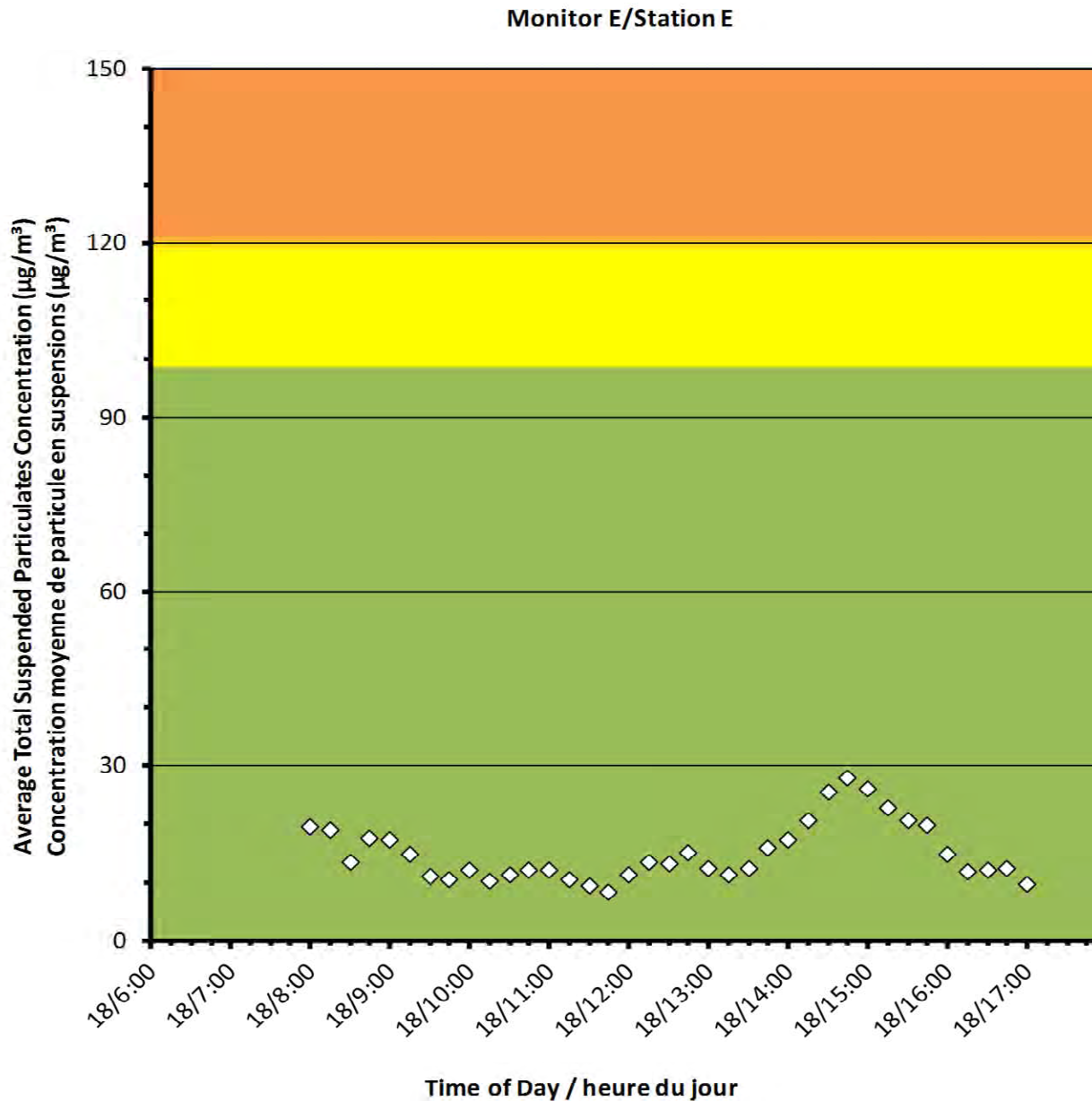
No additional data. Aucune donnée additionnelle.



Port Granby Project Daily Dust Monitoring Data

Projet de Port Granby Surveillance journalière des particules en suspensions

2017/07/18



Daily Statistics/Statistiques journalières

28	Maximum Concentration ($\mu\text{g}/\text{m}^3$) Concentration maximale ($\mu\text{g}/\text{m}^3$)
13	Average Concentration ($\mu\text{g}/\text{m}^3$) Concentration moyenne ($\mu\text{g}/\text{m}^3$)

Notes

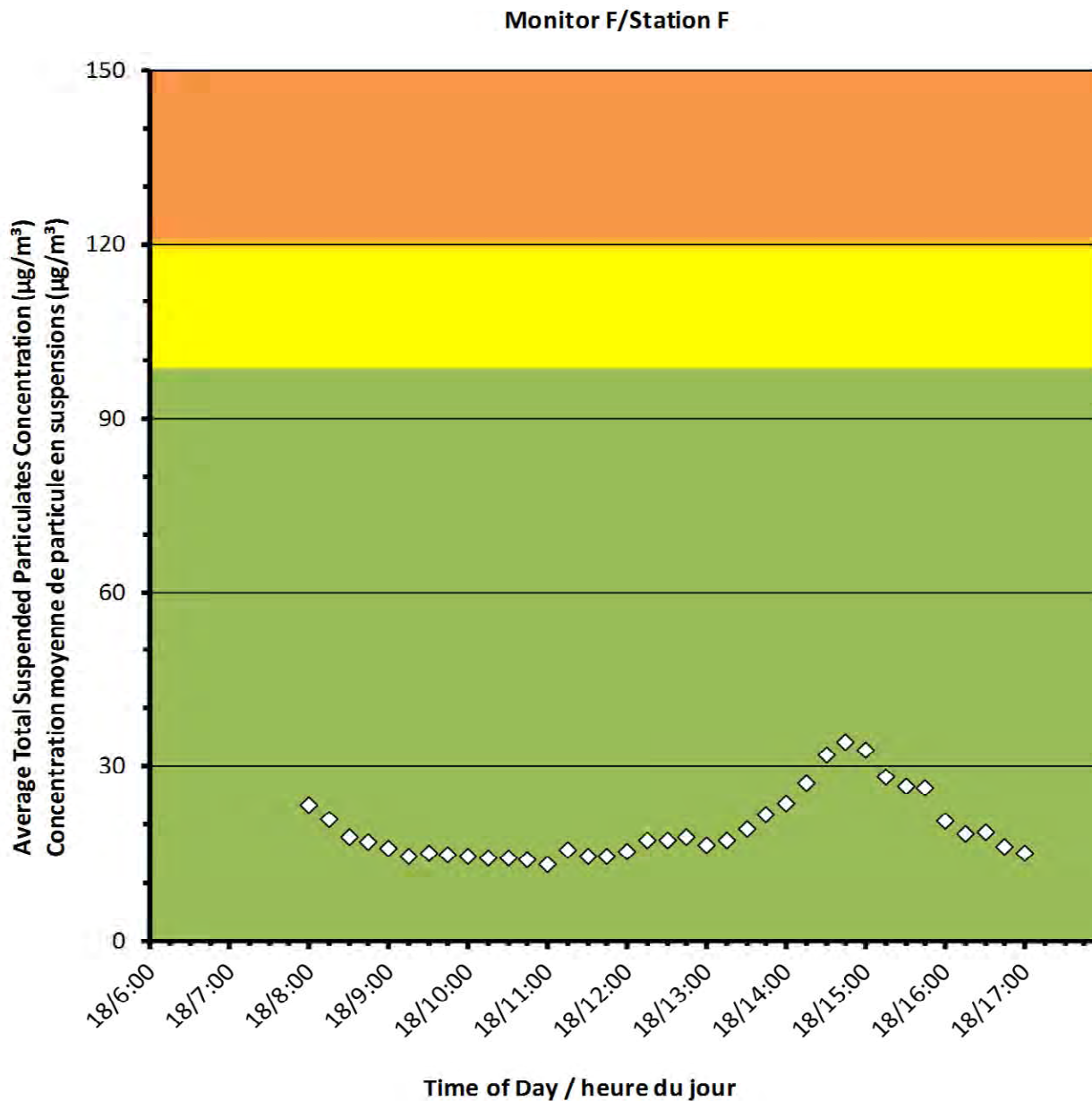
No additional data. Aucune donnée additionnelle.



Port Granby Project Daily Dust Monitoring Data

Projet de Port Granby Surveillance journalière des particules en suspensions

2017/07/18



Daily Statistics/Statistiques journalières

34	Maximum Concentration ($\mu\text{g}/\text{m}^3$) Concentration maximale ($\mu\text{g}/\text{m}^3$)
17	Average Concentration ($\mu\text{g}/\text{m}^3$) Concentration moyenne ($\mu\text{g}/\text{m}^3$)

Notes

No additional data. Aucune donnée additionnelle.



Canadian Nuclear Laboratories | Laboratoires Nucléaires Canadiens

Port Granby Project

Daily Dust Monitoring Data

Projet de Port Granby

Surveillance journalière des particules en suspensions

2017/07/19

Legend/Légende



Independent Dust Monitoring
Surveillance indépendante



Work Site perimeter
Périmètre du chantier général.



CNL Controlled Area
Périmètre du site sous le contrôle de LCN.



Port Granby Project Daily Dust Monitoring Data

Projet de Port Granby Surveillance journalière des particules en suspensions

2017/07/19

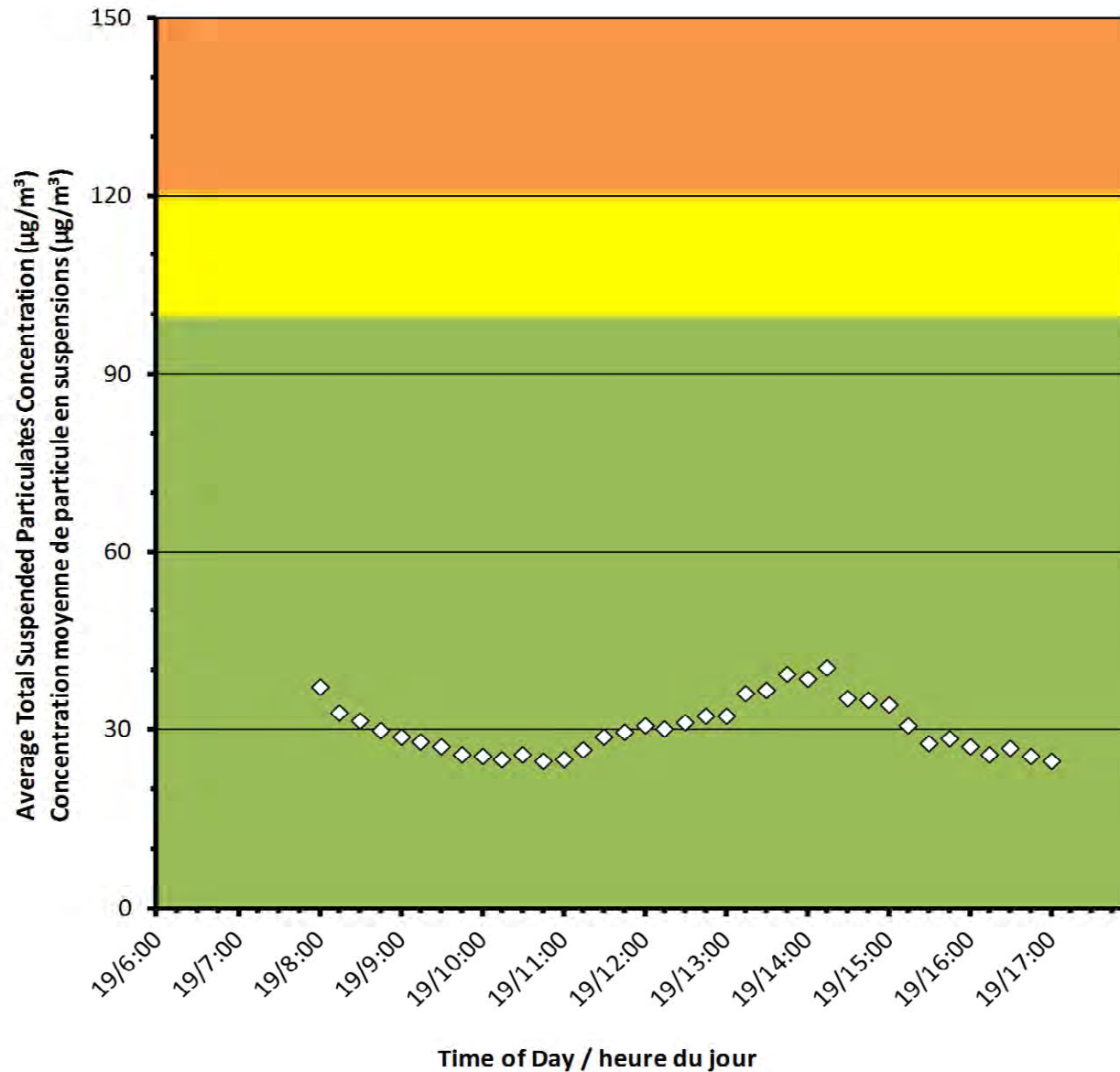
Daily Statistics/Statistiques journalières

40	Maximum Concentration ($\mu\text{g}/\text{m}^3$) Concentration maximale ($\mu\text{g}/\text{m}^3$)
27	Average Concentration ($\mu\text{g}/\text{m}^3$) Concentration moyenne ($\mu\text{g}/\text{m}^3$)

Notes

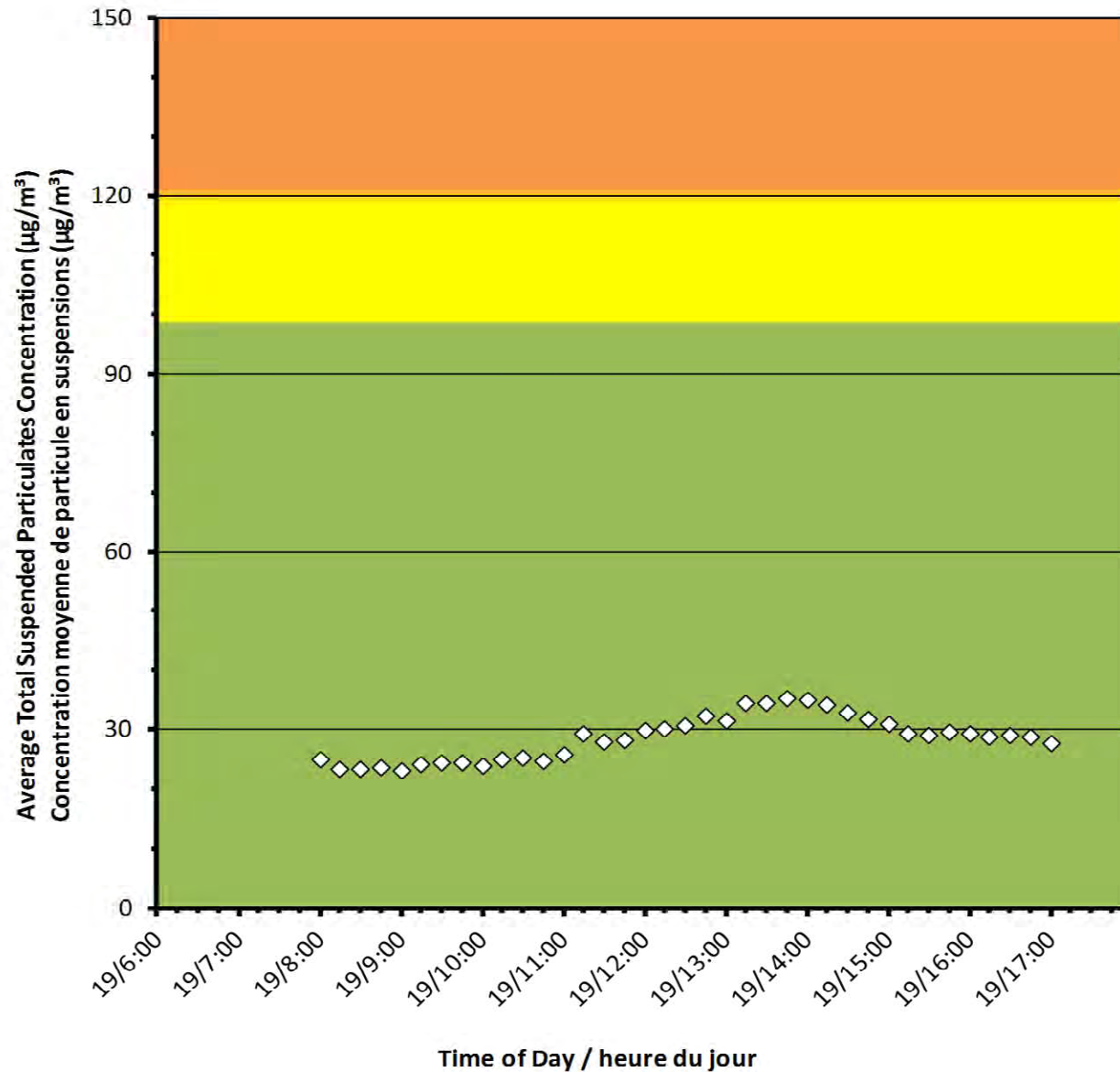
No additional data. Aucune donnée
additionnelle.

Monitor A/Station A





Monitor B/Station B



Port Granby Project Daily Dust Monitoring Data

Projet de Port Granby Surveillance journalière des particules en suspensions

2017/07/19

Daily Statistics/Statistiques journalières

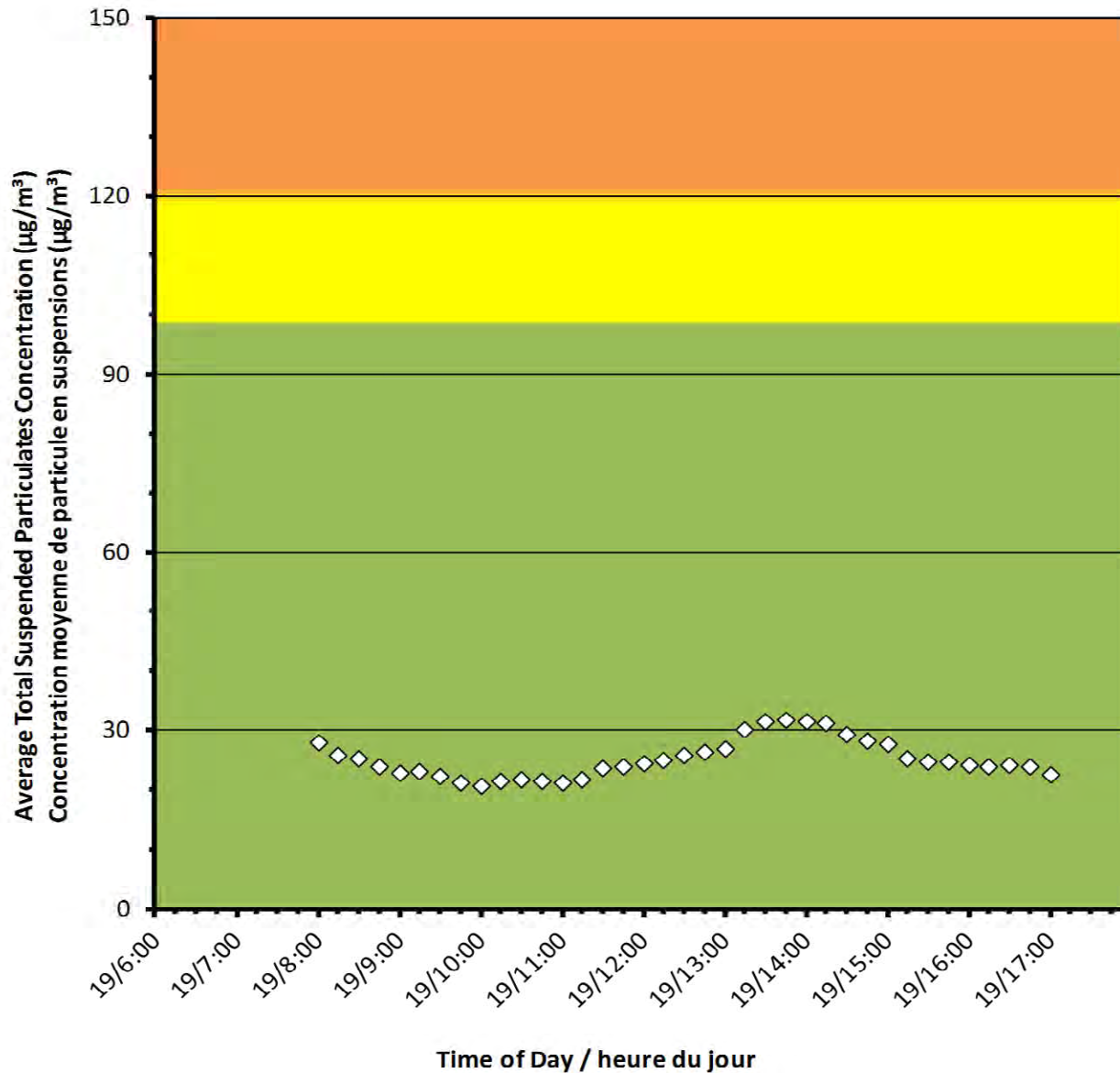
35	Maximum Concentration ($\mu\text{g}/\text{m}^3$) Concentration maximale ($\mu\text{g}/\text{m}^3$)
26	Average Concentration ($\mu\text{g}/\text{m}^3$) Concentration moyenne ($\mu\text{g}/\text{m}^3$)

Notes

No additional data. Aucune donnée additionnelle.



Monitor C/Station C



Port Granby Project Daily Dust Monitoring Data

Projet de Port Granby Surveillance journalière des particules en suspensions

2017/07/19

Daily Statistics/Statistiques journalières

32	Maximum Concentration (µg/m ³) Concentration maximale (µg/m ³)
23	Average Concentration (µg/m ³) Concentration moyenne (µg/m ³)

Notes

No additional data. Aucune donnée additionnelle.



Port Granby Project Daily Dust Monitoring Data

Projet de Port Granby Surveillance journalière des particules en suspensions

2017/07/19

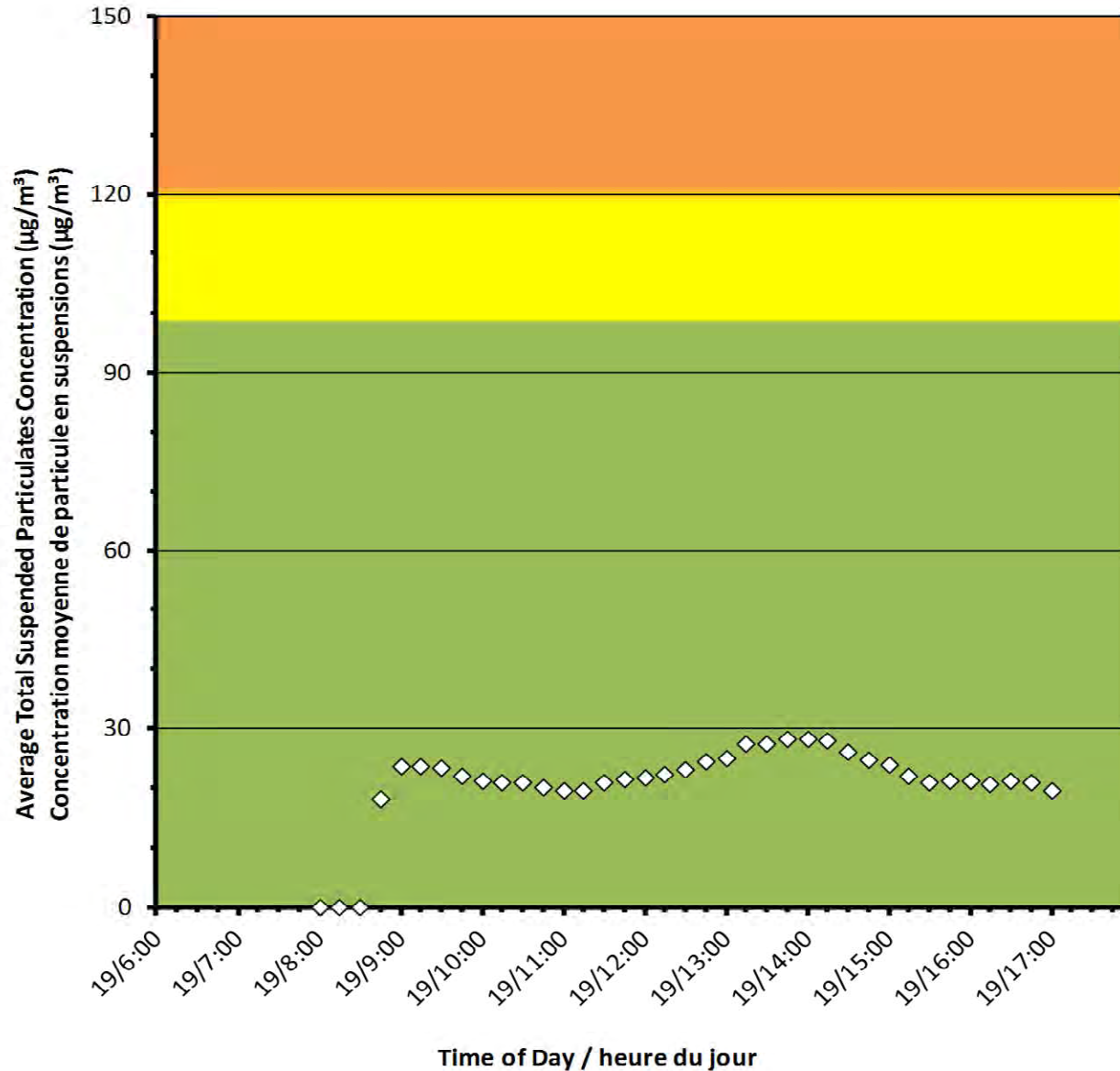
Daily Statistics/Statistiques journalières

28	Maximum Concentration ($\mu\text{g}/\text{m}^3$) Concentration maximale ($\mu\text{g}/\text{m}^3$)
19	Average Concentration ($\mu\text{g}/\text{m}^3$) Concentration moyenne ($\mu\text{g}/\text{m}^3$)

Notes

No additional data. Aucune donnée
additionnelle.

Monitor D/Station D



Port Granby Project
Daily Dust Monitoring Data

Projet de Port Granby
Surveillance journalière des
particules en suspensions

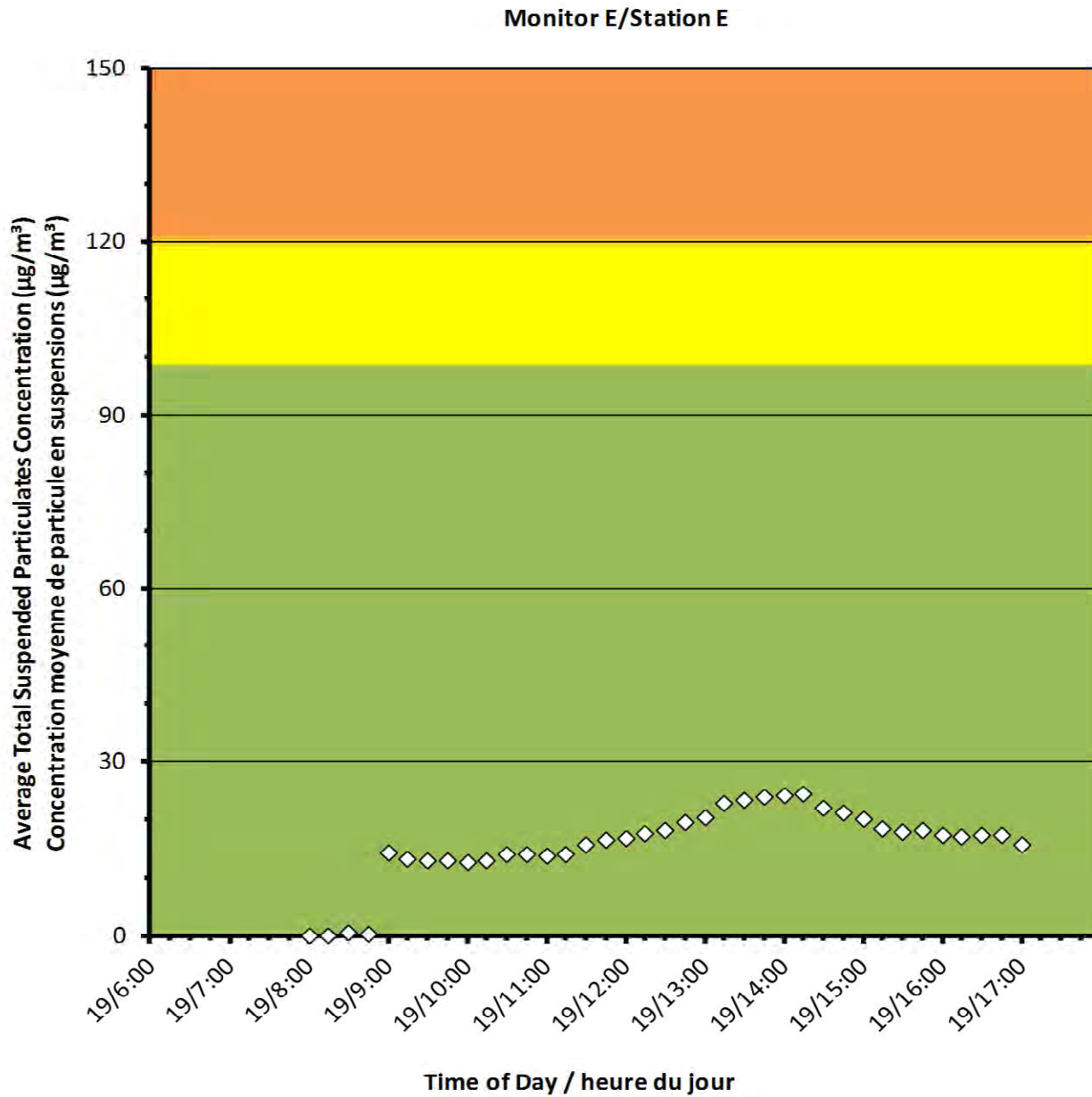
2017/07/19

Daily Statistics/Statistiques journalières

24	Maximum Concentration ($\mu\text{g}/\text{m}^3$) Concentration maximale ($\mu\text{g}/\text{m}^3$)
14	Average Concentration ($\mu\text{g}/\text{m}^3$) Concentration moyenne ($\mu\text{g}/\text{m}^3$)

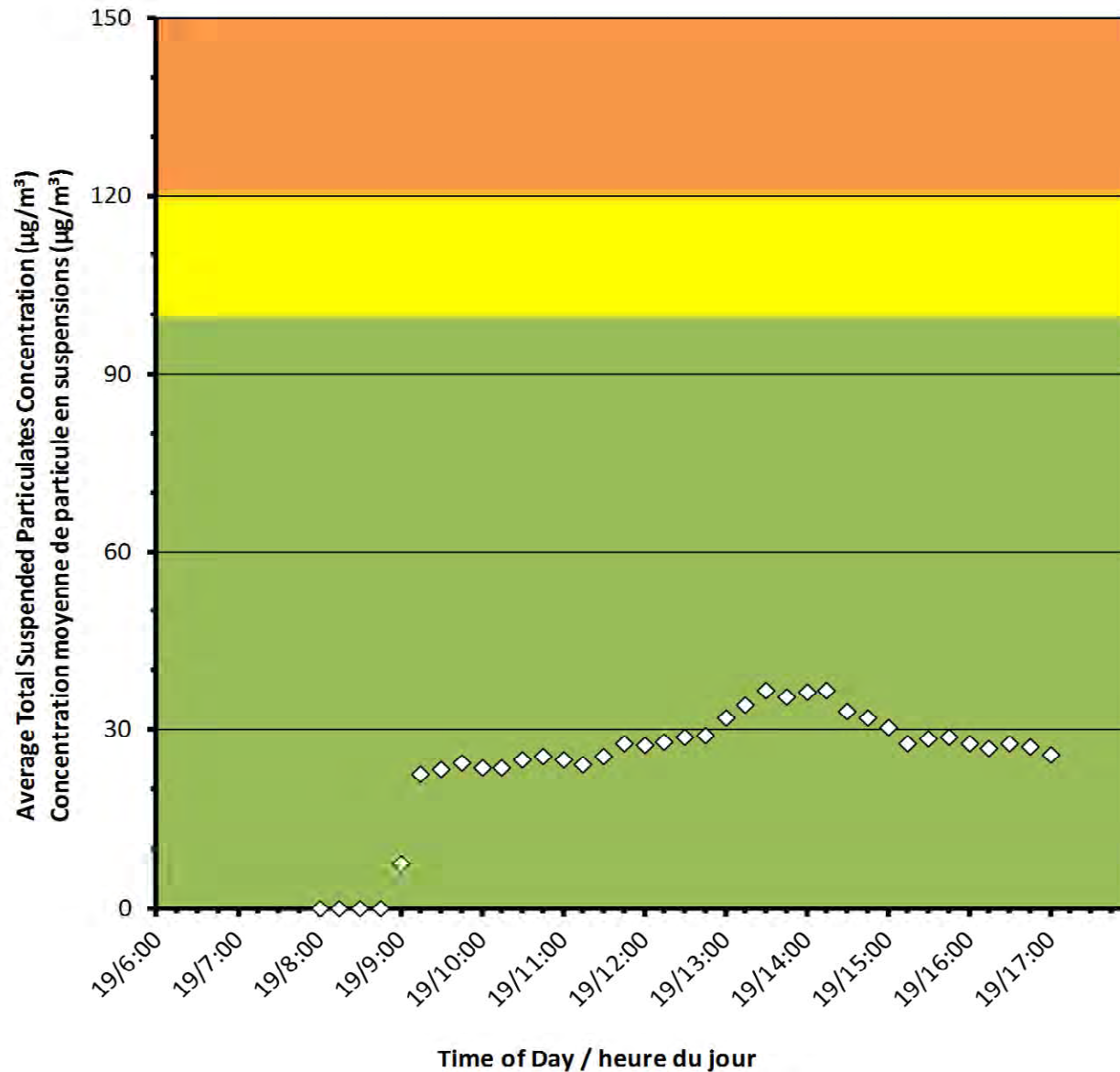
Notes

No additional data. Aucune donnée additionnelle.





Monitor F/Station F



Port Granby Project Daily Dust Monitoring Data

Projet de Port Granby Surveillance journalière des particules en suspensions

2017/07/19

Daily Statistics/Statistiques journalières

37

Maximum Concentration ($\mu\text{g}/\text{m}^3$)
Concentration maximale ($\mu\text{g}/\text{m}^3$)

22

Average Concentration ($\mu\text{g}/\text{m}^3$)
Concentration moyenne ($\mu\text{g}/\text{m}^3$)

Notes

No additional data. Aucune donnée
additionnelle.



Canadian Nuclear Laboratories | Laboratoires Nucléaires Canadiens

Port Granby Project

Daily Dust Monitoring Data

Projet de Port Granby

Surveillance journalière des particules en suspensions

2017/07/20

Legend/Légende



Independent Dust Monitoring
Surveillance indépendante



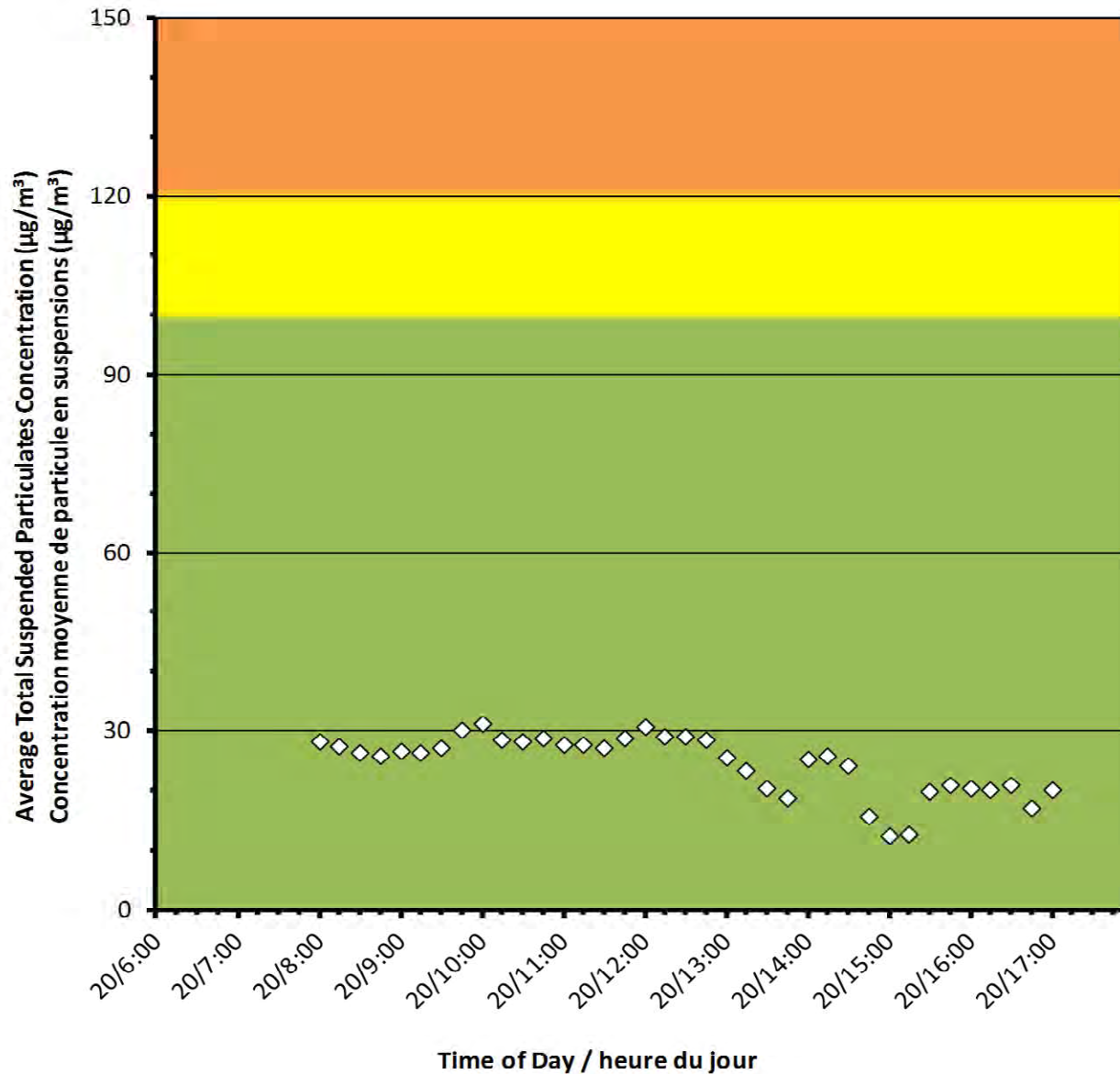
Work Site perimeter
Périmètre du chantier général.



CNL Controlled Area
Périmètre du site sous le contrôle de LCN.



Monitor A/Station A



Port Granby Project Daily Dust Monitoring Data

Projet de Port Granby Surveillance journalière des particules en suspensions

2017/07/20

Daily Statistics/Statistiques journalières

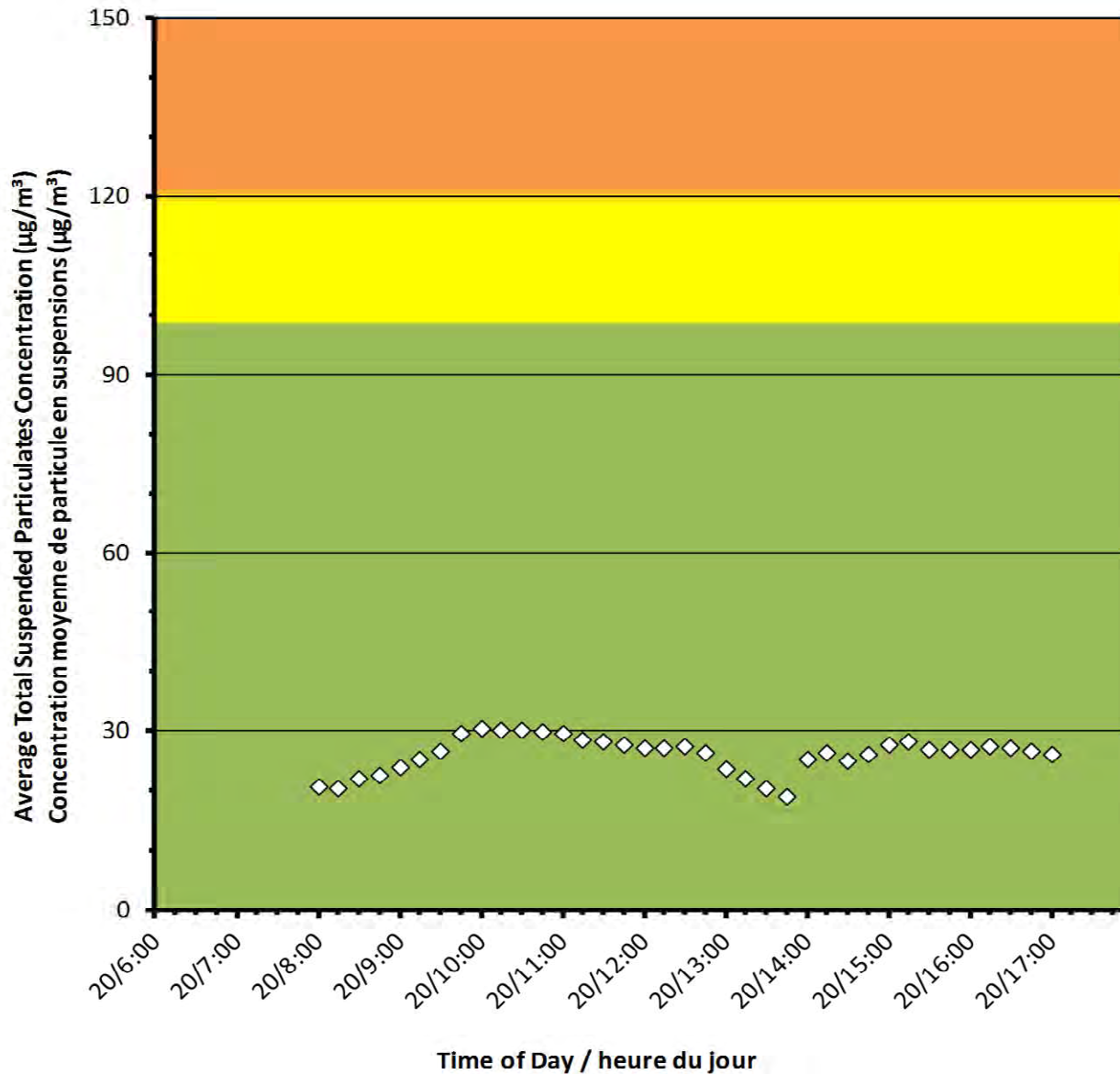
31	Maximum Concentration ($\mu\text{g}/\text{m}^3$) Concentration maximale ($\mu\text{g}/\text{m}^3$)
22	Average Concentration ($\mu\text{g}/\text{m}^3$) Concentration moyenne ($\mu\text{g}/\text{m}^3$)

Notes

No additional data. Aucune donnée additionnelle.



Monitor B/Station B



Port Granby Project Daily Dust Monitoring Data

Projet de Port Granby Surveillance journalière des particules en suspensions

2017/07/20

Daily Statistics/Statistiques journalières

30	Maximum Concentration ($\mu\text{g}/\text{m}^3$) Concentration maximale ($\mu\text{g}/\text{m}^3$)
23	Average Concentration ($\mu\text{g}/\text{m}^3$) Concentration moyenne ($\mu\text{g}/\text{m}^3$)

Notes

No additional data. Aucune donnée additionnelle.



Port Granby Project Daily Dust Monitoring Data

Projet de Port Granby Surveillance journalière des particules en suspensions

2017/07/20

Daily Statistics/Statistiques journalières

28

Maximum Concentration ($\mu\text{g}/\text{m}^3$)
Concentration maximale ($\mu\text{g}/\text{m}^3$)

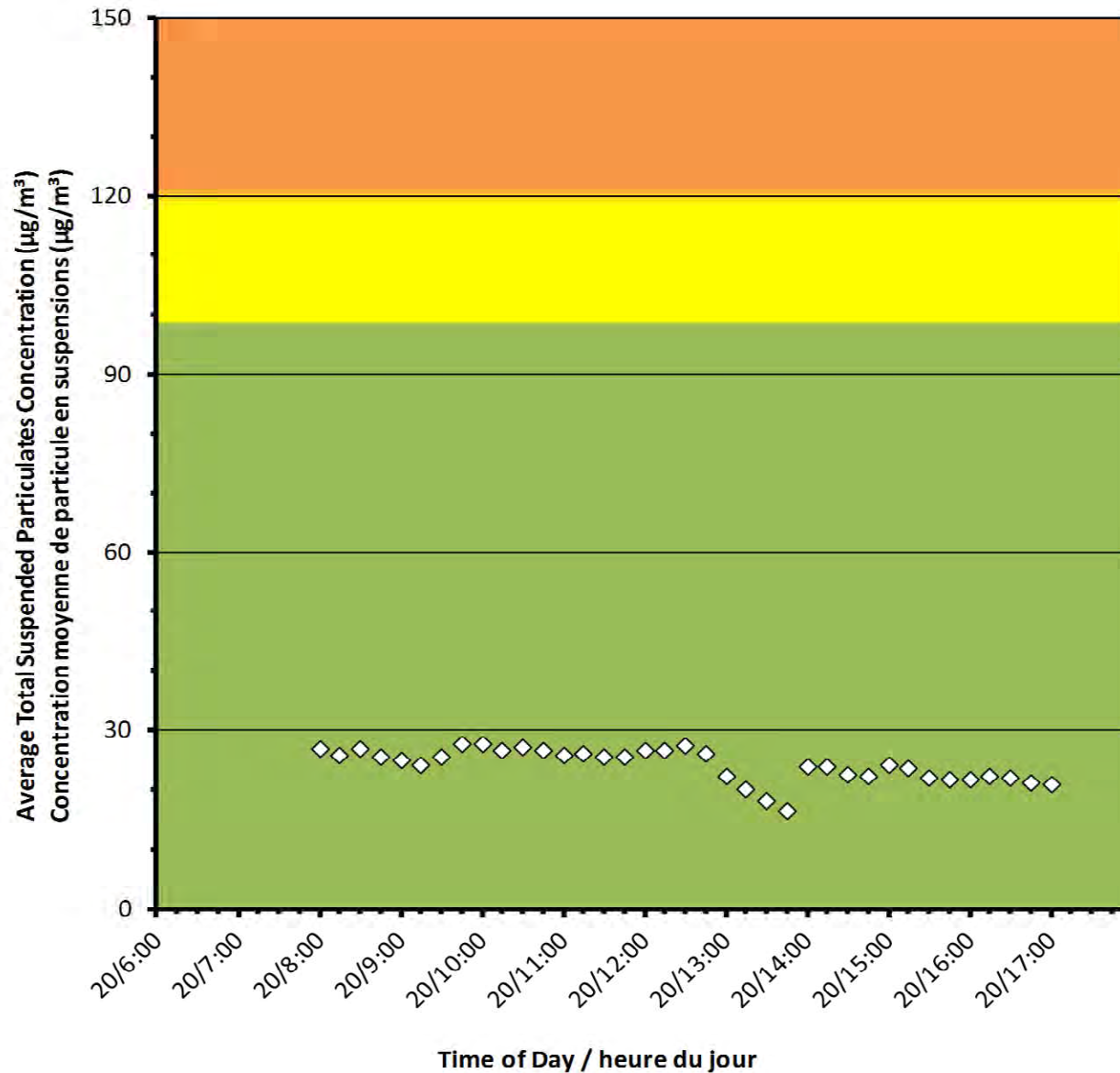
22

Average Concentration ($\mu\text{g}/\text{m}^3$)
Concentration moyenne ($\mu\text{g}/\text{m}^3$)

Notes

No additional data. Aucune donnée
additionnelle.

Monitor C/Station C





**Port Granby Project
Daily Dust Monitoring Data**

**Projet de Port Granby
Surveillance journalière des
particules en suspensions**

2017/07/20

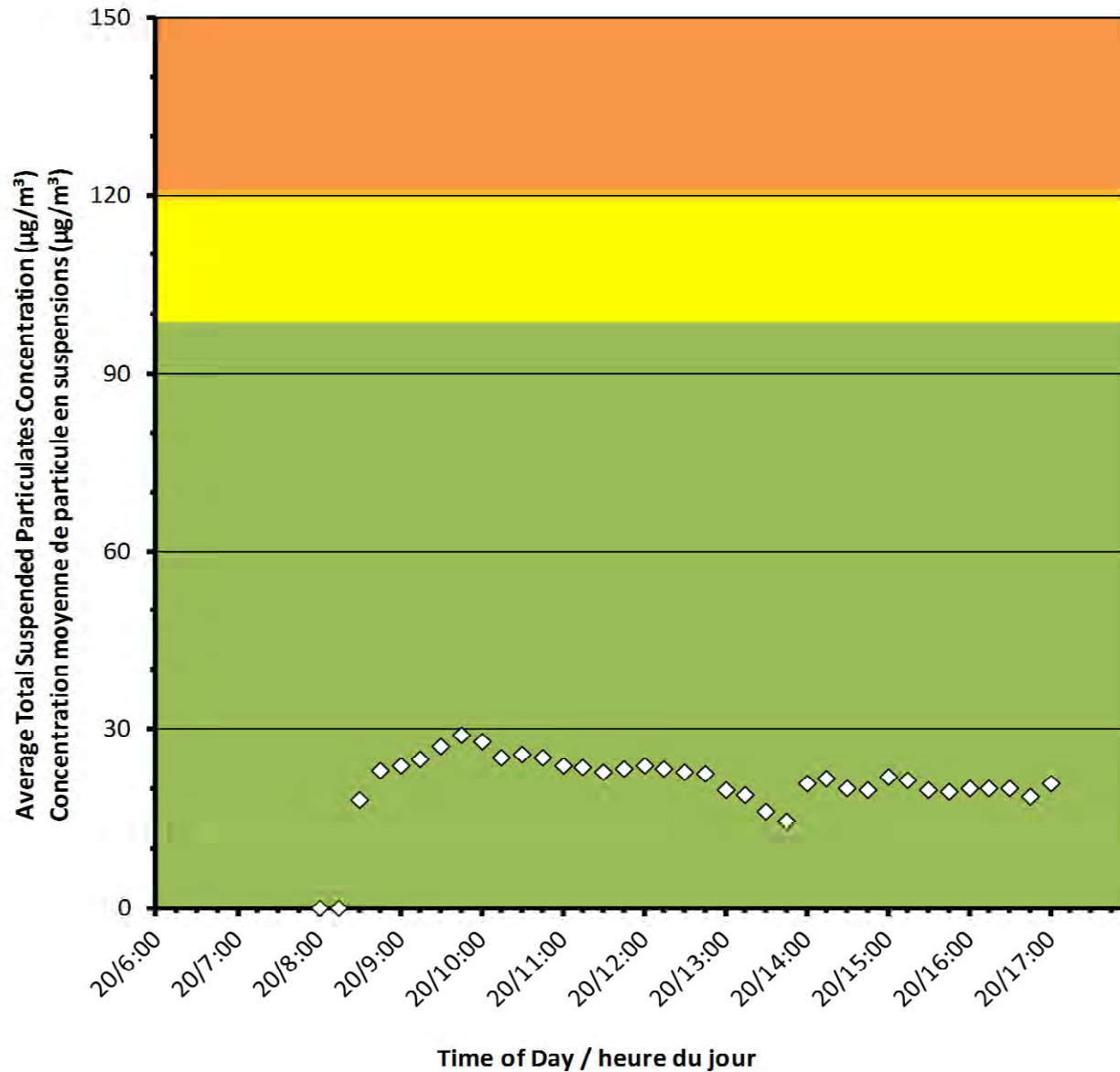
Daily Statistics/Statistiques journalières

29	Maximum Concentration ($\mu\text{g}/\text{m}^3$) Concentration maximale ($\mu\text{g}/\text{m}^3$)
19	Average Concentration ($\mu\text{g}/\text{m}^3$) Concentration moyenne ($\mu\text{g}/\text{m}^3$)

Notes

No additional data. Aucune donnée additionnelle.

Monitor D/Station D





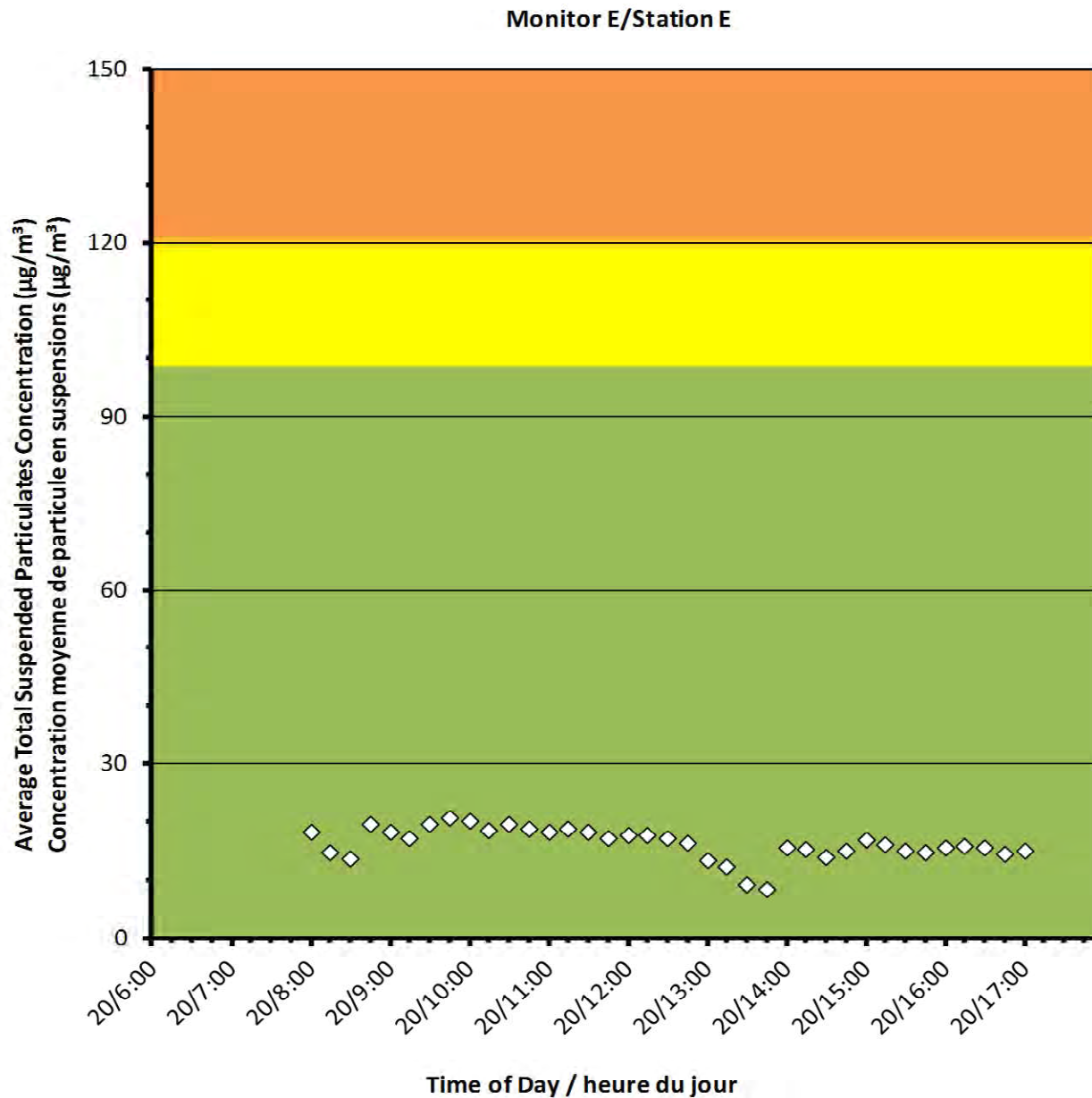
Port Granby Project Daily Dust Monitoring Data

Projet de Port Granby Surveillance journalière des particules en suspensions

2017/07/20

Daily Statistics/Statistiques journalières

20	Maximum Concentration ($\mu\text{g}/\text{m}^3$) Concentration maximale ($\mu\text{g}/\text{m}^3$)
14	Average Concentration ($\mu\text{g}/\text{m}^3$) Concentration moyenne ($\mu\text{g}/\text{m}^3$)

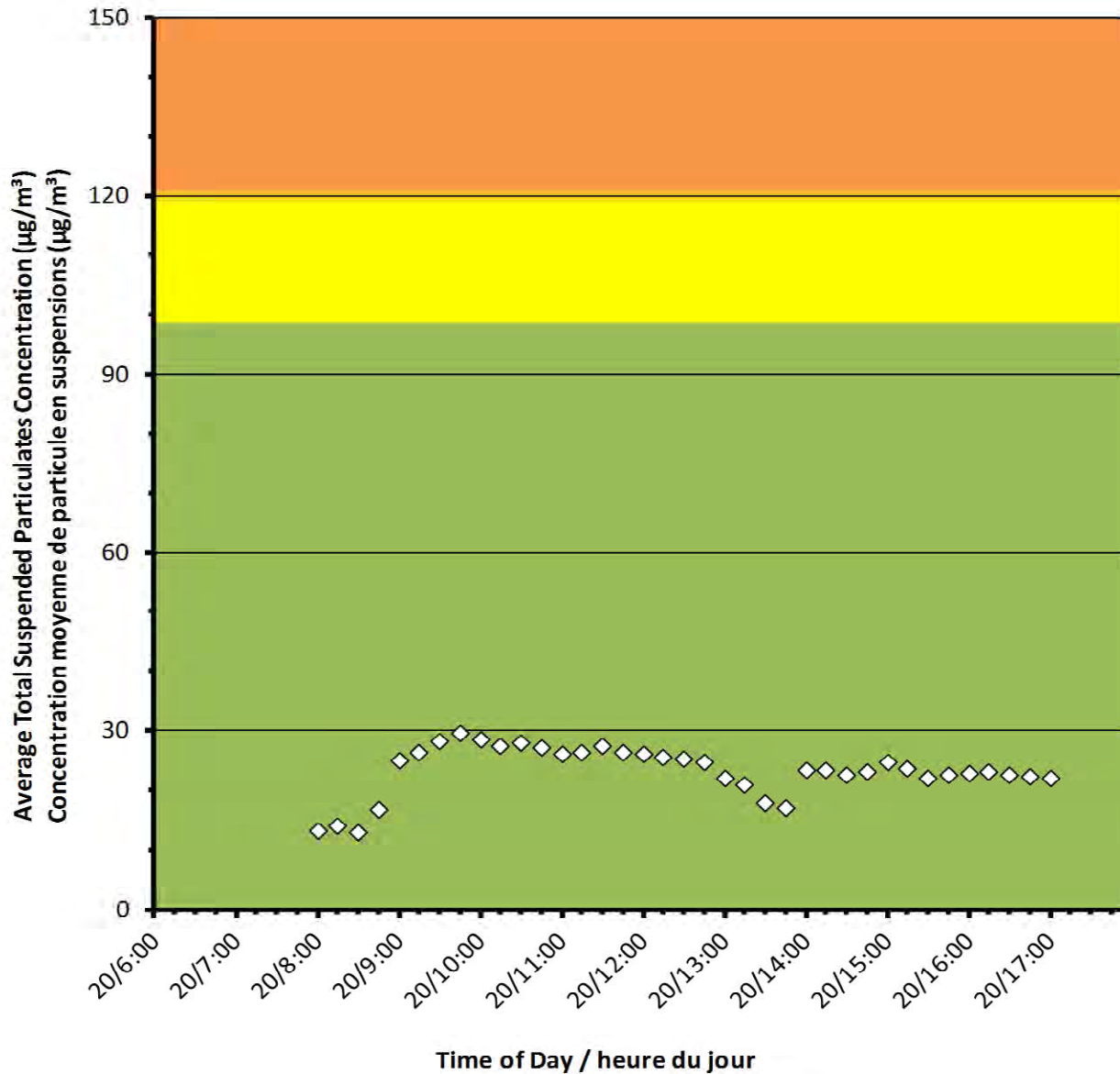


Notes

No additional data. Aucune donnée additionnelle.



Monitor F/Station F



Port Granby Project Daily Dust Monitoring Data

Projet de Port Granby Surveillance journalière des particules en suspensions

2017/07/20

Daily Statistics/Statistiques journalières

30	Maximum Concentration ($\mu\text{g}/\text{m}^3$) Concentration maximale ($\mu\text{g}/\text{m}^3$)
21	Average Concentration ($\mu\text{g}/\text{m}^3$) Concentration moyenne ($\mu\text{g}/\text{m}^3$)

Notes

No additional data. Aucune donnée additionnelle.



Canadian Nuclear Laboratories | Laboratoires Nucléaires Canadiens

Port Granby Project

Daily Dust Monitoring Data

Projet de Port Granby

Surveillance journalière des particules en suspensions

2017/07/21

Legend/Légende



Independent Dust Monitoring
Surveillance indépendante



Work Site perimeter
Périmètre du chantier général.



CNL Controlled Area
Périmètre du site sous le contrôle de LCN.

**Port Granby Project
Daily Dust Monitoring Data**

**Projet de Port Granby
Surveillance journalière des
particules en suspensions**

2017/07/21

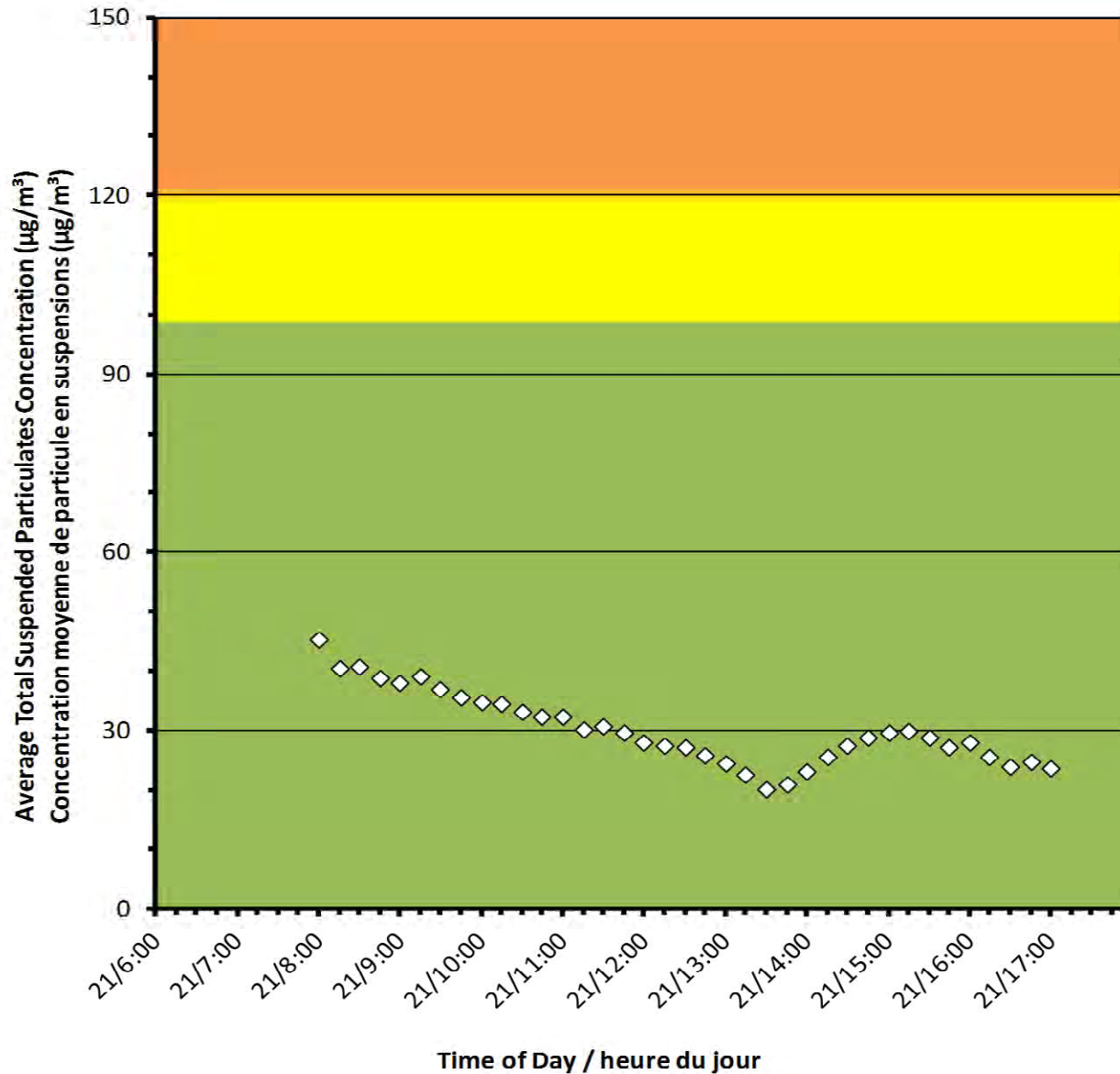
Daily Statistics/Statistiques journalières

45	Maximum Concentration ($\mu\text{g}/\text{m}^3$) Concentration maximale ($\mu\text{g}/\text{m}^3$)
27	Average Concentration ($\mu\text{g}/\text{m}^3$) Concentration moyenne ($\mu\text{g}/\text{m}^3$)

Notes

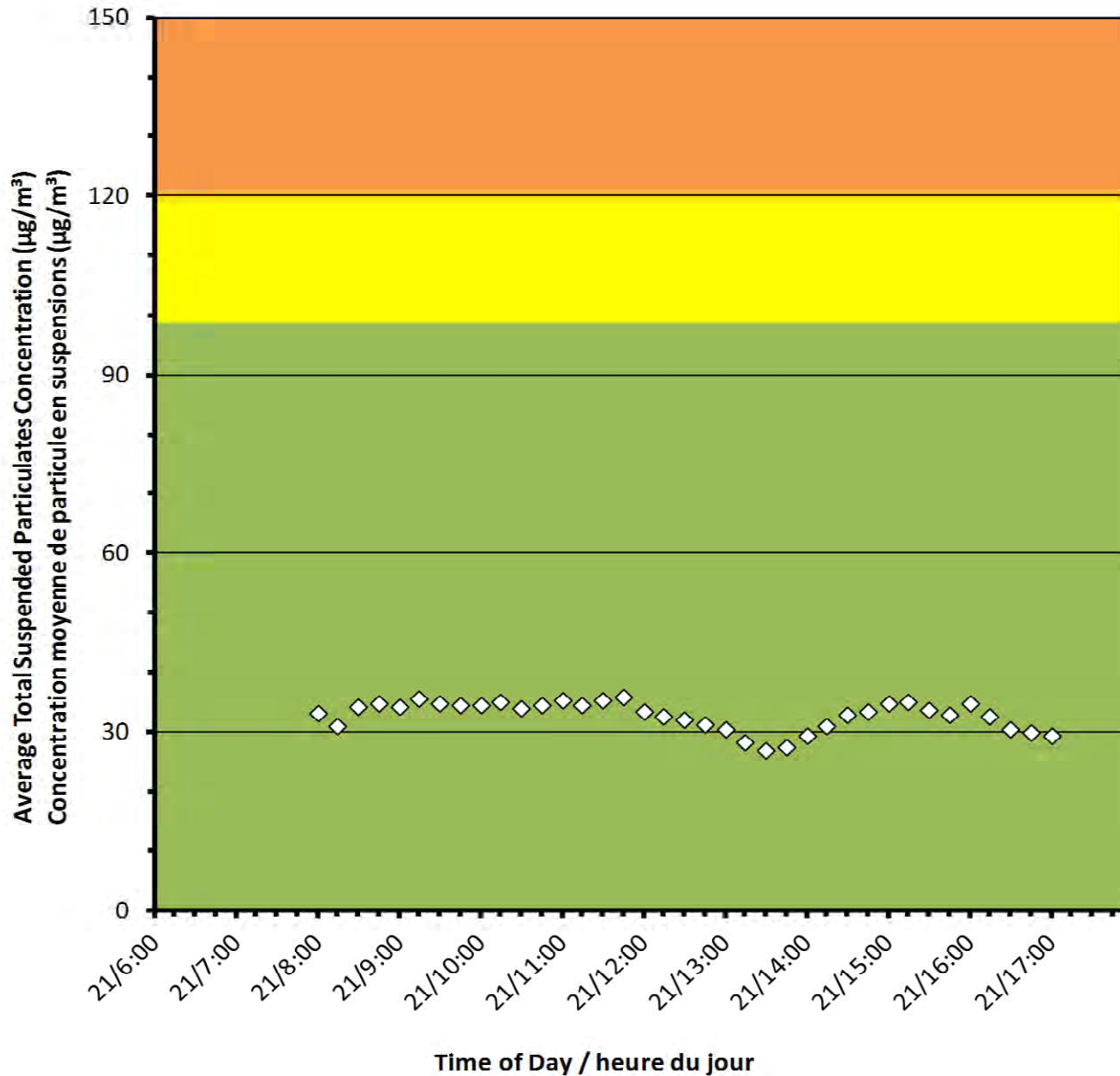
No additional data. Aucune donnée additionnelle.

Monitor A/Station A





Monitor B/Station B



Port Granby Project Daily Dust Monitoring Data

Projet de Port Granby Surveillance journalière des particules en suspensions

2017/07/21

Daily Statistics/Statistiques journalières

36	Maximum Concentration ($\mu\text{g}/\text{m}^3$) Concentration maximale ($\mu\text{g}/\text{m}^3$)
29	Average Concentration ($\mu\text{g}/\text{m}^3$) Concentration moyenne ($\mu\text{g}/\text{m}^3$)

Notes

No additional data. Aucune donnée additionnelle.



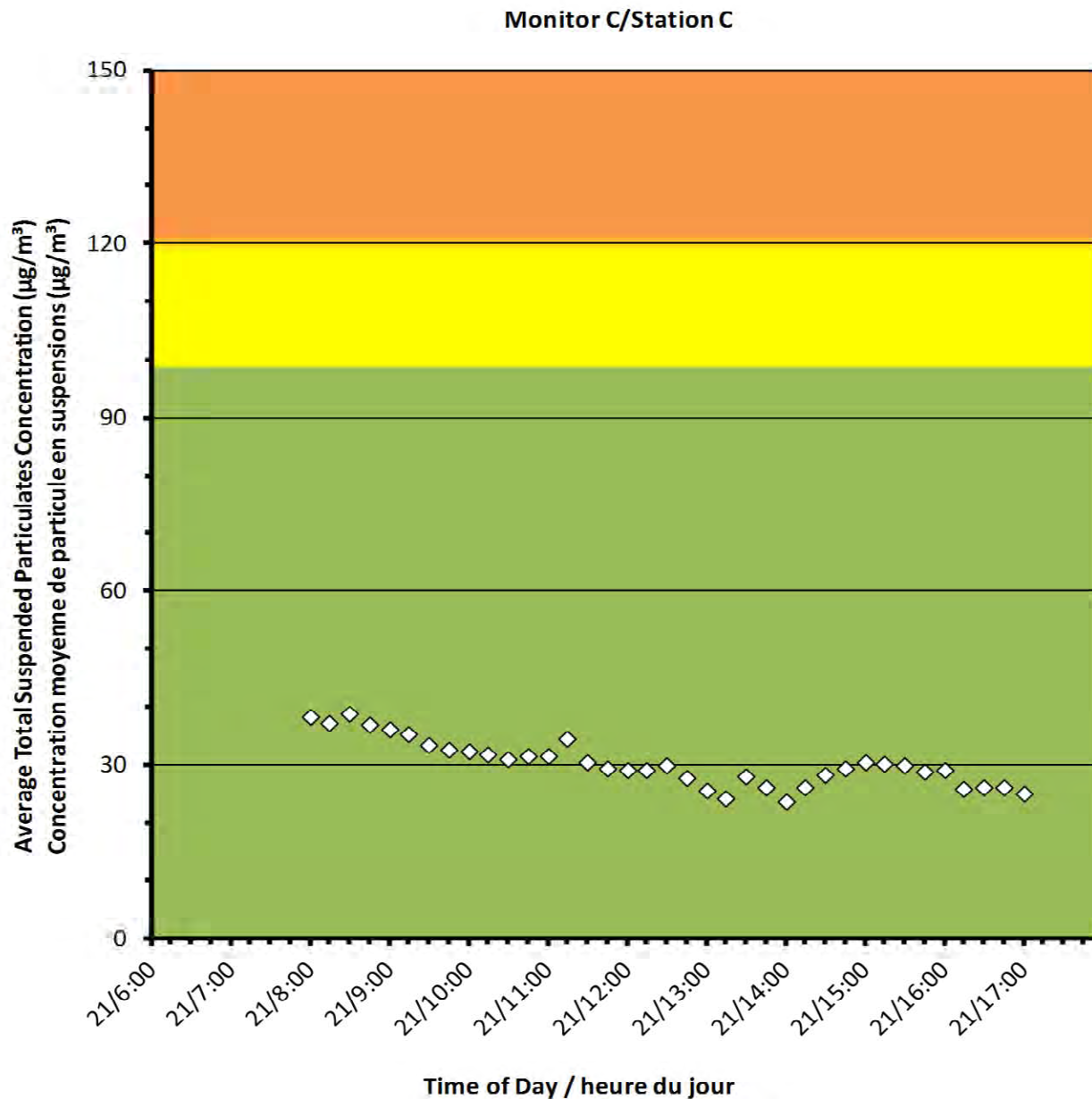
Port Granby Project Daily Dust Monitoring Data

Projet de Port Granby Surveillance journalière des particules en suspensions

2017/07/21

Daily Statistics/Statistiques journalières

39	Maximum Concentration ($\mu\text{g}/\text{m}^3$) Concentration maximale ($\mu\text{g}/\text{m}^3$)
27	Average Concentration ($\mu\text{g}/\text{m}^3$) Concentration moyenne ($\mu\text{g}/\text{m}^3$)



Notes

No additional data. Aucune donnée additionnelle.



Port Granby Project Daily Dust Monitoring Data

Projet de Port Granby Surveillance journalière des particules en suspensions

2017/07/21

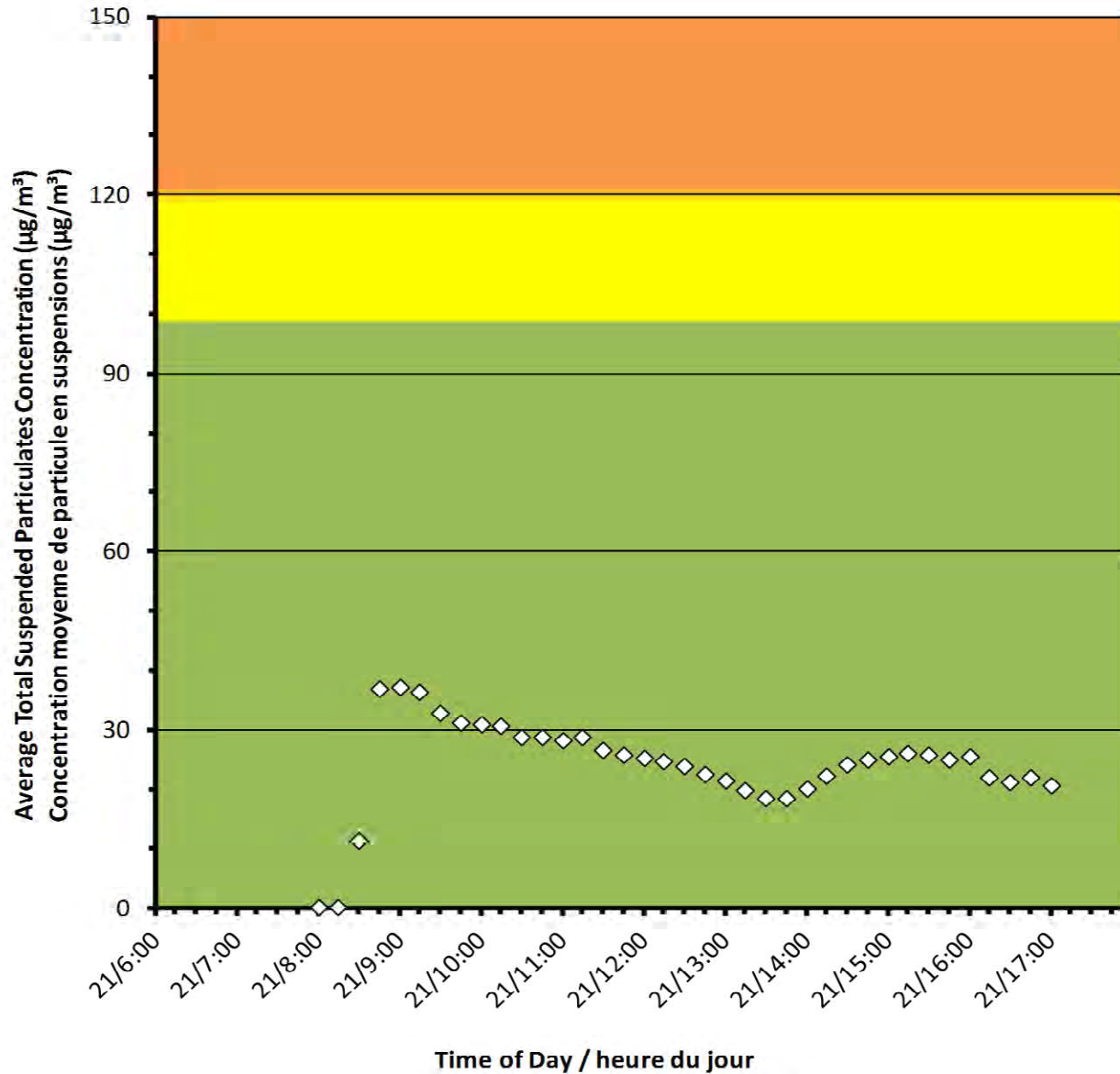
Daily Statistics/Statistiques journalières

37	Maximum Concentration ($\mu\text{g}/\text{m}^3$) Concentration maximale ($\mu\text{g}/\text{m}^3$)
22	Average Concentration ($\mu\text{g}/\text{m}^3$) Concentration moyenne ($\mu\text{g}/\text{m}^3$)

Notes

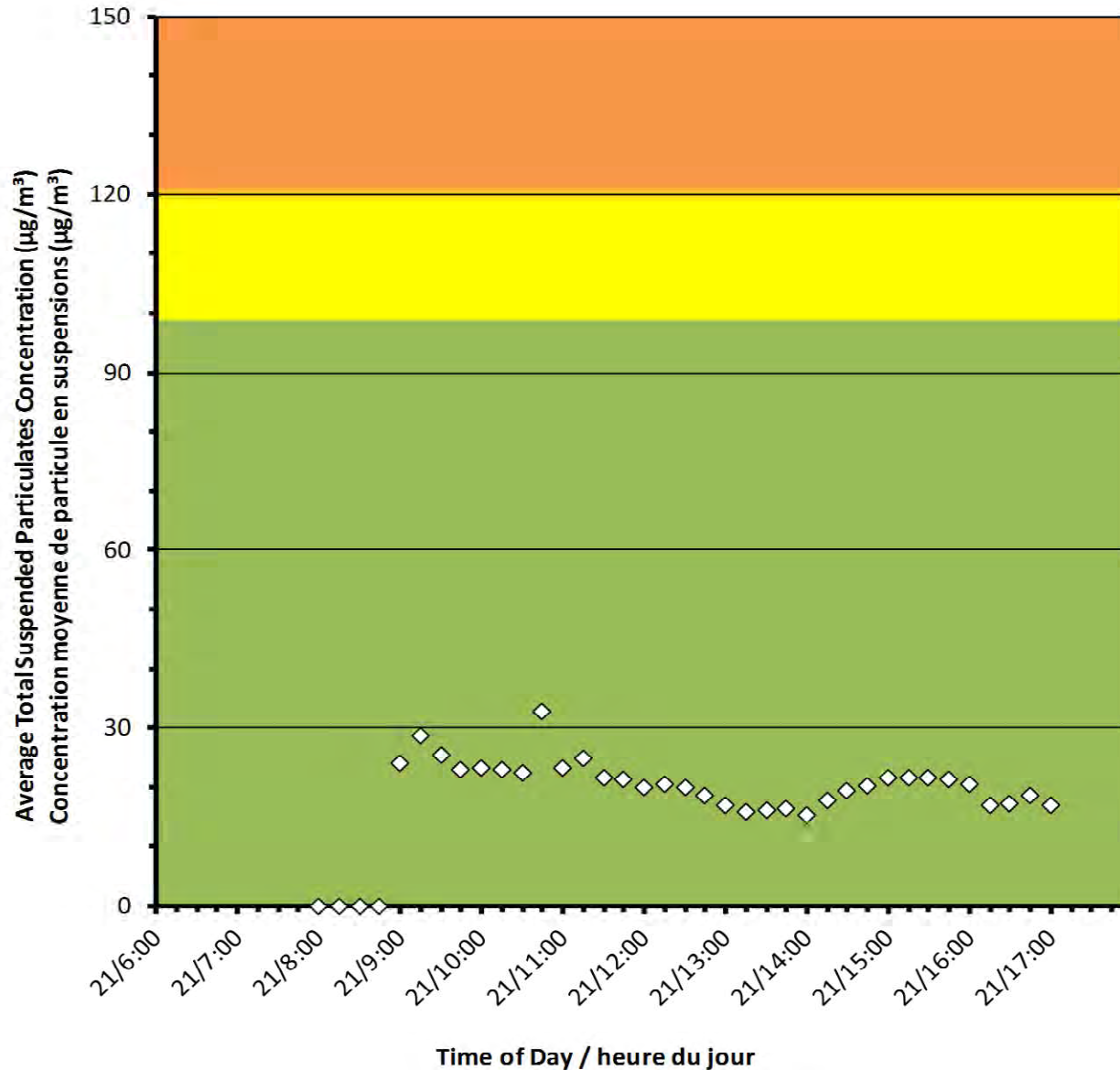
No additional data. Aucune donnée additionnelle.

Monitor D/Station D





Monitor E/Station E



Port Granby Project Daily Dust Monitoring Data

Projet de Port Granby Surveillance journalière des particules en suspensions

2017/07/21

Daily Statistics/Statistiques journalières

33	Maximum Concentration ($\mu\text{g}/\text{m}^3$) Concentration maximale ($\mu\text{g}/\text{m}^3$)
16	Average Concentration ($\mu\text{g}/\text{m}^3$) Concentration moyenne ($\mu\text{g}/\text{m}^3$)

Notes

No additional data. Aucune donnée additionnelle.



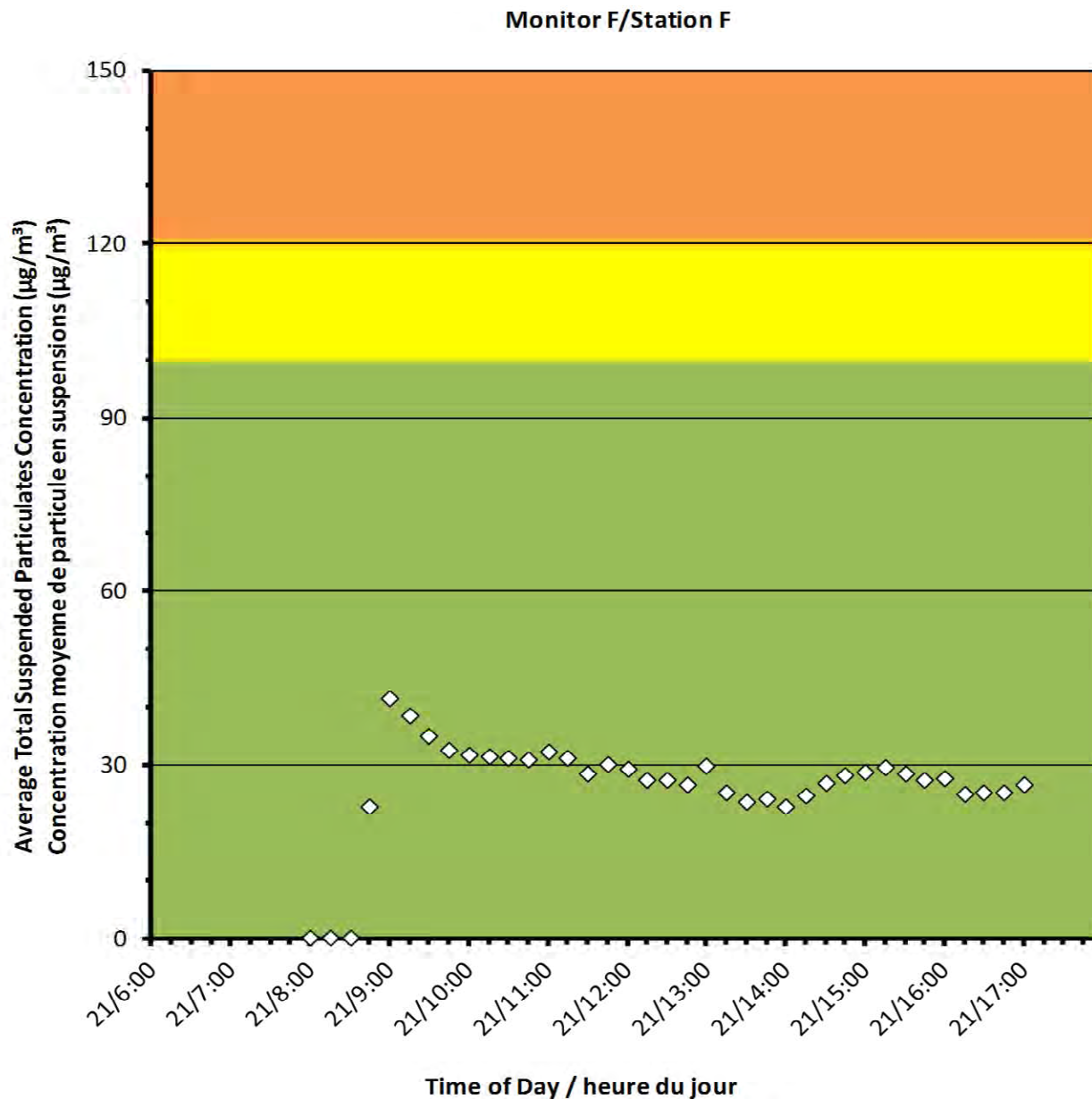
Port Granby Project Daily Dust Monitoring Data

Projet de Port Granby Surveillance journalière des particules en suspensions

2017/07/21

Daily Statistics/Statistiques journalières

41	Maximum Concentration ($\mu\text{g}/\text{m}^3$) Concentration maximale ($\mu\text{g}/\text{m}^3$)
24	Average Concentration ($\mu\text{g}/\text{m}^3$) Concentration moyenne ($\mu\text{g}/\text{m}^3$)



Notes

No additional data. Aucune donnée additionnelle.



Canadian Nuclear
Laboratories

Laboratoires Nucléaires
Canadiens

Port Granby Project




Daily Dust Monitoring Data

Projet de Port Granby

**Surveillance journalière des particules
en suspensions**

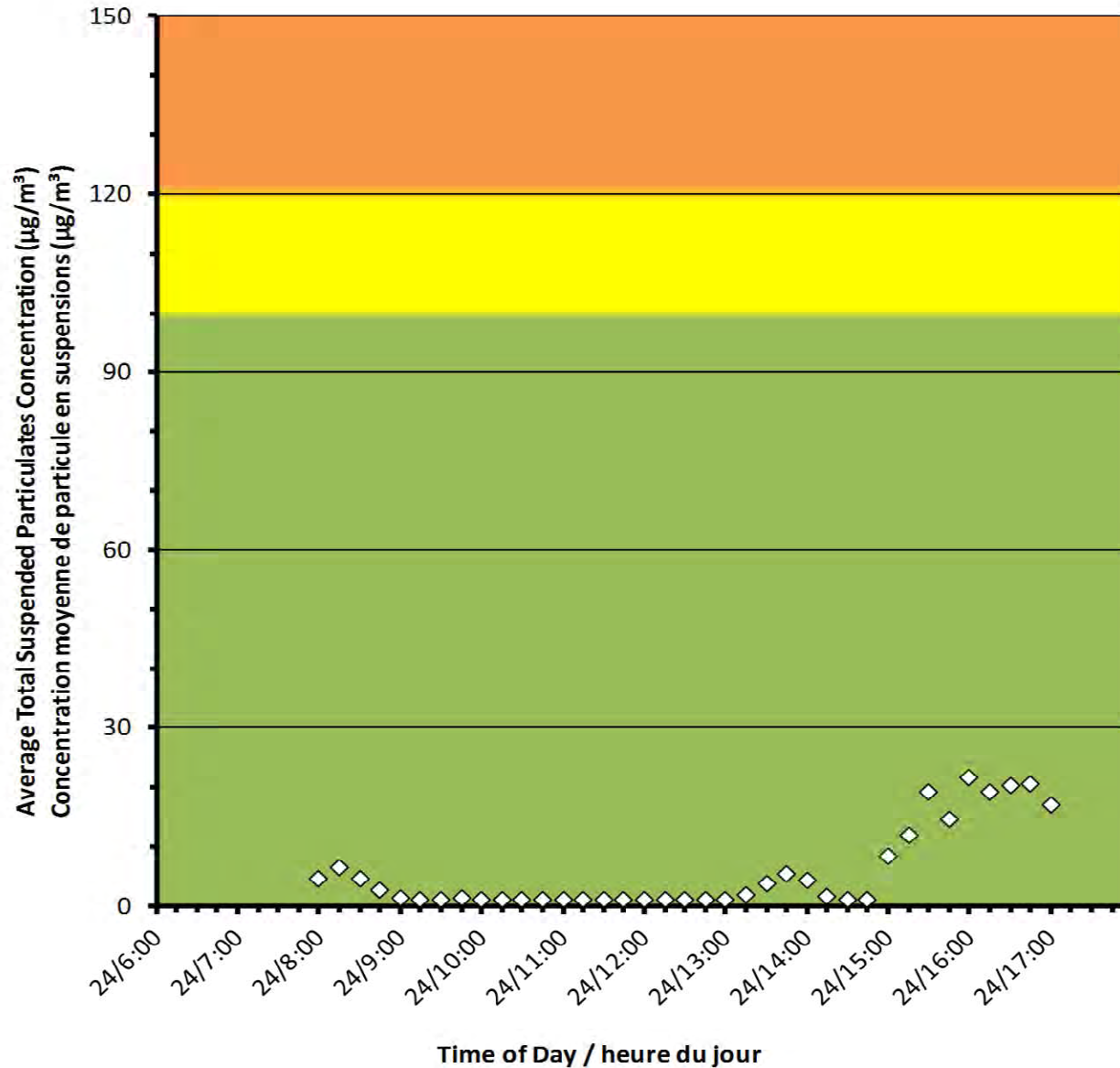
2017/07/24

Legend/Légende

-  Independent Dust Monitoring
Surveillance indépendante
-  Work Site perimeter
Périmètre du chantier general.
-  CNL Controlled Area
Périmètre du site sous le control de
LCN.



Monitor A/Station A



Port Granby Project Daily Dust Monitoring Data

Projet de Port Granby Surveillance journalière des particules en suspensions

2017/07/24

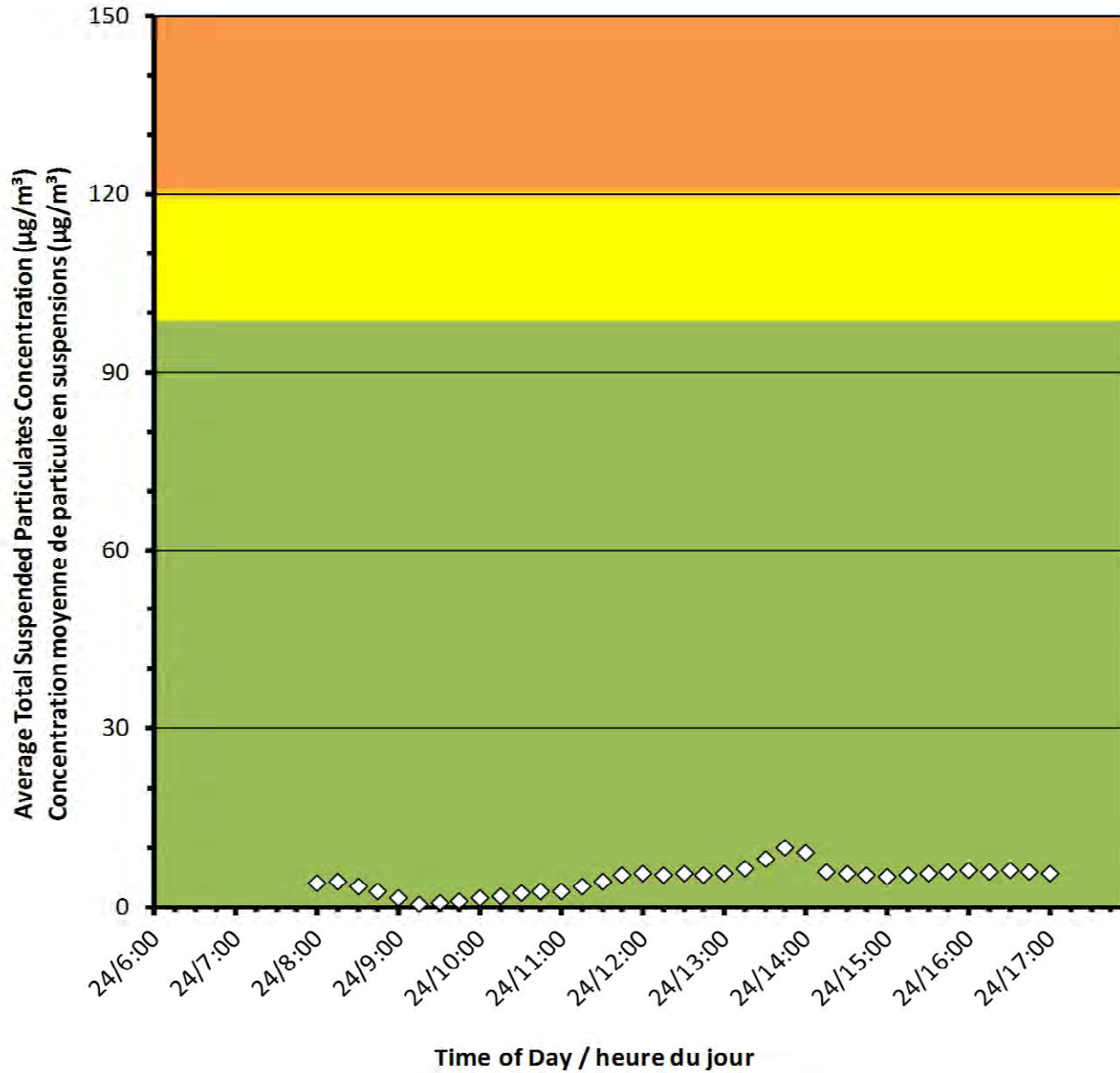
Daily Statistics/Statistiques journalières

22	Maximum Concentration (µg/m ³) Concentration maximale (µg/m ³)
5	Average Concentration (µg/m ³) Concentration moyenne (µg/m ³)

Notes

No additional data. Aucune donnée additionnelle.

Monitor B/Station B



Port Granby Project Daily Dust Monitoring Data

Projet de Port Granby Surveillance journalière des particules en suspensions

2017/07/24

Daily Statistics/Statistiques journalières

10

Maximum Concentration ($\mu\text{g}/\text{m}^3$)
Concentration maximale ($\mu\text{g}/\text{m}^3$)

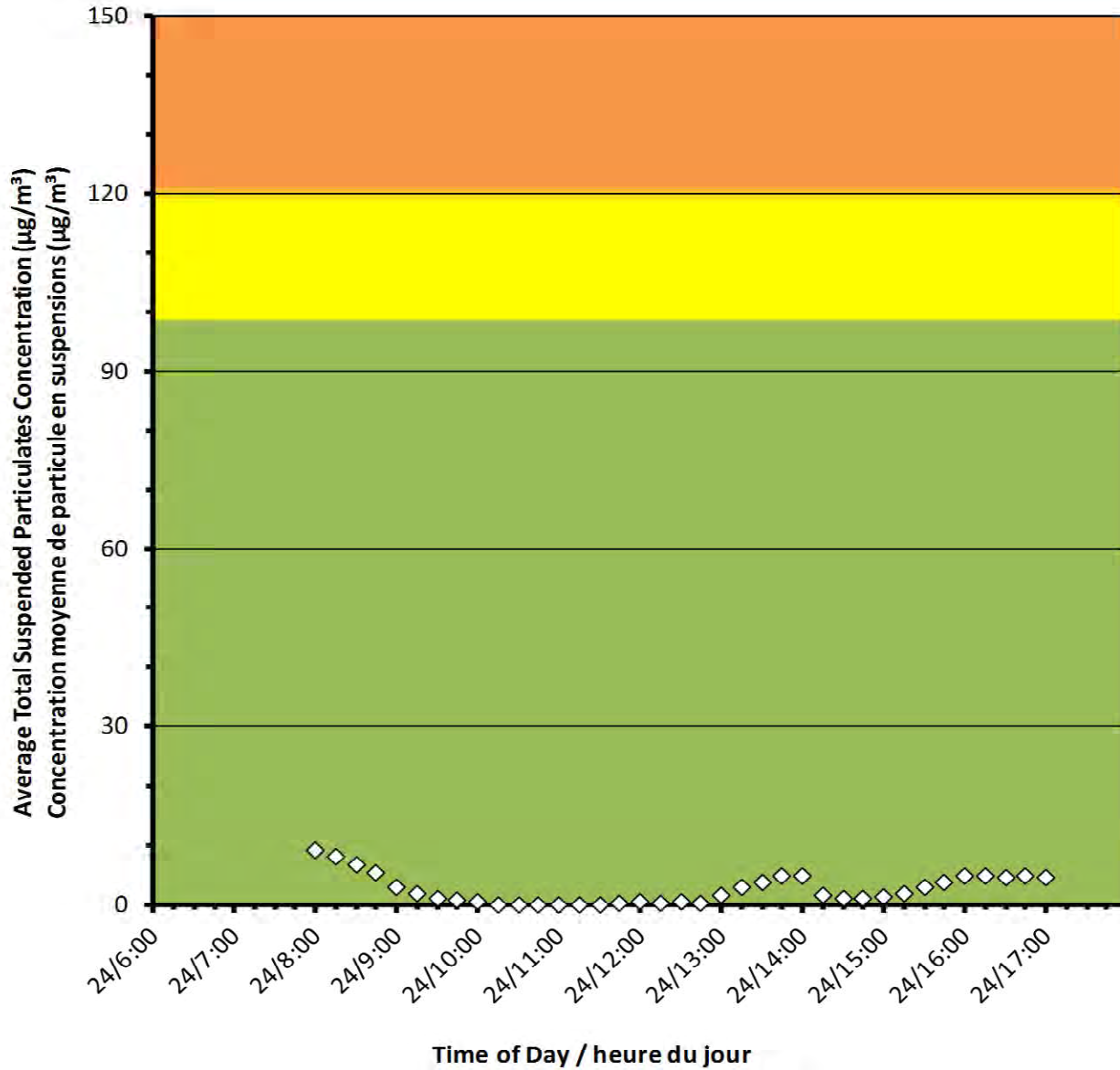
4

Average Concentration ($\mu\text{g}/\text{m}^3$)
Concentration moyenne ($\mu\text{g}/\text{m}^3$)

Notes

No additional data. Aucune donnée
additionnelle.

Monitor C/Station C



Port Granby Project
Daily Dust Monitoring Data

Projet de Port Granby
Surveillance journalière des
particules en suspensions

2017/07/24

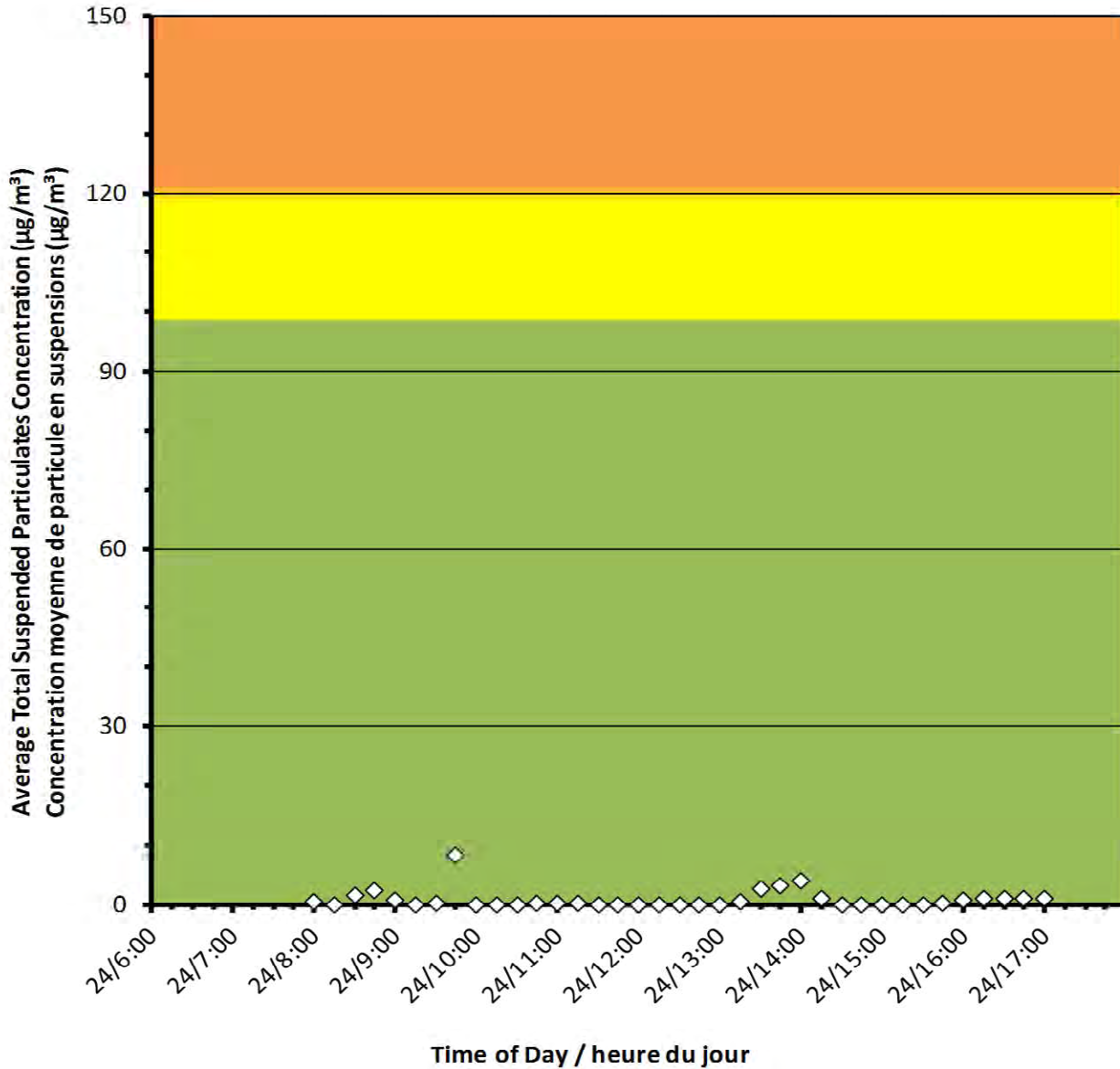
Daily Statistics/Statistiques journalières

9	Maximum Concentration ($\mu\text{g}/\text{m}^3$) Concentration maximale ($\mu\text{g}/\text{m}^3$)
2	Average Concentration ($\mu\text{g}/\text{m}^3$) Concentration moyenne ($\mu\text{g}/\text{m}^3$)

Notes

No additional data. Aucune donnée
additionnelle.

Monitor D/Station D



Port Granby Project
Daily Dust Monitoring Data

Projet de Port Granby
Surveillance journalière des
particules en suspensions

2017/07/24

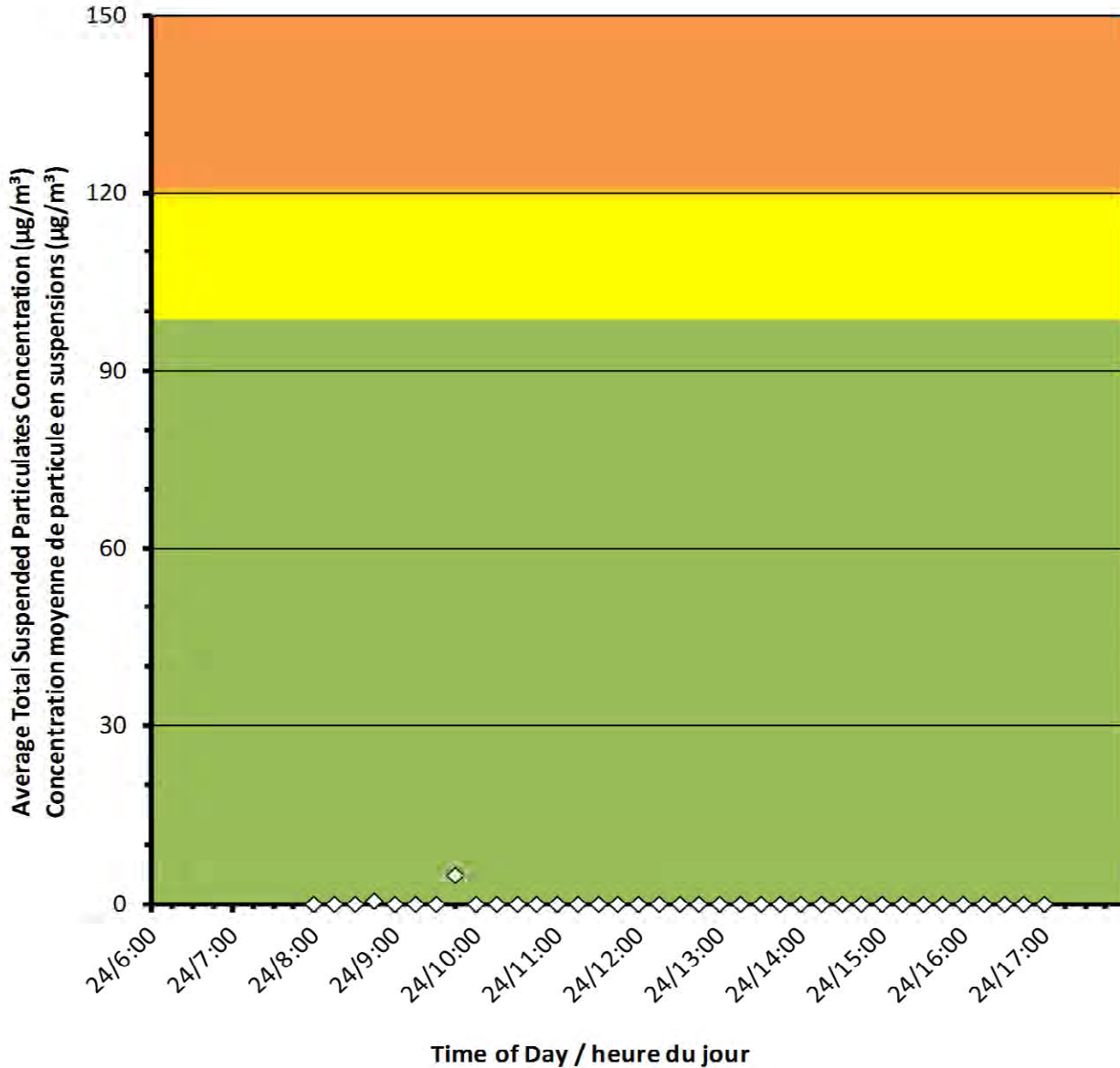
Daily Statistics/Statistiques journalières

8	Maximum Concentration ($\mu\text{g}/\text{m}^3$) Concentration maximale ($\mu\text{g}/\text{m}^3$)
1	Average Concentration ($\mu\text{g}/\text{m}^3$) Concentration moyenne ($\mu\text{g}/\text{m}^3$)

Notes

No additional data. Aucune donnée additionnelle.

Monitor E/Station E



Port Granby Project
Daily Dust Monitoring Data

Projet de Port Granby
Surveillance journalière des
particules en suspensions

2017/07/24

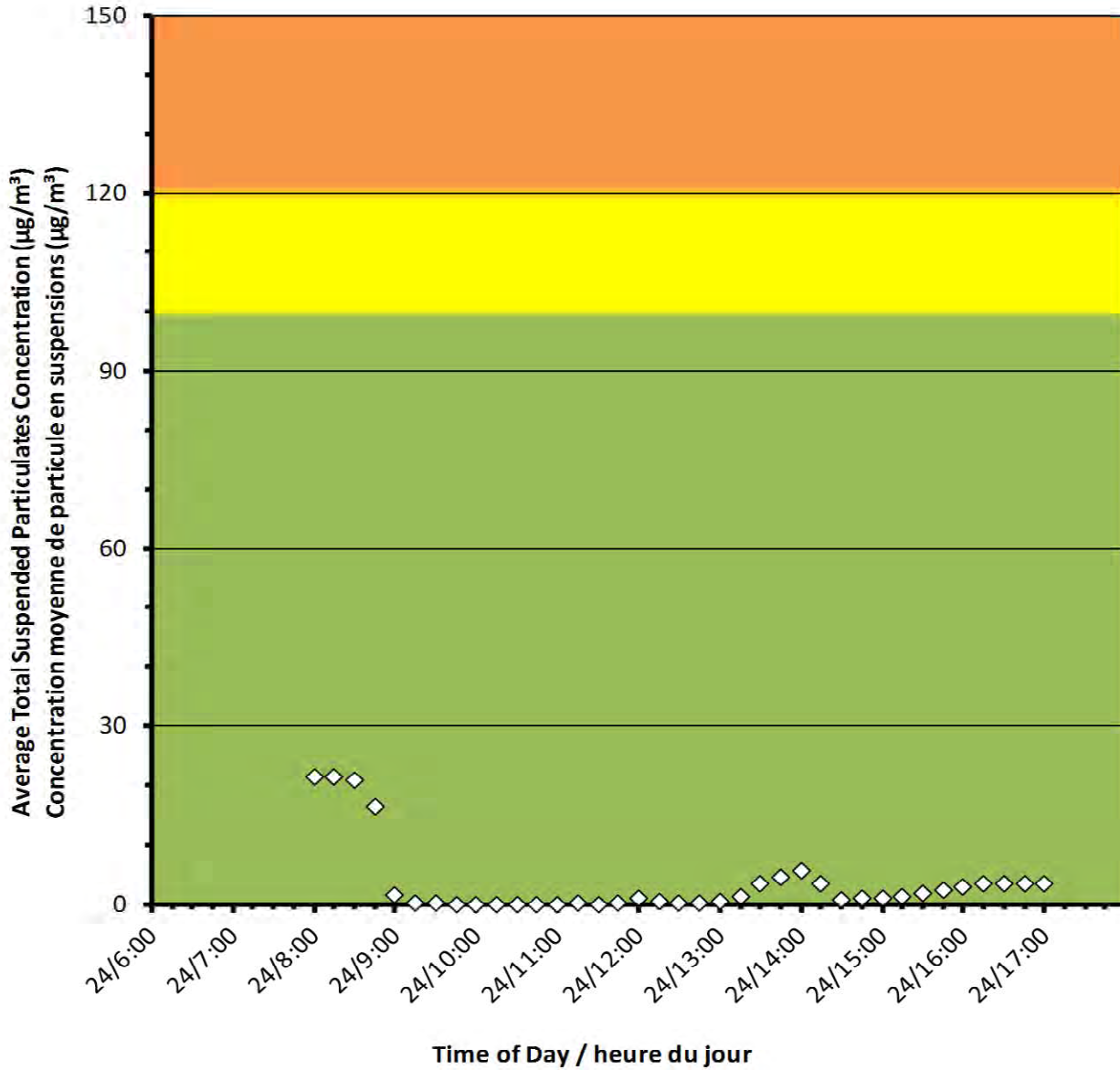
Daily Statistics/Statistiques journalières

5	Maximum Concentration (µg/m ³) Concentration maximale (µg/m ³)
0	Average Concentration (µg/m ³) Concentration moyenne (µg/m ³)

Notes

No additional data. Aucune donnée additionnelle.

Monitor F/Station F



Port Granby Project
Daily Dust Monitoring Data

Projet de Port Granby
Surveillance journalière des
particules en suspensions

2017/07/24

Daily Statistics/Statistiques journalières

21	Maximum Concentration (µg/m ³) Concentration maximale (µg/m ³)
3	Average Concentration (µg/m ³) Concentration moyenne (µg/m ³)

Notes

No additional data. Aucune donnée additionnelle.






Port Granby Project Daily Dust Monitoring Data

Projet de Port Granby Surveillance journalière des particules en suspensions 2017/07/25

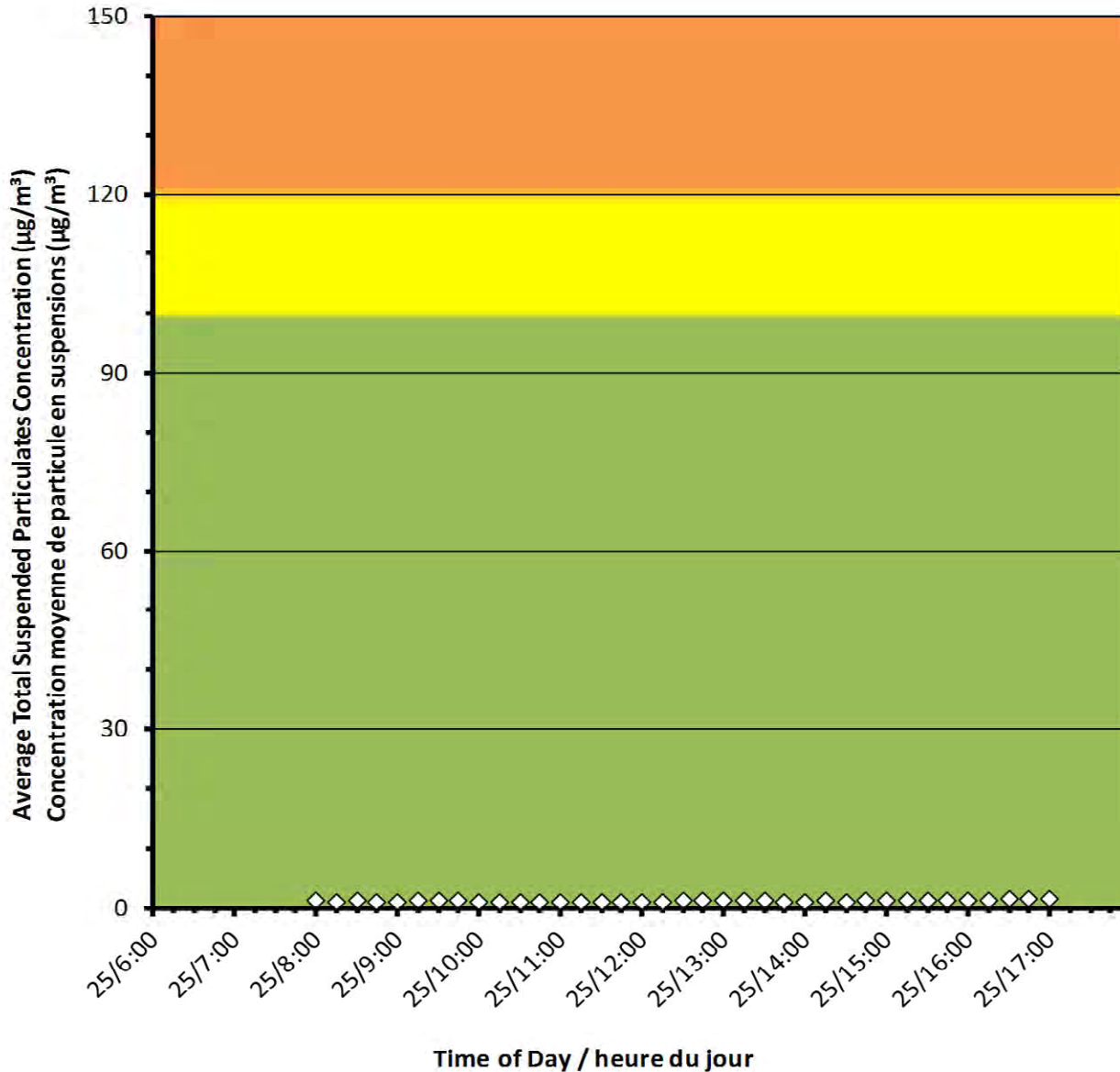


Legend/Légende

-  Independent Dust Monitoring
Surveillance indépendante
-  Work Site perimeter
Périmètre du chantier general.
-  CNL Controlled Area
Périmètre du site sous le control de LCN.



Monitor A/Station A



Port Granby Project Daily Dust Monitoring Data

Projet de Port Granby Surveillance journalière des particules en suspensions

2017/07/25

Daily Statistics/Statistiques journalières

2	Maximum Concentration ($\mu\text{g}/\text{m}^3$) Concentration maximale ($\mu\text{g}/\text{m}^3$)
1	Average Concentration ($\mu\text{g}/\text{m}^3$) Concentration moyenne ($\mu\text{g}/\text{m}^3$)

Notes

No additional data. Aucune donnée additionnelle.



Port Granby Project Daily Dust Monitoring Data

Projet de Port Granby Surveillance journalière des particules en suspensions

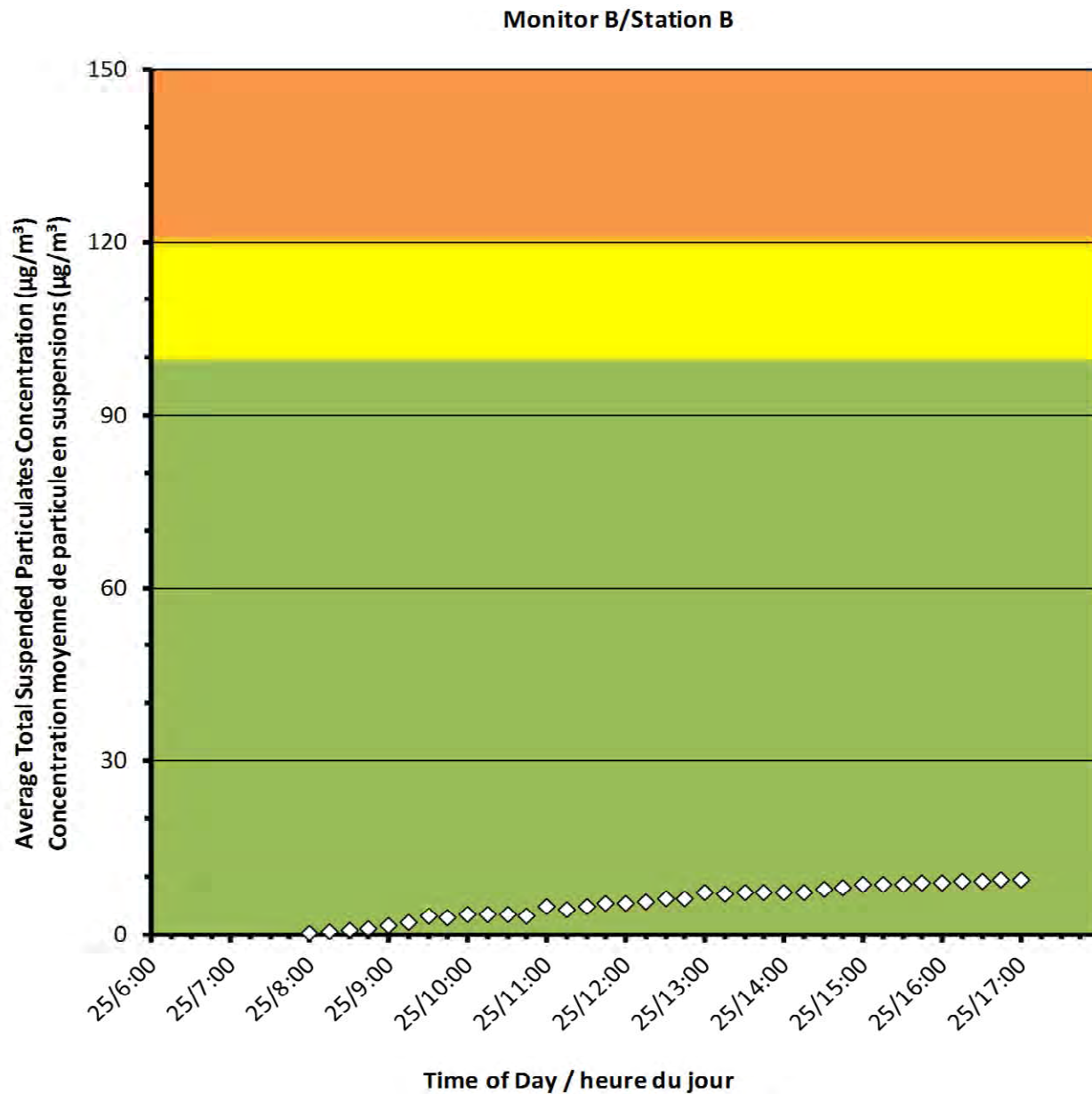
2017/07/25

Daily Statistics/Statistiques journalières

9	Maximum Concentration ($\mu\text{g}/\text{m}^3$) Concentration maximale ($\mu\text{g}/\text{m}^3$)
5	Average Concentration ($\mu\text{g}/\text{m}^3$) Concentration moyenne ($\mu\text{g}/\text{m}^3$)

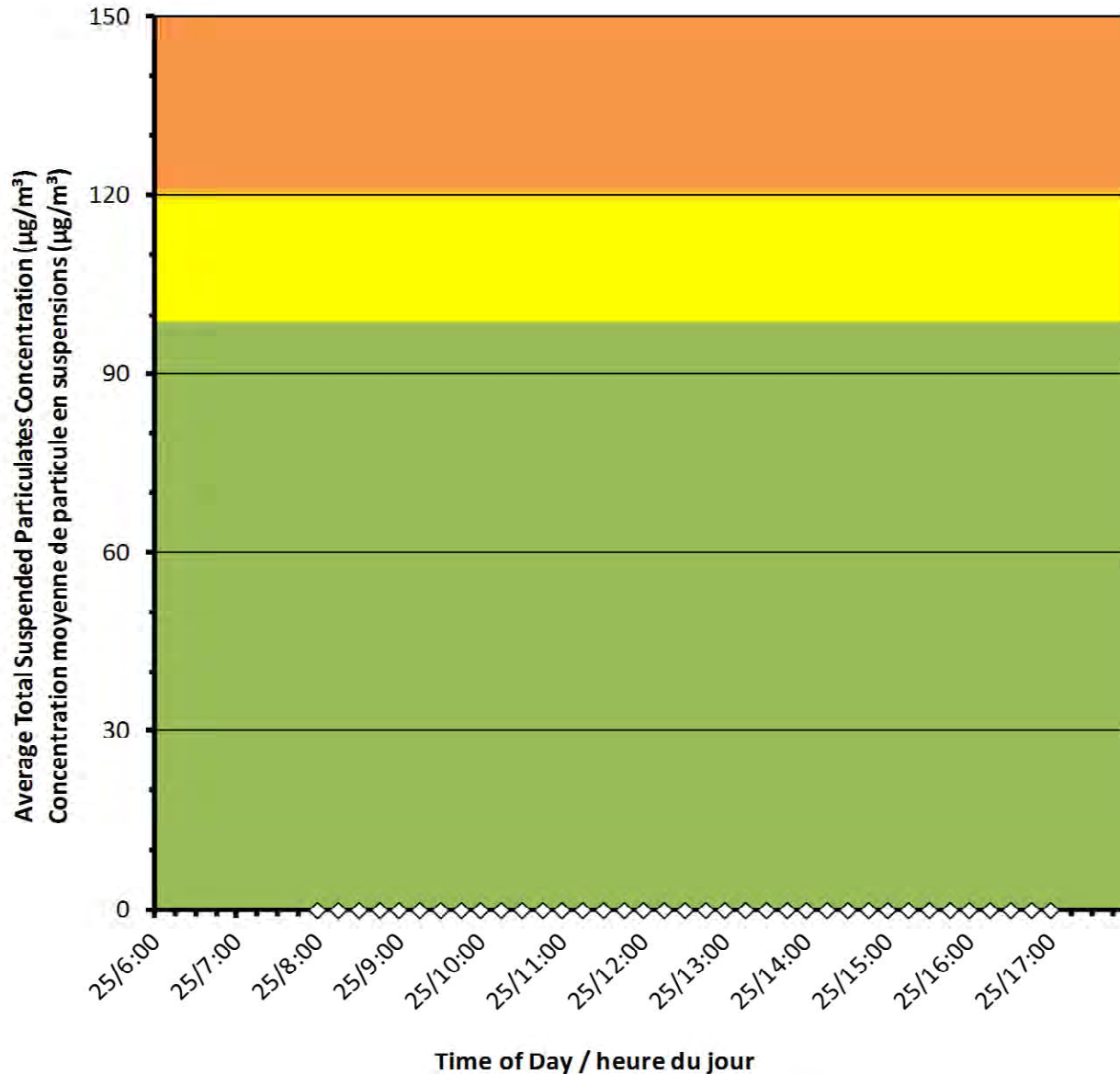
Notes

No additional data. Aucune donnée
additionnelle.





Monitor C/Station C



Port Granby Project Daily Dust Monitoring Data

Projet de Port Granby Surveillance journalière des particules en suspensions

2017/07/25

Daily Statistics/Statistiques journalières

0	Maximum Concentration ($\mu\text{g}/\text{m}^3$) Concentration maximale ($\mu\text{g}/\text{m}^3$)
0	Average Concentration ($\mu\text{g}/\text{m}^3$) Concentration moyenne ($\mu\text{g}/\text{m}^3$)

Notes

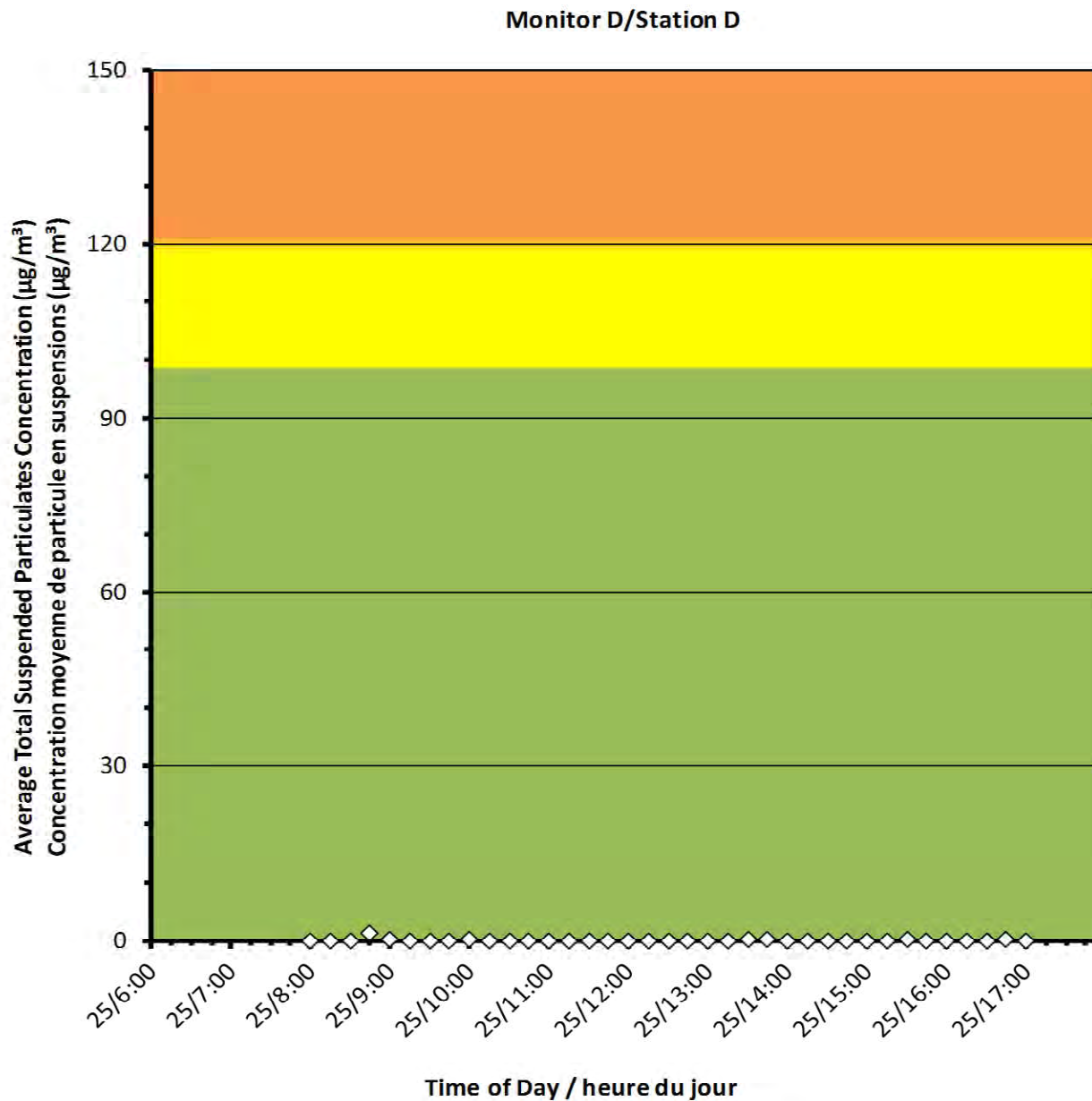
No additional data. Aucune donnée
additionnelle.



Port Granby Project Daily Dust Monitoring Data

Projet de Port Granby Surveillance journalière des particules en suspensions

2017/07/25



Daily Statistics/Statistiques journalières

1	Maximum Concentration ($\mu\text{g}/\text{m}^3$) Concentration maximale ($\mu\text{g}/\text{m}^3$)
0	Average Concentration ($\mu\text{g}/\text{m}^3$) Concentration moyenne ($\mu\text{g}/\text{m}^3$)

Notes

No additional data. Aucune donnée additionnelle.



Port Granby Project Daily Dust Monitoring Data

Projet de Port Granby Surveillance journalière des particules en suspensions

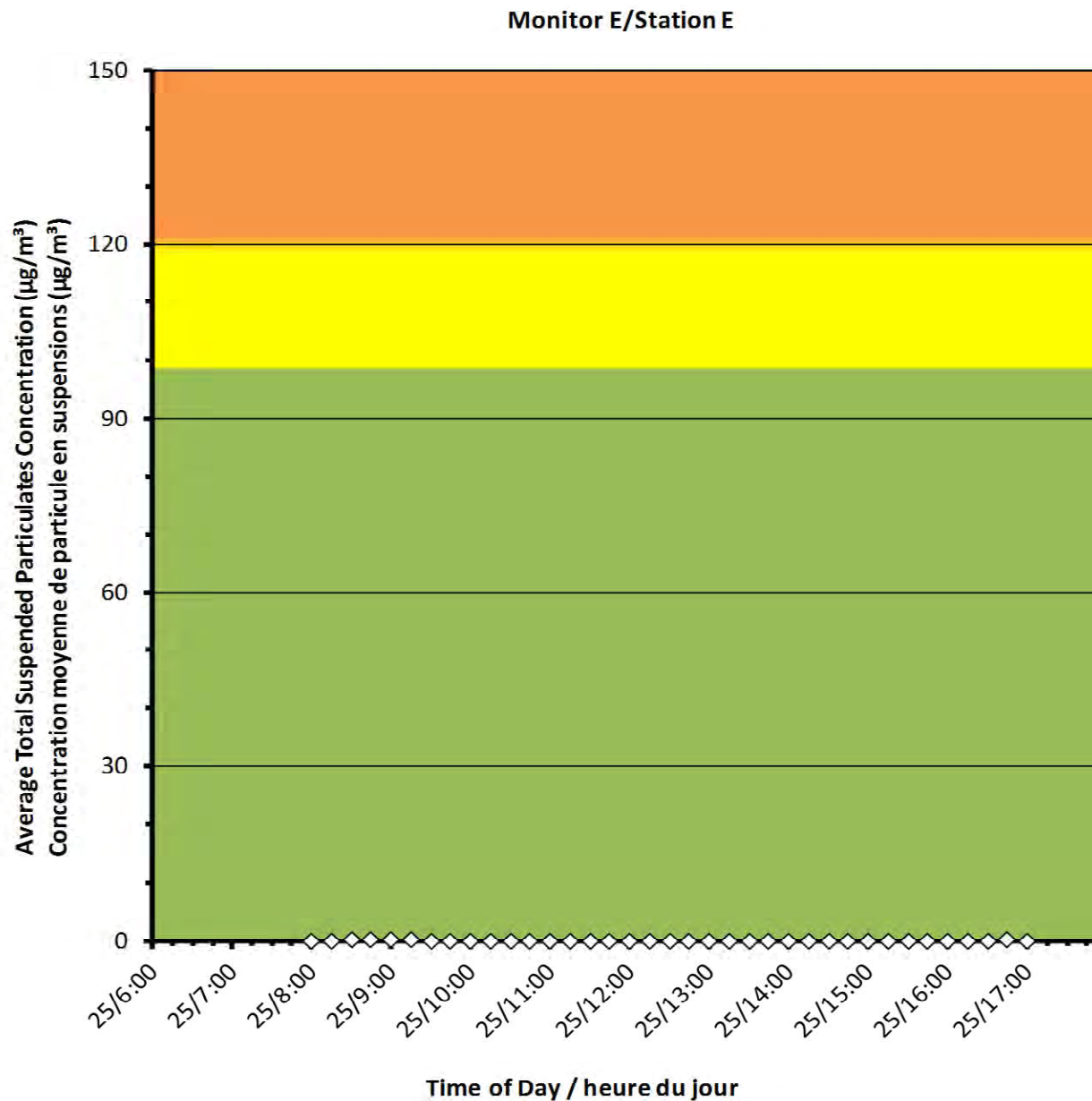
2017/07/25

Daily Statistics/Statistiques journalières

0	Maximum Concentration ($\mu\text{g}/\text{m}^3$) Concentration maximale ($\mu\text{g}/\text{m}^3$)
0	Average Concentration ($\mu\text{g}/\text{m}^3$) Concentration moyenne ($\mu\text{g}/\text{m}^3$)

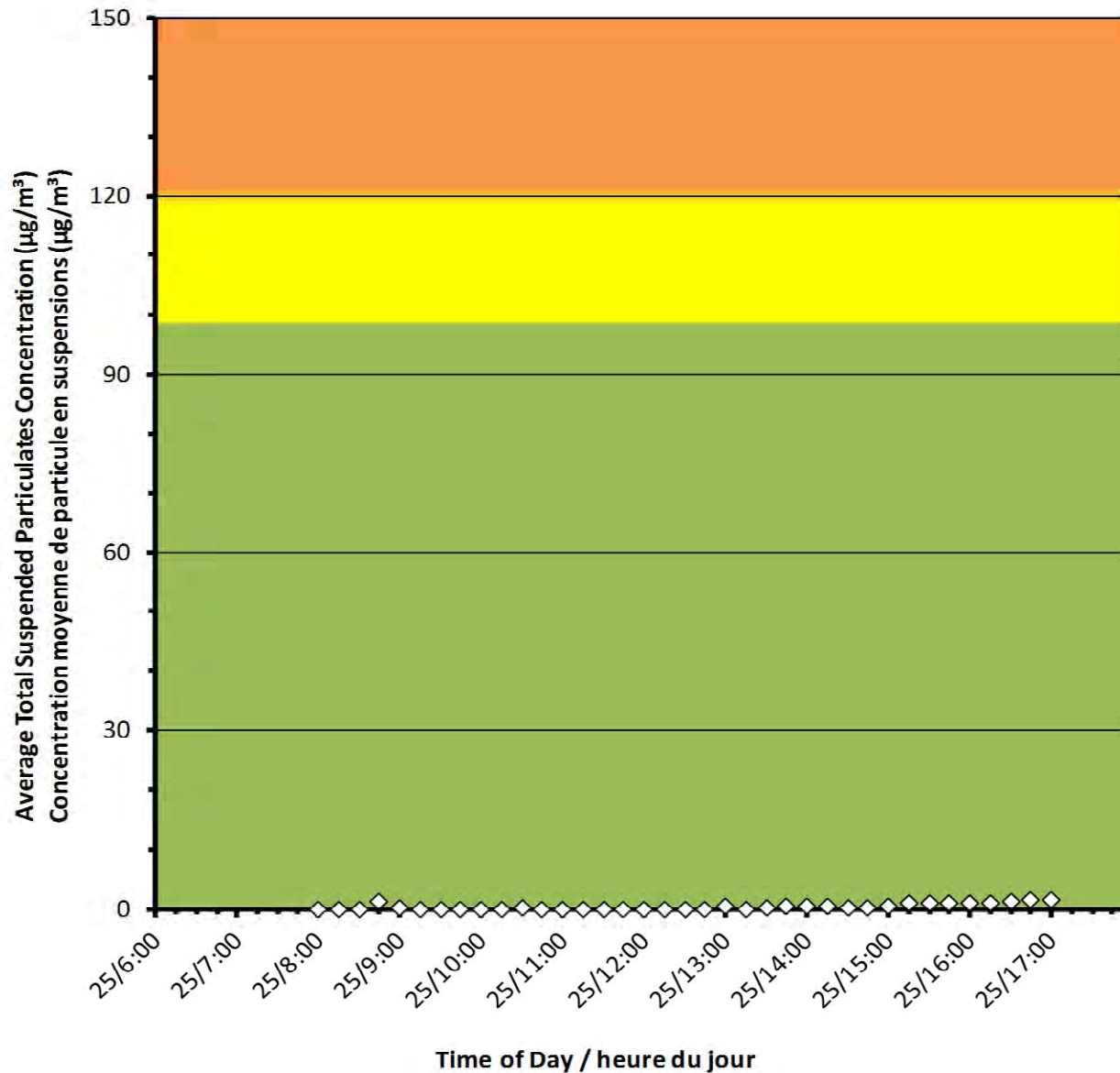
Notes

No additional data. Aucune donnée
additionnelle.





Monitor F/Station F



Port Granby Project Daily Dust Monitoring Data

Projet de Port Granby Surveillance journalière des particules en suspensions

2017/07/25

Daily Statistics/Statistiques journalières

2	Maximum Concentration ($\mu\text{g}/\text{m}^3$) Concentration maximale ($\mu\text{g}/\text{m}^3$)
0	Average Concentration ($\mu\text{g}/\text{m}^3$) Concentration moyenne ($\mu\text{g}/\text{m}^3$)

Notes

No additional data. Aucune donnée
additionnelle.



Canadian Nuclear
Laboratories

Laboratoires Nucléaires
Canadiens

Port Granby Project

Daily Dust Monitoring Data

Projet de Port Granby

Surveillance journalière des particules en suspensions

2017/07/26

Legend/Légende



Independent Dust Monitoring
Surveillance indépendante



Work Site perimeter
Périmètre du chantier general.



CNL Controlled Area
Périmètre du site sous le control de
LCN.

**Port Granby Project
Daily Dust Monitoring Data**

**Projet de Port Granby
Surveillance journalière des
particules en suspensions**

2017/07/26

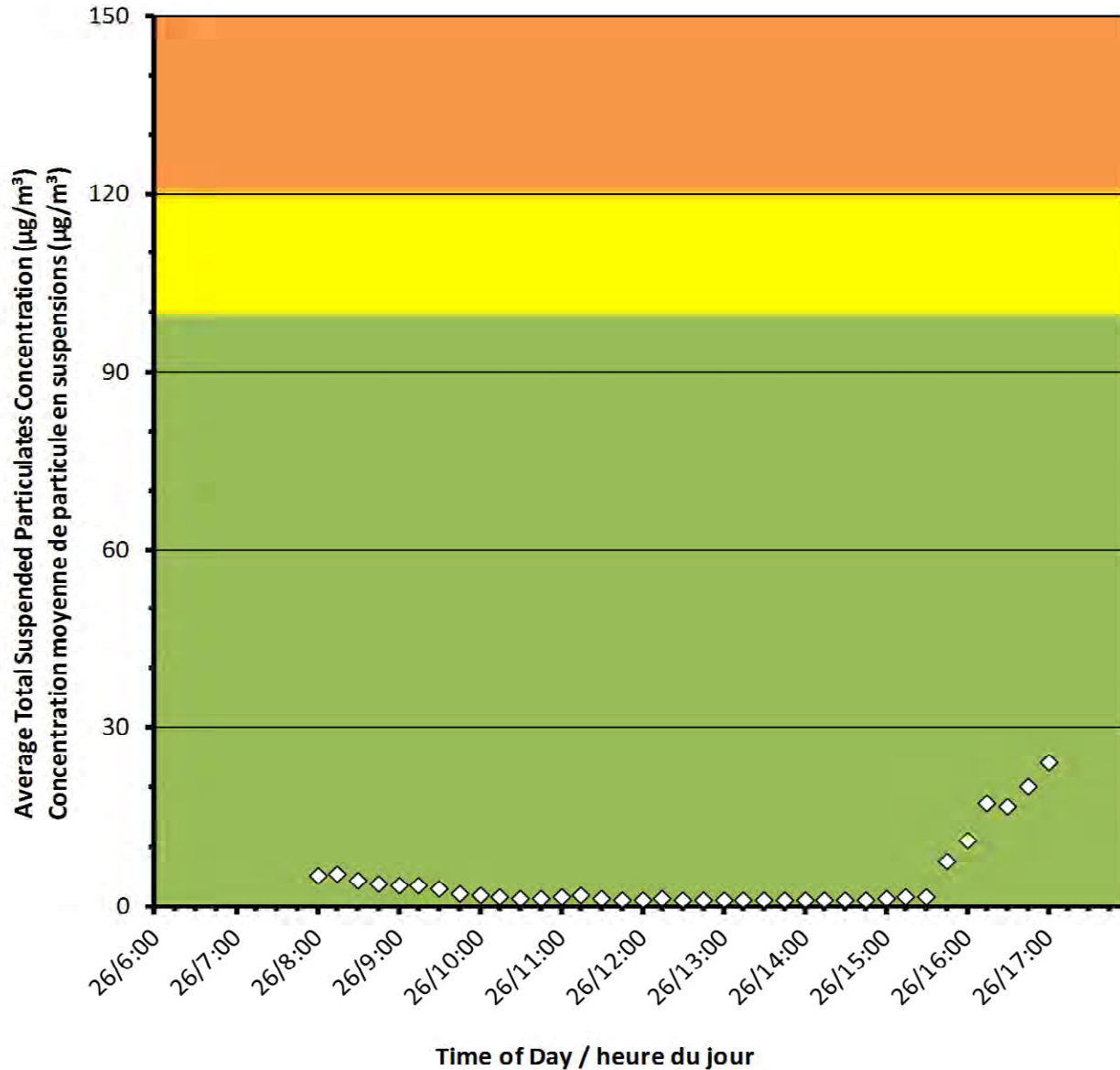
Daily Statistics/Statistiques journalières

24	Maximum Concentration ($\mu\text{g}/\text{m}^3$) Concentration maximale ($\mu\text{g}/\text{m}^3$)
4	Average Concentration ($\mu\text{g}/\text{m}^3$) Concentration moyenne ($\mu\text{g}/\text{m}^3$)

Notes

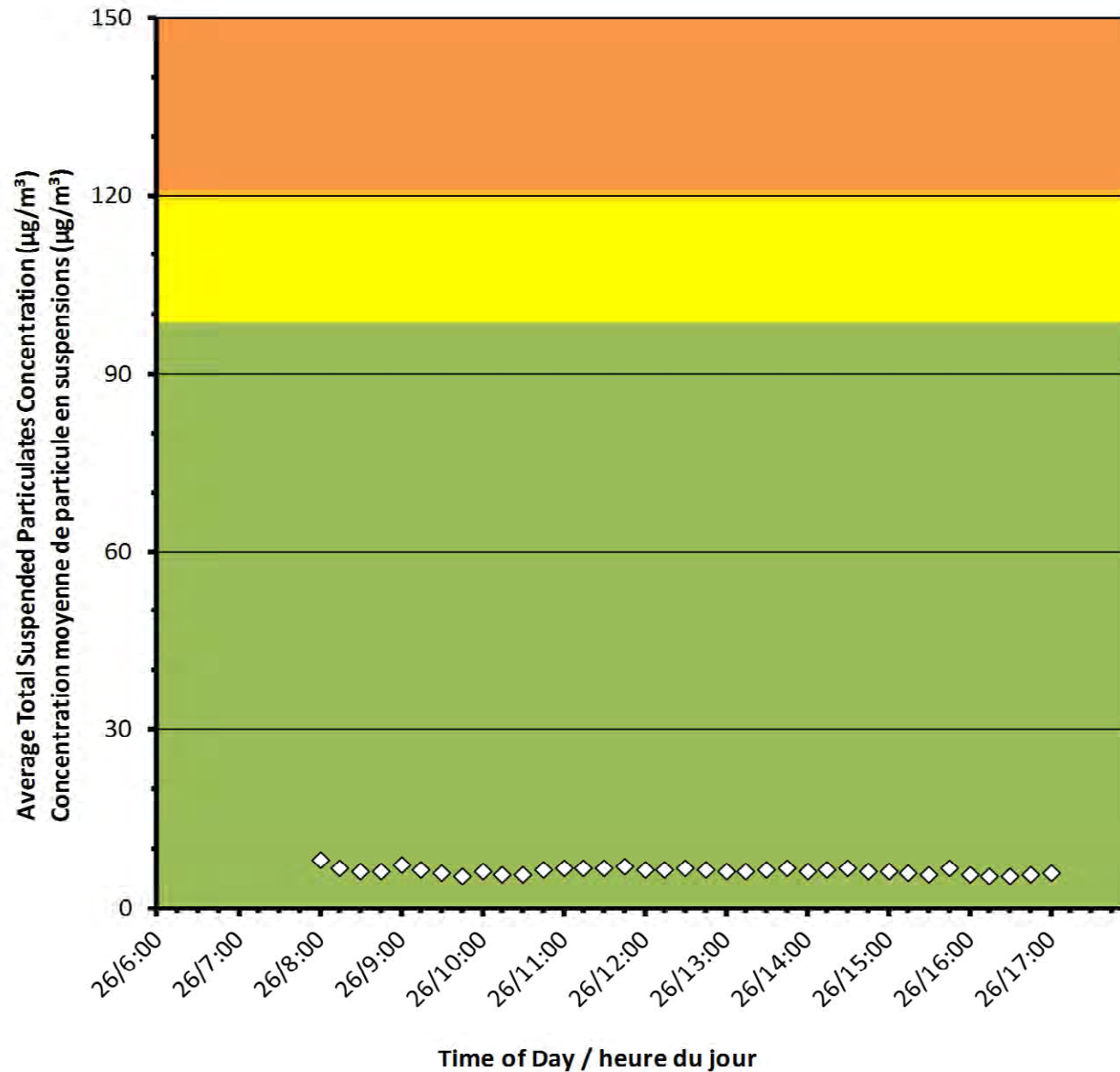
No additional data. Aucune donnée additionnelle.

Monitor A/Station A





Monitor B/Station B



Port Granby Project Daily Dust Monitoring Data

Projet de Port Granby Surveillance journalière des particules en suspensions

2017/07/26

Daily Statistics/Statistiques journalières

8	Maximum Concentration ($\mu\text{g}/\text{m}^3$) Concentration maximale ($\mu\text{g}/\text{m}^3$)
6	Average Concentration ($\mu\text{g}/\text{m}^3$) Concentration moyenne ($\mu\text{g}/\text{m}^3$)

Notes

No additional data. Aucune donnée additionnelle.

Port Granby Project
Daily Dust Monitoring Data

Projet de Port Granby
Surveillance journalière des
particules en suspensions

2017/07/26

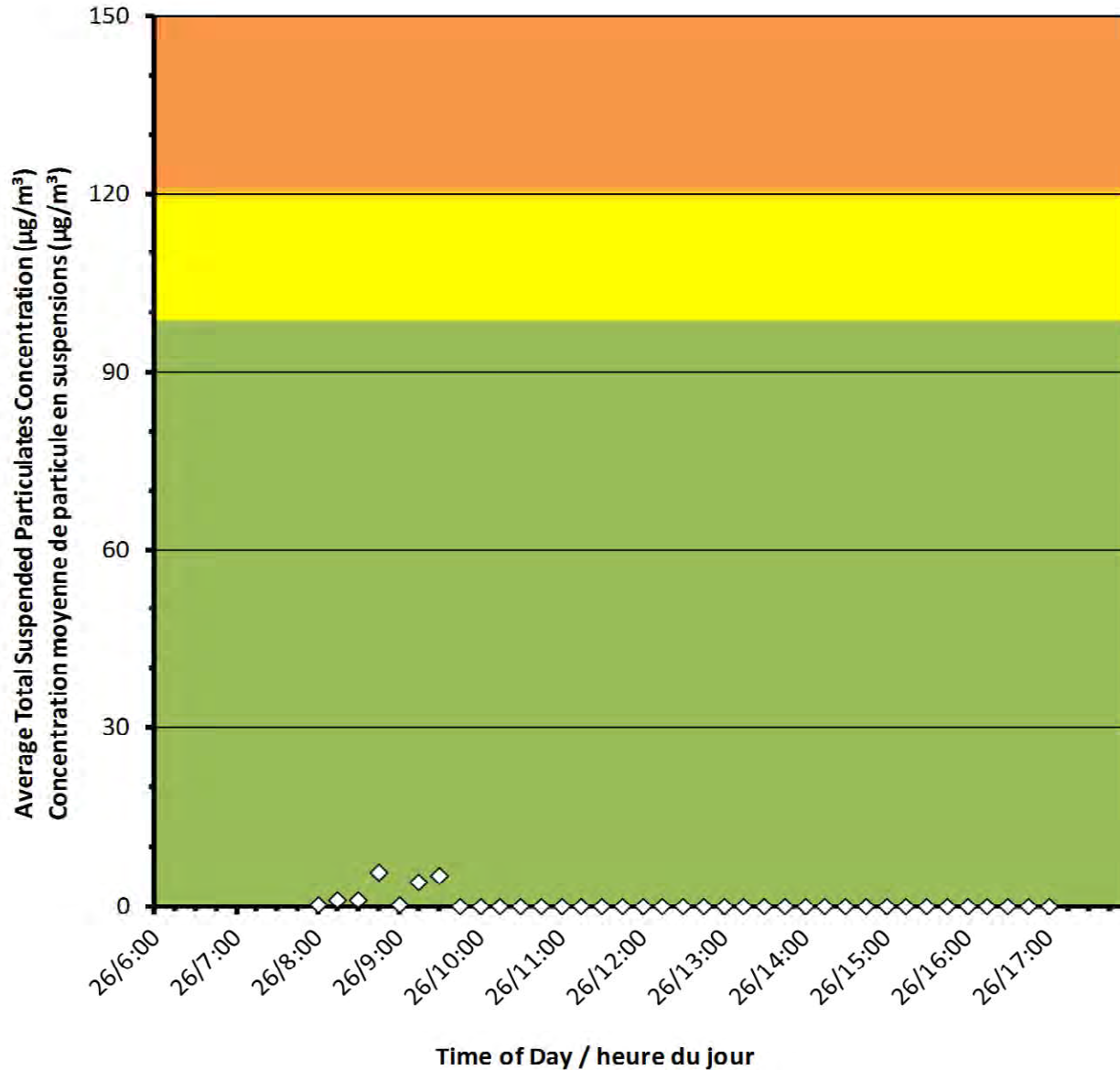
Daily Statistics/Statistiques journalières

6	Maximum Concentration ($\mu\text{g}/\text{m}^3$) Concentration maximale ($\mu\text{g}/\text{m}^3$)
0	Average Concentration ($\mu\text{g}/\text{m}^3$) Concentration moyenne ($\mu\text{g}/\text{m}^3$)

Notes

No additional data. Aucune donnée additionnelle.

Monitor C/Station C





Port Granby Project Daily Dust Monitoring Data

Projet de Port Granby Surveillance journalière des particules en suspensions

2017/07/26

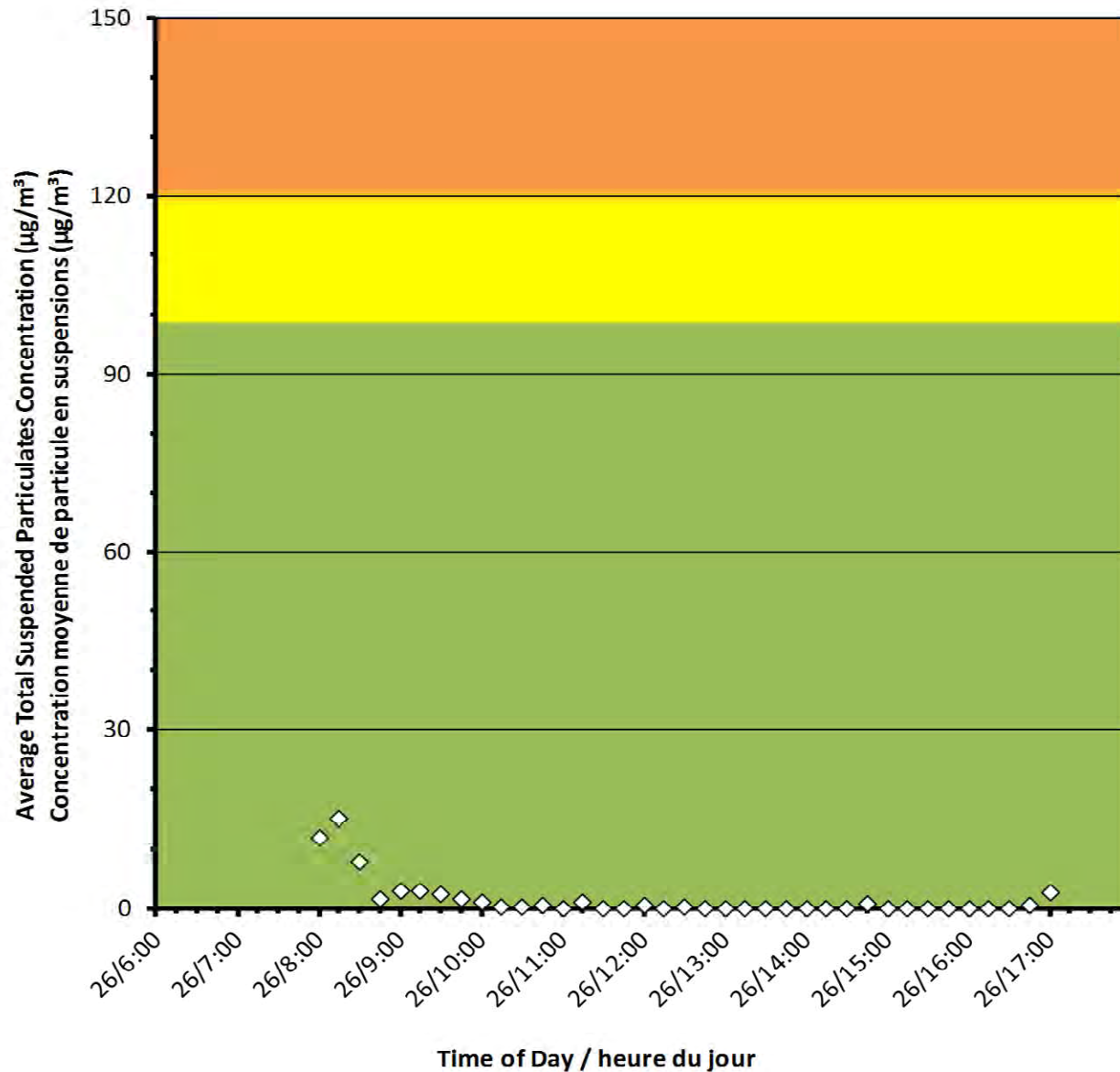
Daily Statistics/Statistiques journalières

15	Maximum Concentration ($\mu\text{g}/\text{m}^3$) Concentration maximale ($\mu\text{g}/\text{m}^3$)
1	Average Concentration ($\mu\text{g}/\text{m}^3$) Concentration moyenne ($\mu\text{g}/\text{m}^3$)

Notes

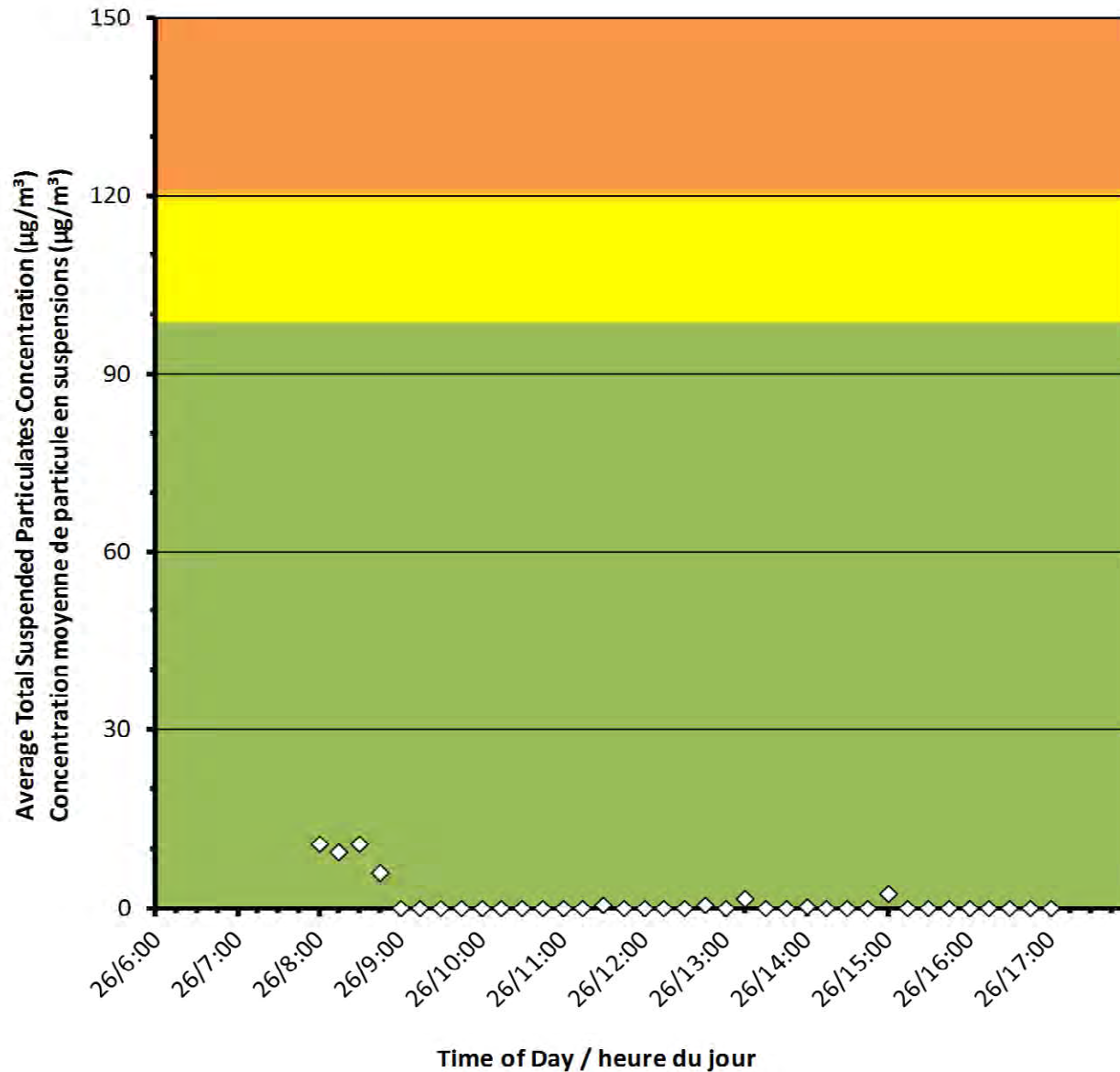
No additional data. Aucune donnée additionnelle.

Monitor D/Station D





Monitor E/Station E



Port Granby Project Daily Dust Monitoring Data

Projet de Port Granby Surveillance journalière des particules en suspensions

2017/07/26

Daily Statistics/Statistiques journalières

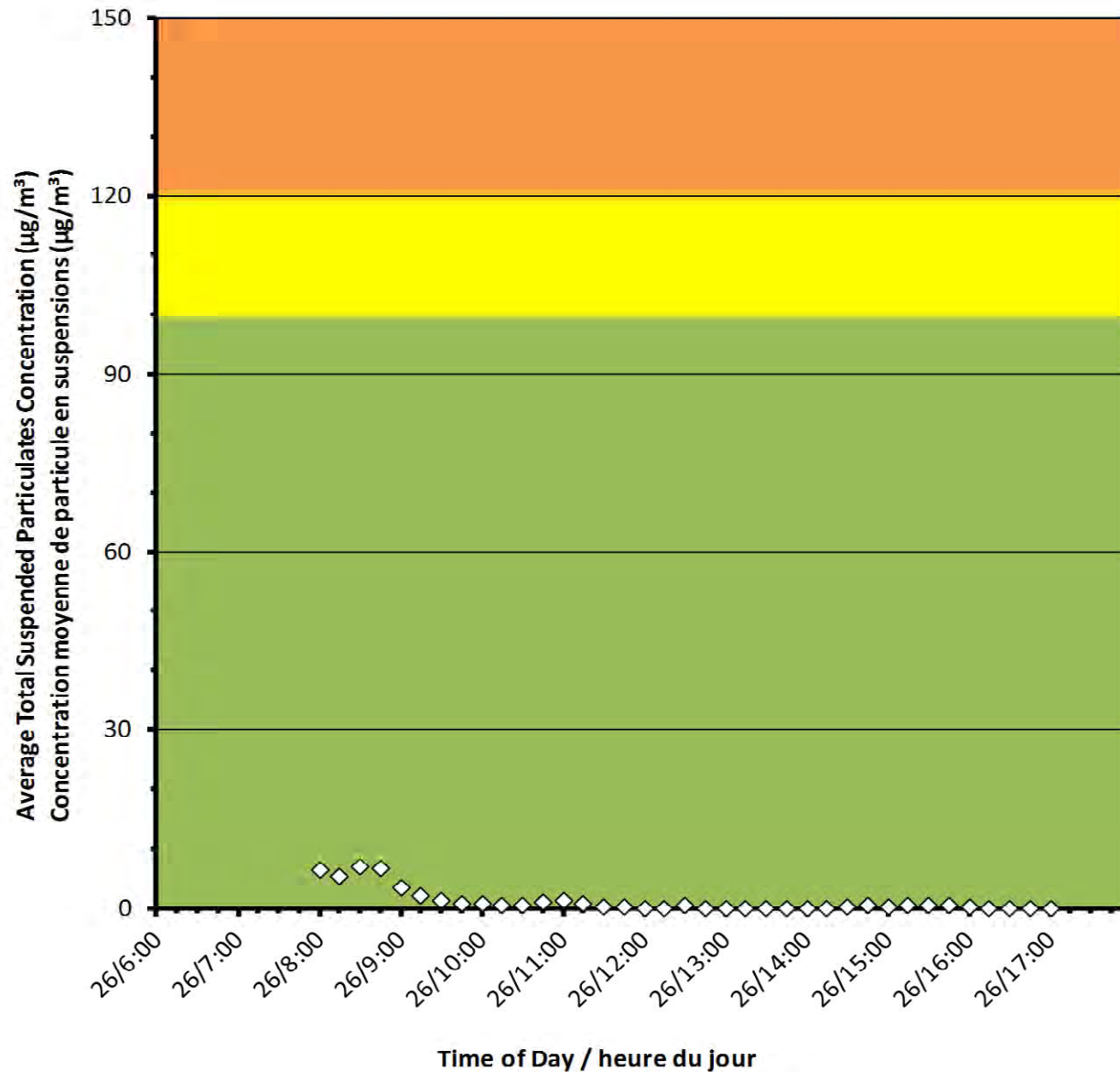
11	Maximum Concentration ($\mu\text{g}/\text{m}^3$) Concentration maximale ($\mu\text{g}/\text{m}^3$)
1	Average Concentration ($\mu\text{g}/\text{m}^3$) Concentration moyenne ($\mu\text{g}/\text{m}^3$)

Notes

No additional data. Aucune donnée additionnelle.



Monitor F/Station F



Port Granby Project Daily Dust Monitoring Data

Projet de Port Granby Surveillance journalière des particules en suspensions

2017/07/26

Daily Statistics/Statistiques journalières

7	Maximum Concentration ($\mu\text{g}/\text{m}^3$) Concentration maximale ($\mu\text{g}/\text{m}^3$)
1	Average Concentration ($\mu\text{g}/\text{m}^3$) Concentration moyenne ($\mu\text{g}/\text{m}^3$)

Notes

No additional data. Aucune donnée additionnelle.



Canadian Nuclear
Laboratories

Laboratoires Nucléaires
Canadiens

Port Granby Project




Daily Dust Monitoring Data

Projet de Port Granby

Surveillance journalière des particules en suspensions

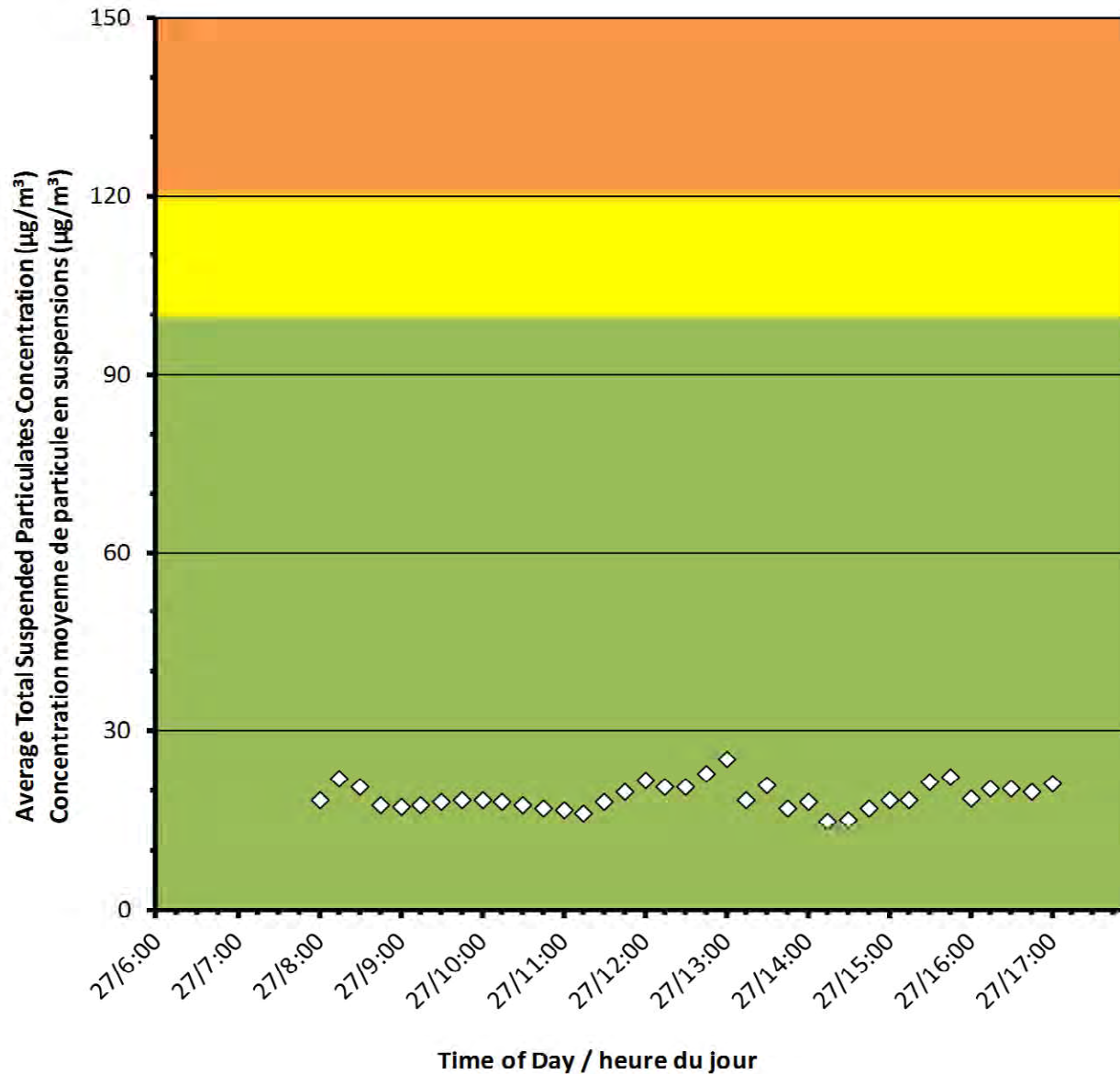
2017/07/27

Legend/Légende

-  Independent Dust Monitoring
Surveillance indépendante
-  Work Site perimeter
Périmètre du chantier general.
-  CNL Controlled Area
Périmètre du site sous le control de
LCN.



Monitor A/Station A



Port Granby Project Daily Dust Monitoring Data

Projet de Port Granby Surveillance journalière des particules en suspensions

2017/07/27

Daily Statistics/Statistiques journalières

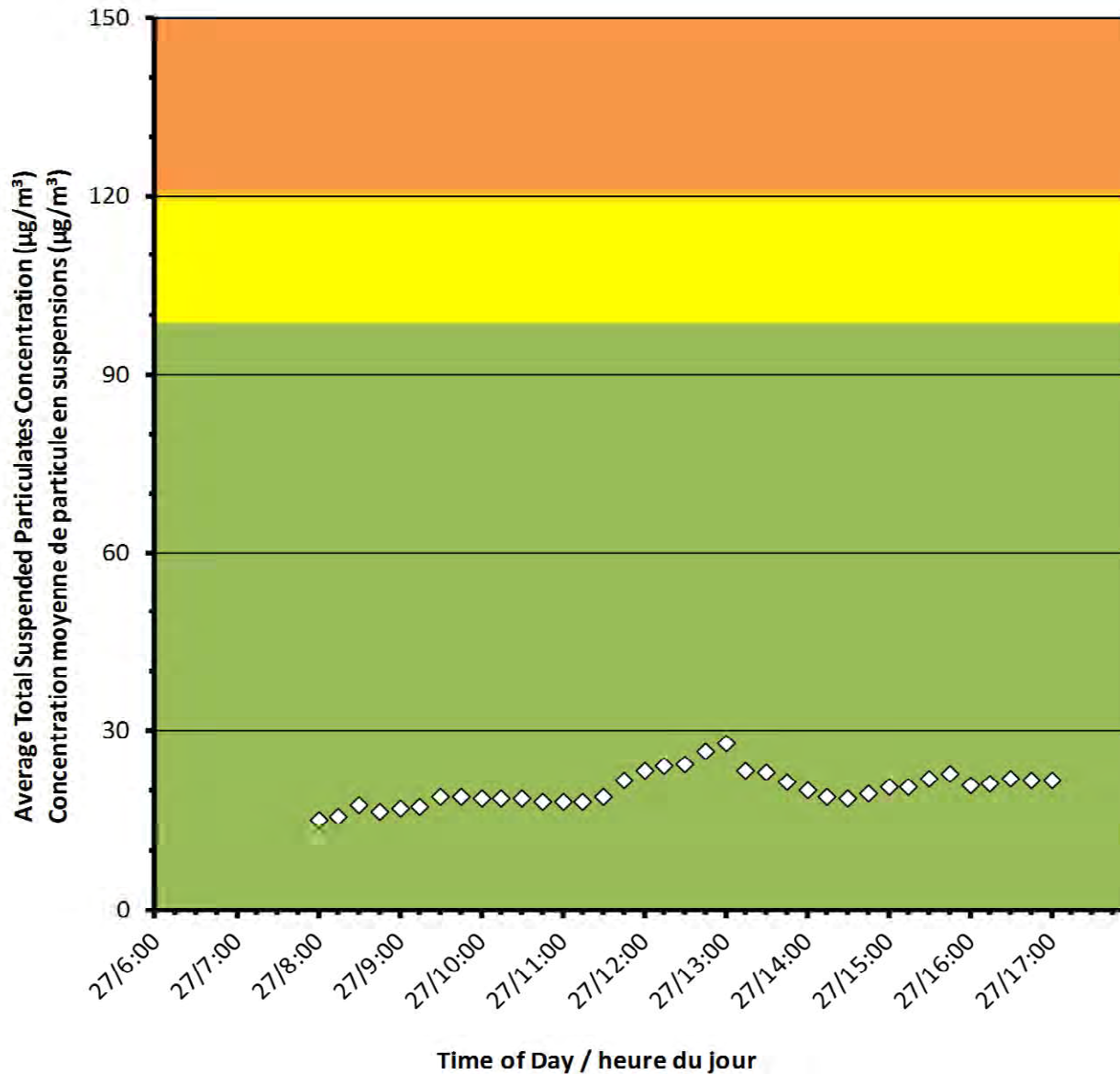
25	Maximum Concentration ($\mu\text{g}/\text{m}^3$) Concentration maximale ($\mu\text{g}/\text{m}^3$)
17	Average Concentration ($\mu\text{g}/\text{m}^3$) Concentration moyenne ($\mu\text{g}/\text{m}^3$)

Notes

No additional data. Aucune donnée additionnelle.



Monitor B/Station B



Port Granby Project Daily Dust Monitoring Data

Projet de Port Granby Surveillance journalière des particules en suspensions

2017/07/27

Daily Statistics/Statistiques journalières

28	Maximum Concentration ($\mu\text{g}/\text{m}^3$) Concentration maximale ($\mu\text{g}/\text{m}^3$)
18	Average Concentration ($\mu\text{g}/\text{m}^3$) Concentration moyenne ($\mu\text{g}/\text{m}^3$)

Notes

No additional data. Aucune donnée additionnelle.

**Port Granby Project
Daily Dust Monitoring Data**

**Projet de Port Granby
Surveillance journalière des
particules en suspensions**

2017/07/27

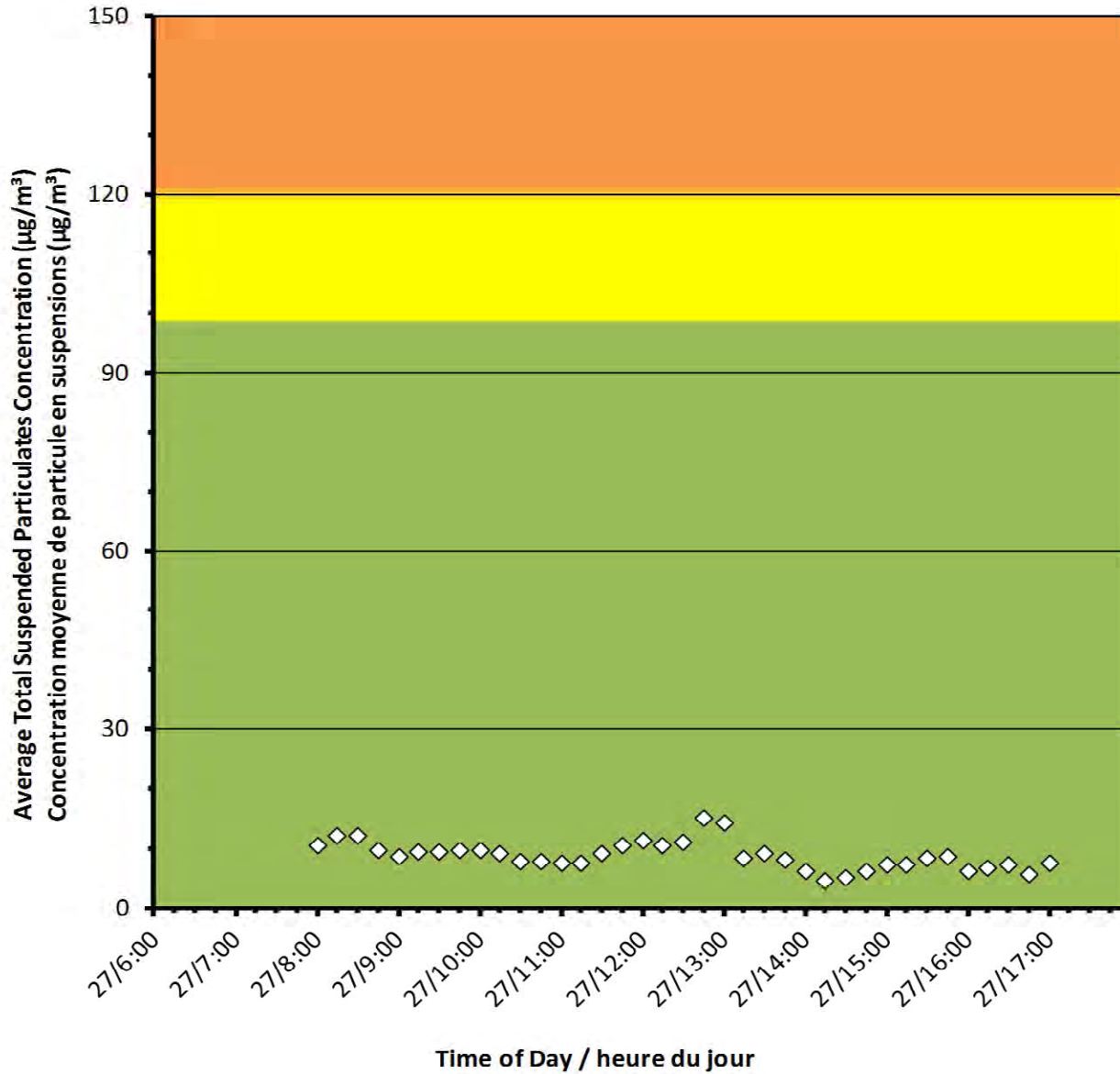
Daily Statistics/Statistiques journalières

15	Maximum Concentration ($\mu\text{g}/\text{m}^3$) Concentration maximale ($\mu\text{g}/\text{m}^3$)
8	Average Concentration ($\mu\text{g}/\text{m}^3$) Concentration moyenne ($\mu\text{g}/\text{m}^3$)

Notes

No additional data. Aucune donnée additionnelle.

Monitor C/Station C





Port Granby Project Daily Dust Monitoring Data

Projet de Port Granby Surveillance journalière des particules en suspensions

2017/07/27

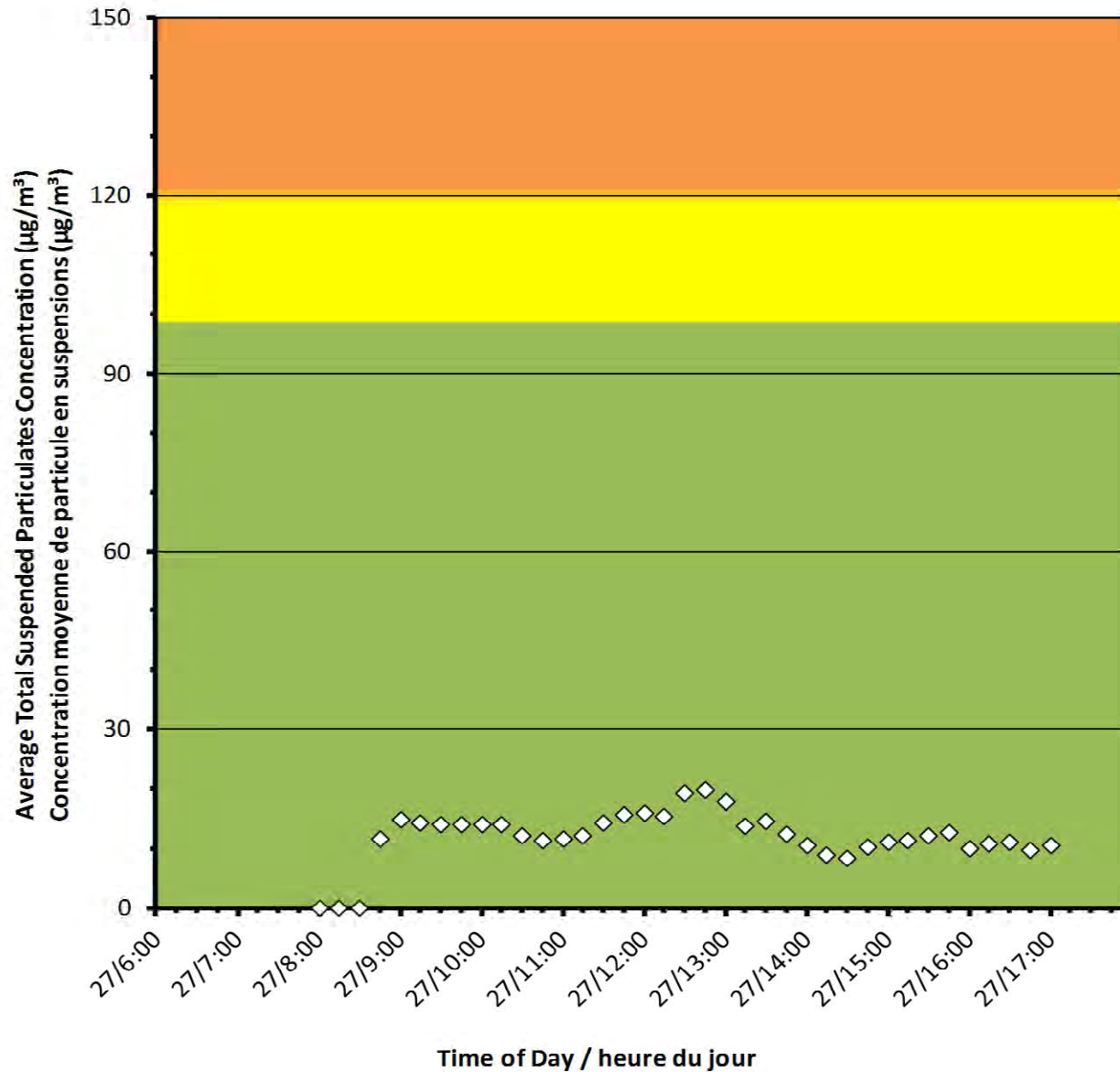
Daily Statistics/Statistiques journalières

20	Maximum Concentration ($\mu\text{g}/\text{m}^3$) Concentration maximale ($\mu\text{g}/\text{m}^3$)
11	Average Concentration ($\mu\text{g}/\text{m}^3$) Concentration moyenne ($\mu\text{g}/\text{m}^3$)

Notes

No additional data. Aucune donnée additionnelle.

Monitor D/Station D

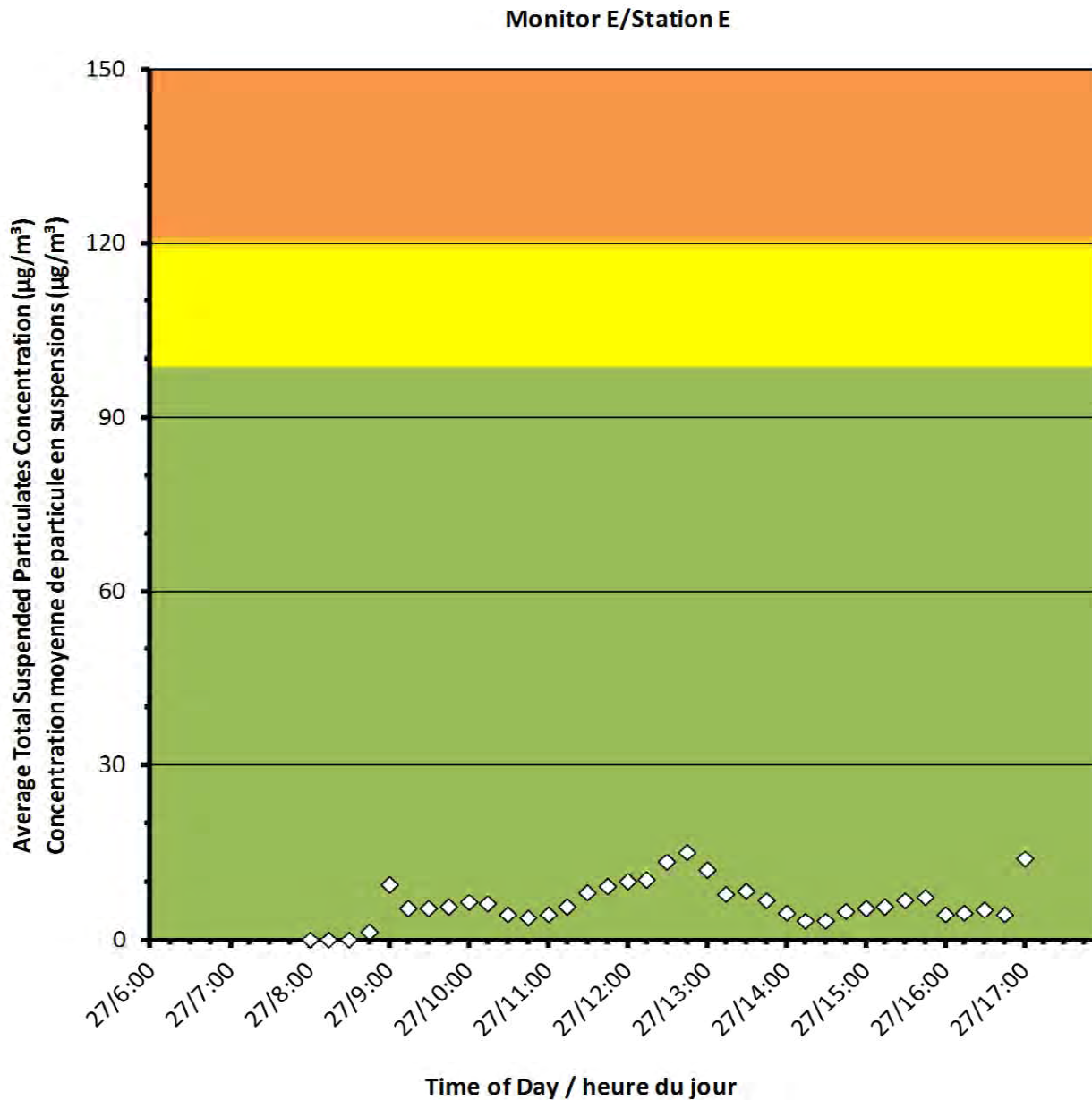




Port Granby Project Daily Dust Monitoring Data

Projet de Port Granby Surveillance journalière des particules en suspensions

2017/07/27



Daily Statistics/Statistiques journalières

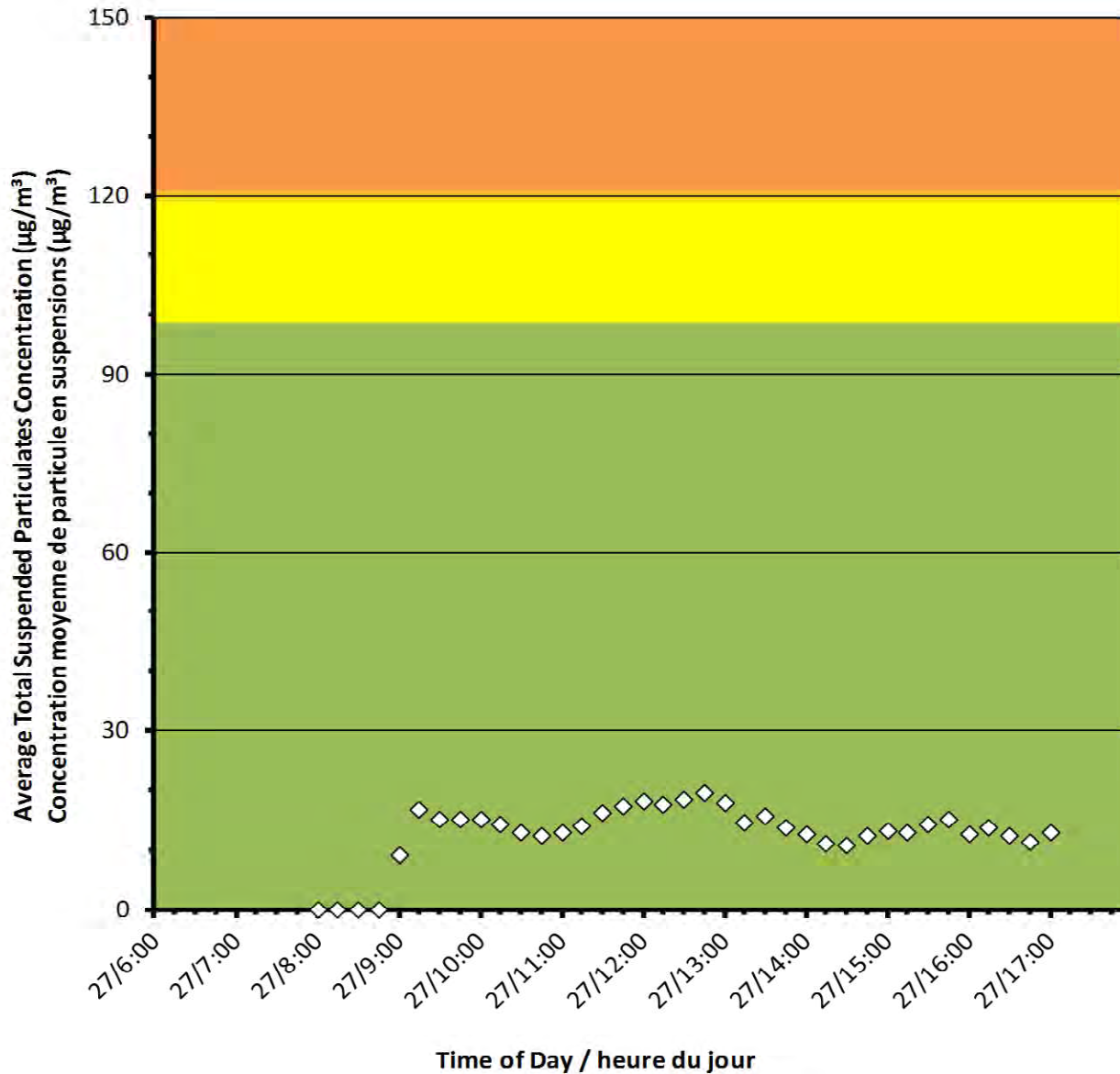
15	Maximum Concentration ($\mu\text{g}/\text{m}^3$) Concentration maximale ($\mu\text{g}/\text{m}^3$)
6	Average Concentration ($\mu\text{g}/\text{m}^3$) Concentration moyenne ($\mu\text{g}/\text{m}^3$)

Notes

No additional data. Aucune donnée additionnelle.



Monitor F/Station F



Port Granby Project Daily Dust Monitoring Data

Projet de Port Granby Surveillance journalière des particules en suspensions

2017/07/27

Daily Statistics/Statistiques journalières

20	Maximum Concentration (µg/m ³) Concentration maximale (µg/m ³)
11	Average Concentration (µg/m ³) Concentration moyenne (µg/m ³)

Notes

No additional data. Aucune donnée additionnelle.



Canadian Nuclear Laboratories | Laboratoires Nucléaires Canadiens

Port Granby Project

Daily Dust Monitoring Data

Projet de Port Granby

Surveillance journalière des particules en suspensions

2017/07/28

Legend/Légende



Independent Dust Monitoring
Surveillance indépendante



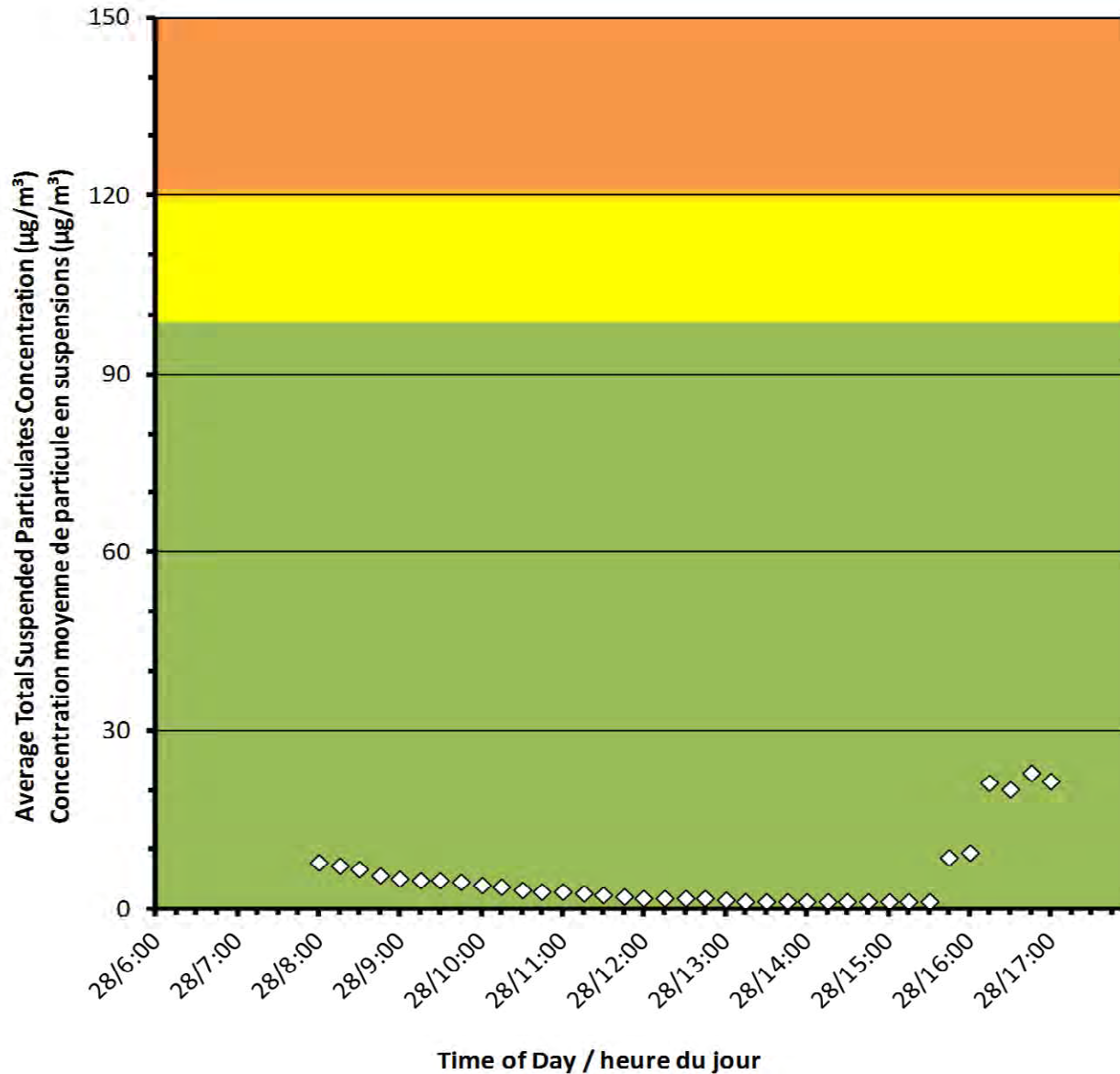
Work Site perimeter
Périmètre du chantier général.



CNL Controlled Area
Périmètre du site sous le contrôle de LCN.



Monitor A/Station A



Port Granby Project Daily Dust Monitoring Data

Projet de Port Granby Surveillance journalière des particules en suspensions

2017/07/28

Daily Statistics/Statistiques journalières

23	Maximum Concentration ($\mu\text{g}/\text{m}^3$) Concentration maximale ($\mu\text{g}/\text{m}^3$)
5	Average Concentration ($\mu\text{g}/\text{m}^3$) Concentration moyenne ($\mu\text{g}/\text{m}^3$)

Notes

No additional data. Aucune donnée
additionnelle.

Port Granby Project
Daily Dust Monitoring Data

Projet de Port Granby
Surveillance journalière des
particules en suspensions

2017/07/28

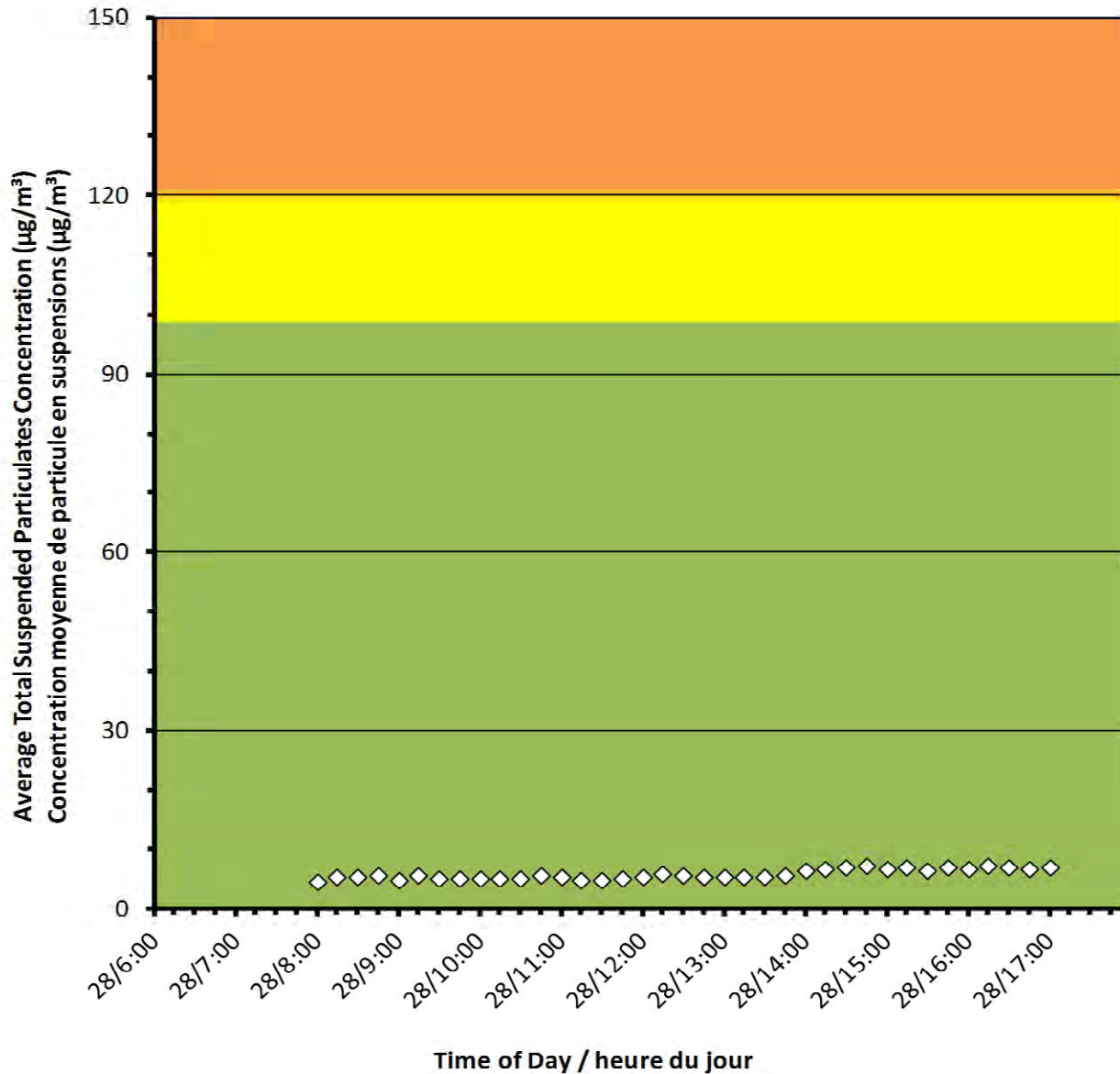
Daily Statistics/Statistiques journalières

7	Maximum Concentration ($\mu\text{g}/\text{m}^3$) Concentration maximale ($\mu\text{g}/\text{m}^3$)
5	Average Concentration ($\mu\text{g}/\text{m}^3$) Concentration moyenne ($\mu\text{g}/\text{m}^3$)

Notes

No additional data. Aucune donnée additionnelle.

Monitor B/Station B

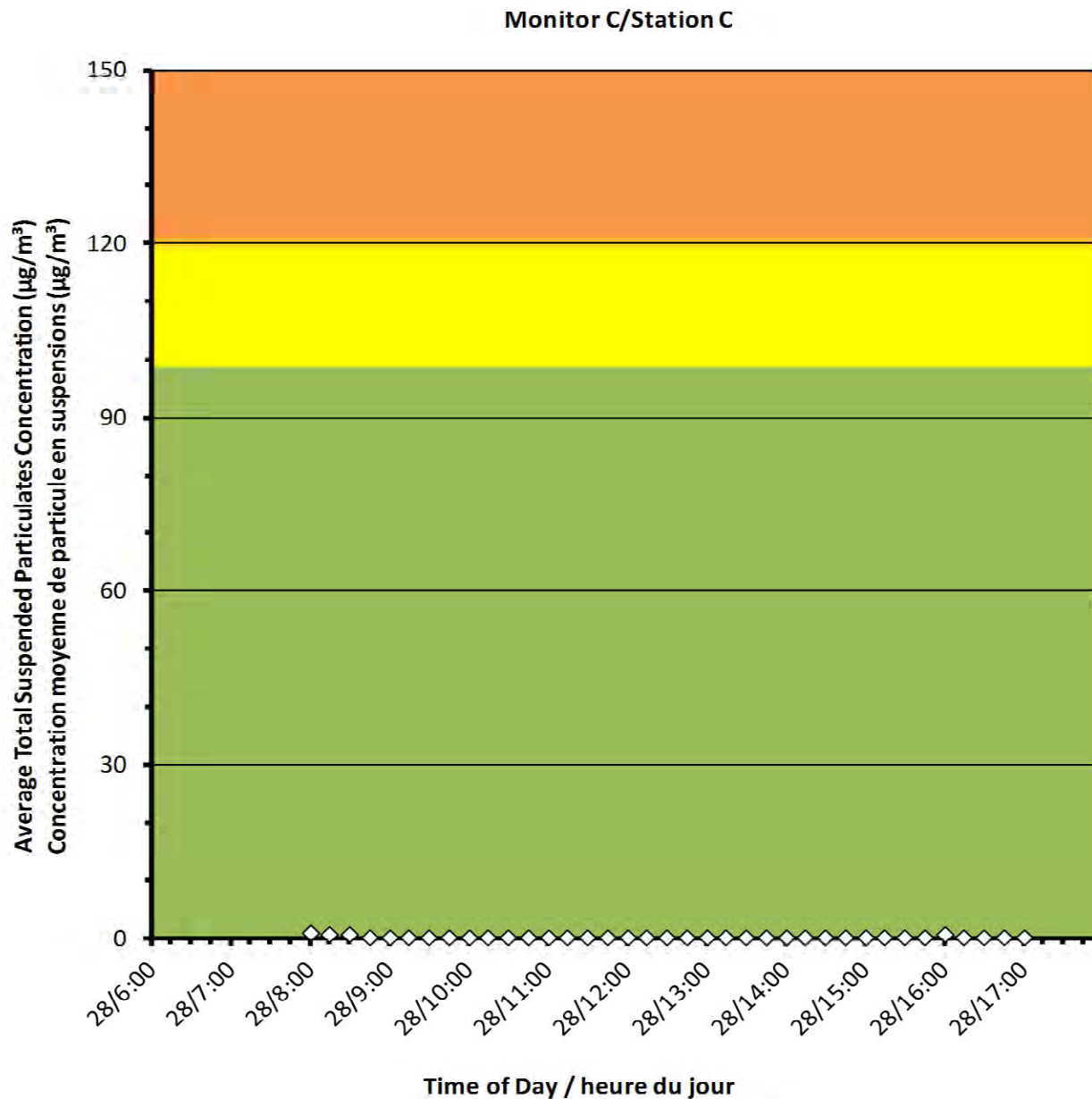




Port Granby Project Daily Dust Monitoring Data

Projet de Port Granby Surveillance journalière des particules en suspensions

2017/07/28



Daily Statistics/Statistiques journalières

1	Maximum Concentration ($\mu\text{g}/\text{m}^3$) Concentration maximale ($\mu\text{g}/\text{m}^3$)
0	Average Concentration ($\mu\text{g}/\text{m}^3$) Concentration moyenne ($\mu\text{g}/\text{m}^3$)

Notes

No additional data. Aucune donnée additionnelle.

Port Granby Project
Daily Dust Monitoring Data

Projet de Port Granby
Surveillance journalière des
particules en suspensions

2017/07/28

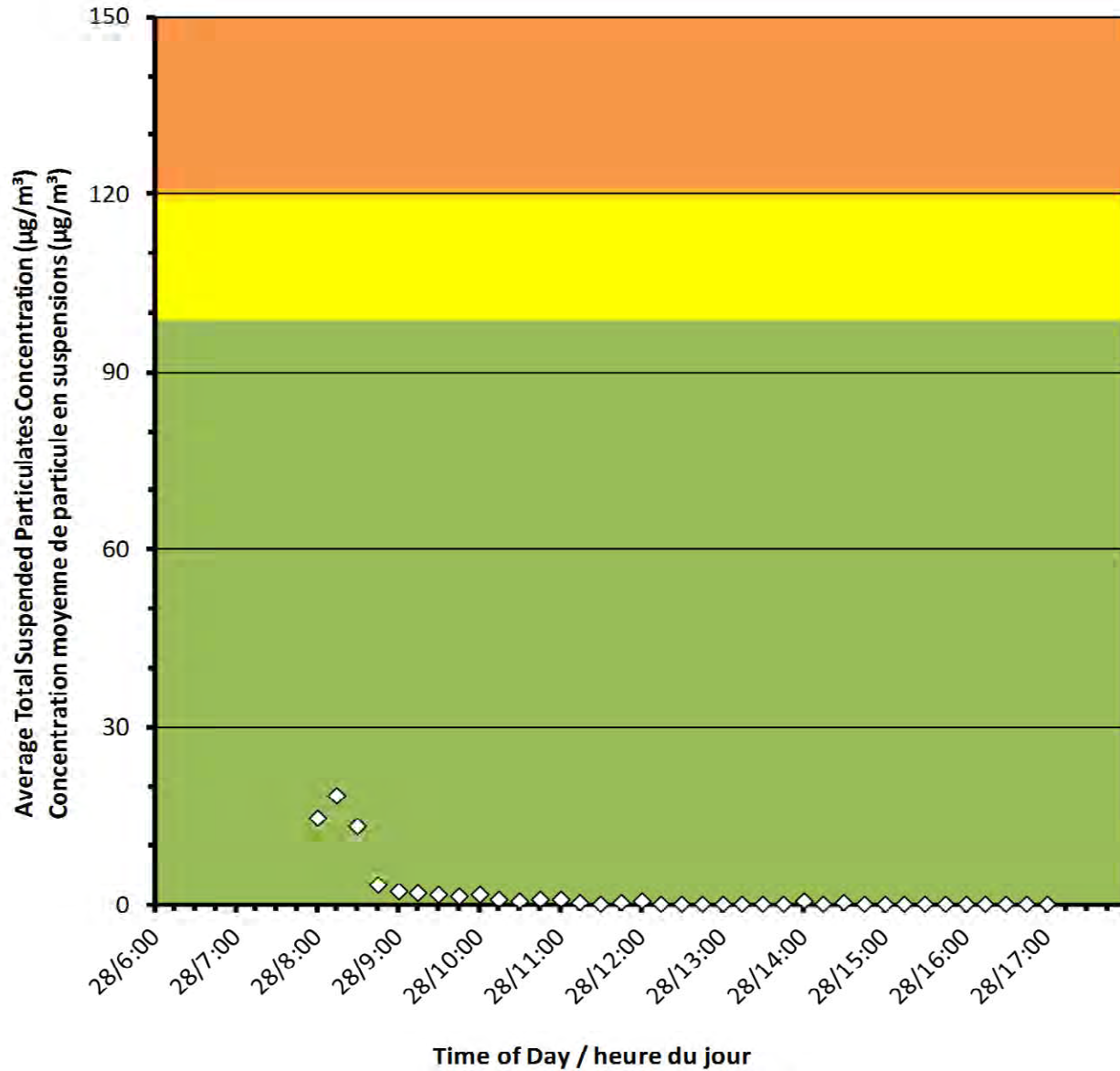
Daily Statistics/Statistiques journalières

18	Maximum Concentration ($\mu\text{g}/\text{m}^3$) Concentration maximale ($\mu\text{g}/\text{m}^3$)
1	Average Concentration ($\mu\text{g}/\text{m}^3$) Concentration moyenne ($\mu\text{g}/\text{m}^3$)

Notes

No additional data. Aucune donnée additionnelle.

Monitor D/Station D





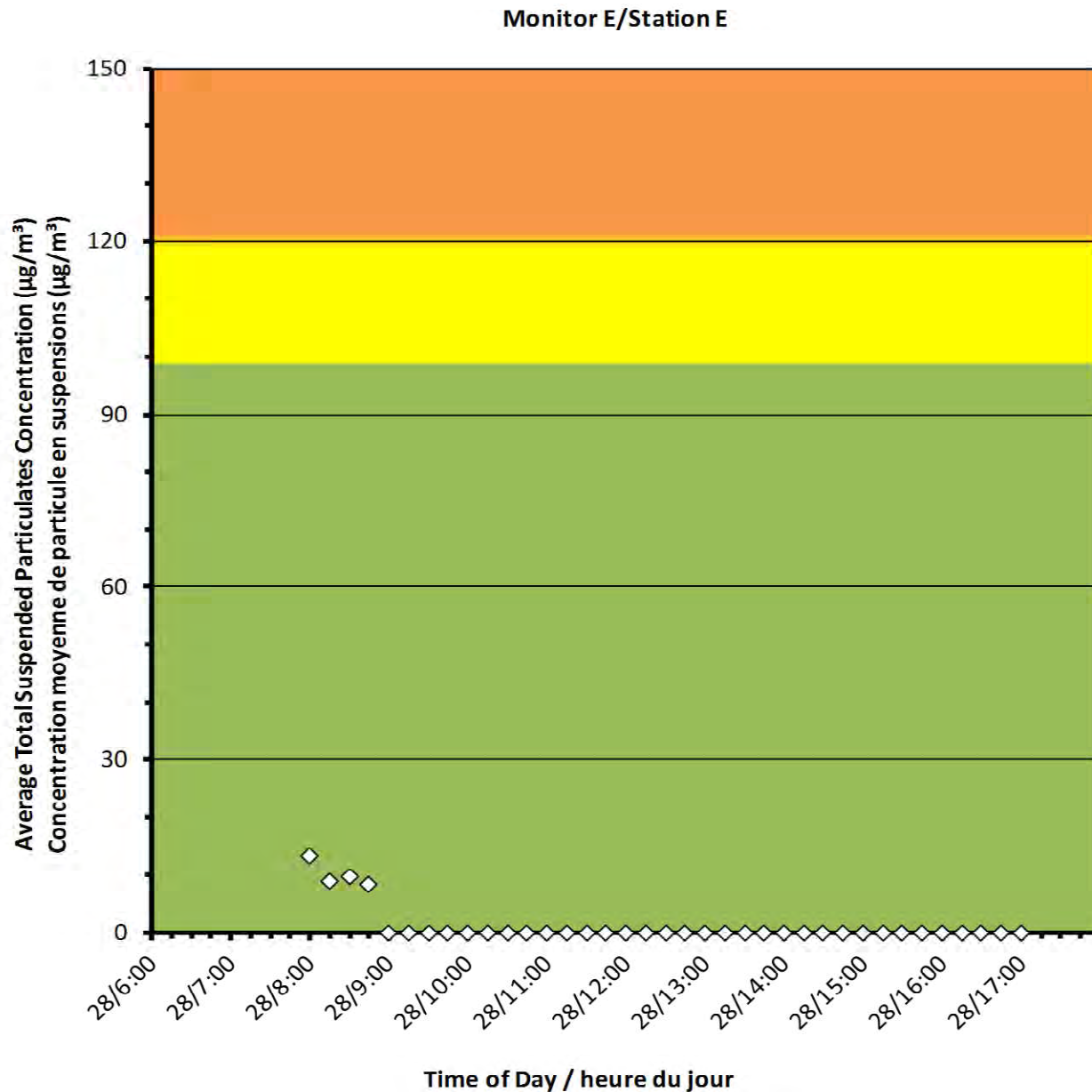
Port Granby Project Daily Dust Monitoring Data

Projet de Port Granby Surveillance journalière des particules en suspensions

2017/07/28

Daily Statistics/Statistiques journalières

14	Maximum Concentration ($\mu\text{g}/\text{m}^3$) Concentration maximale ($\mu\text{g}/\text{m}^3$)
1	Average Concentration ($\mu\text{g}/\text{m}^3$) Concentration moyenne ($\mu\text{g}/\text{m}^3$)



Notes

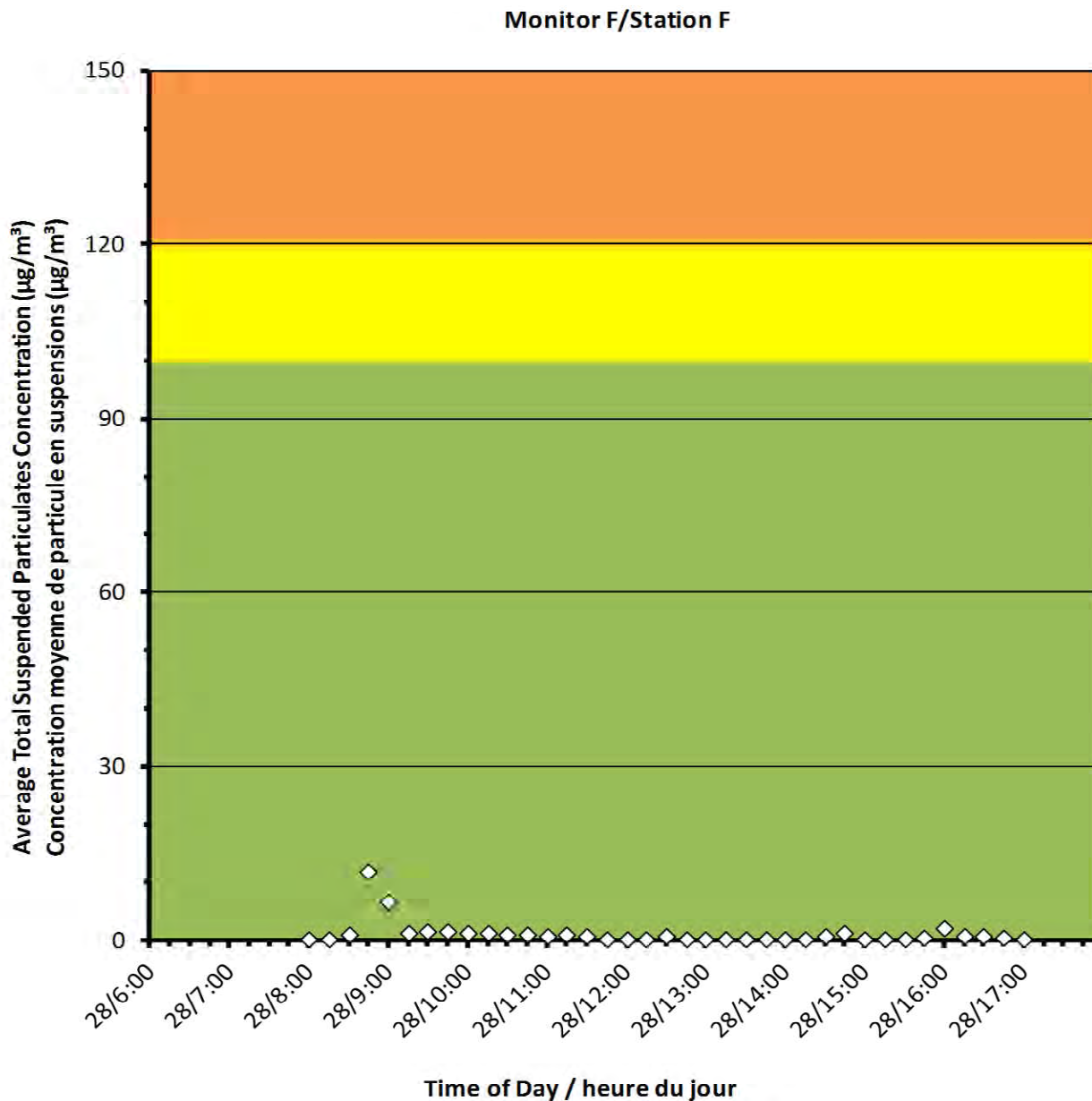
No additional data. Aucune donnée additionnelle.



Port Granby Project Daily Dust Monitoring Data

Projet de Port Granby Surveillance journalière des particules en suspensions

2017/07/28



Daily Statistics/Statistiques journalières

12	Maximum Concentration ($\mu\text{g}/\text{m}^3$) Concentration maximale ($\mu\text{g}/\text{m}^3$)
1	Average Concentration ($\mu\text{g}/\text{m}^3$) Concentration moyenne ($\mu\text{g}/\text{m}^3$)

Notes

No additional data. Aucune donnée additionnelle.