



Canadian Nuclear Laboratories | Laboratoires Nucléaires Canadiens

Port Granby Project

Daily Dust Monitoring Data

Projet de Port Granby

Surveillance journalière des particules en suspensions

2020/02/03

Legend/Légende



Independent Dust Monitoring
Surveillance indépendante



Work Site perimeter
Périmètre du chantier general.



CNL Controlled Area
Périmètre du site sous le control de LCN.



Monitor A/Station A

Port Granby Project Daily Dust Monitoring Data

Projet de Port Granby Surveillance journalière des particules en suspensions

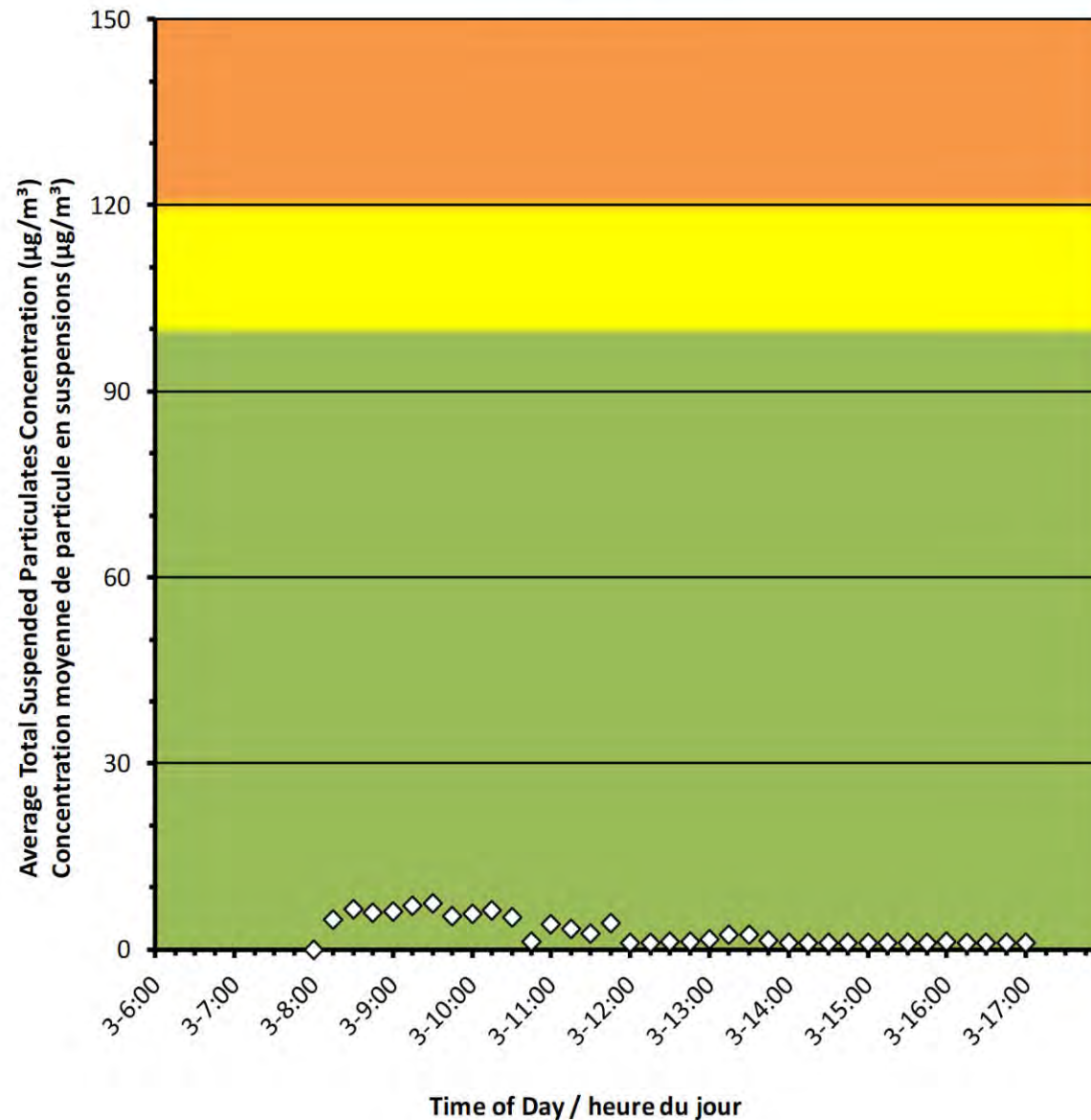
2020/02/03

Daily Statistics/Statistiques journalières

8	Maximum Concentration ($\mu\text{g}/\text{m}^3$) Concentration maximale ($\mu\text{g}/\text{m}^3$)
3	Average Concentration ($\mu\text{g}/\text{m}^3$) Concentration moyenne ($\mu\text{g}/\text{m}^3$)

Notes

No additional data. Aucune donnée
additionnelle.





Port Granby Project Daily Dust Monitoring Data

Projet de Port Granby Surveillance journalière des particules en suspensions

2020/02/03

Daily Statistics/Statistiques journalières

16

Maximum Concentration ($\mu\text{g}/\text{m}^3$)
Concentration maximale ($\mu\text{g}/\text{m}^3$)

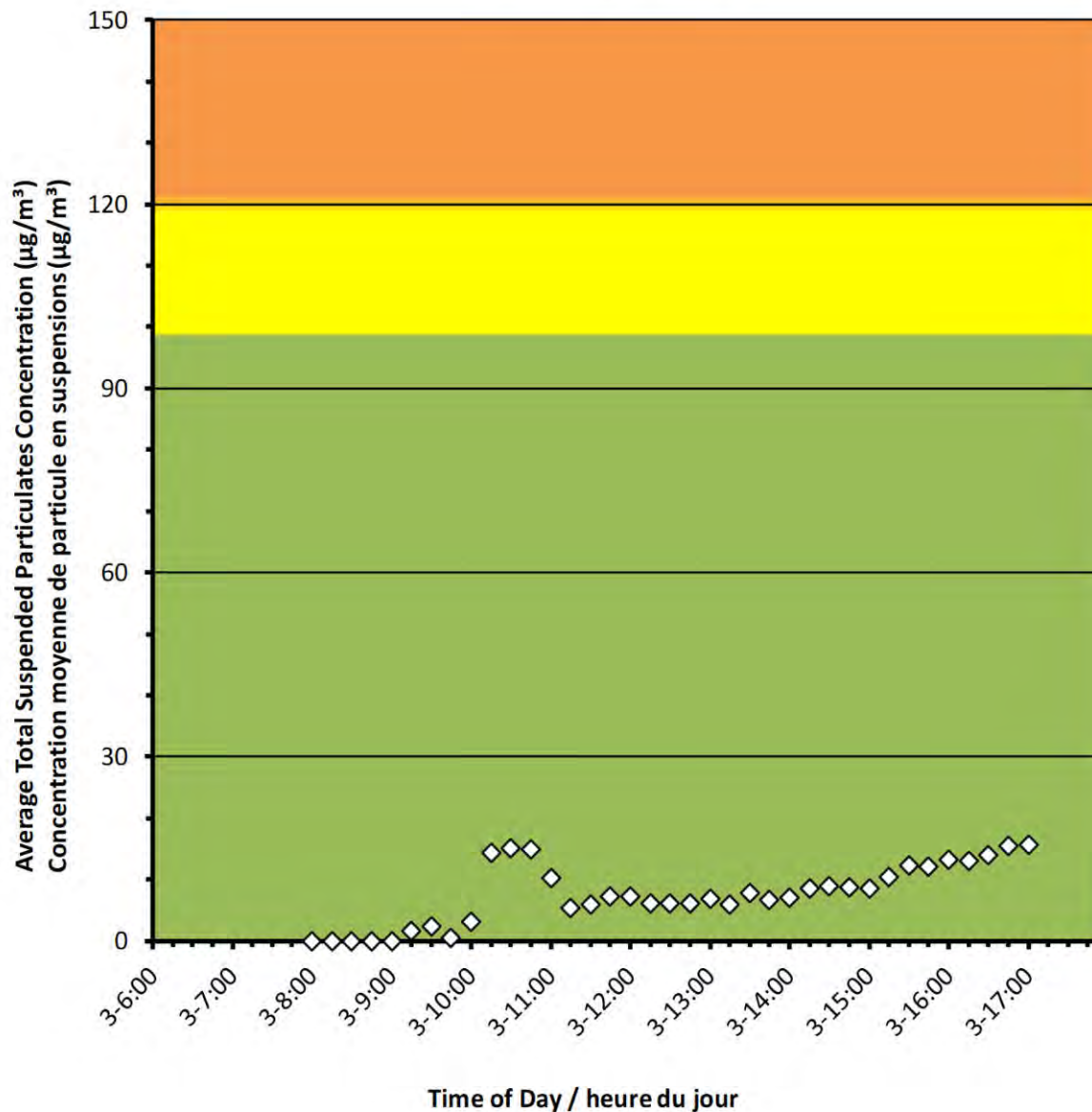
8

Average Concentration ($\mu\text{g}/\text{m}^3$)
Concentration moyenne ($\mu\text{g}/\text{m}^3$)

Notes

No additional data. Aucune donnée
additionnelle.

Monitor B/Station B



Port Granby Project
Daily Dust Monitoring Data

Projet de Port Granby
Surveillance journalière des
particules en suspensions

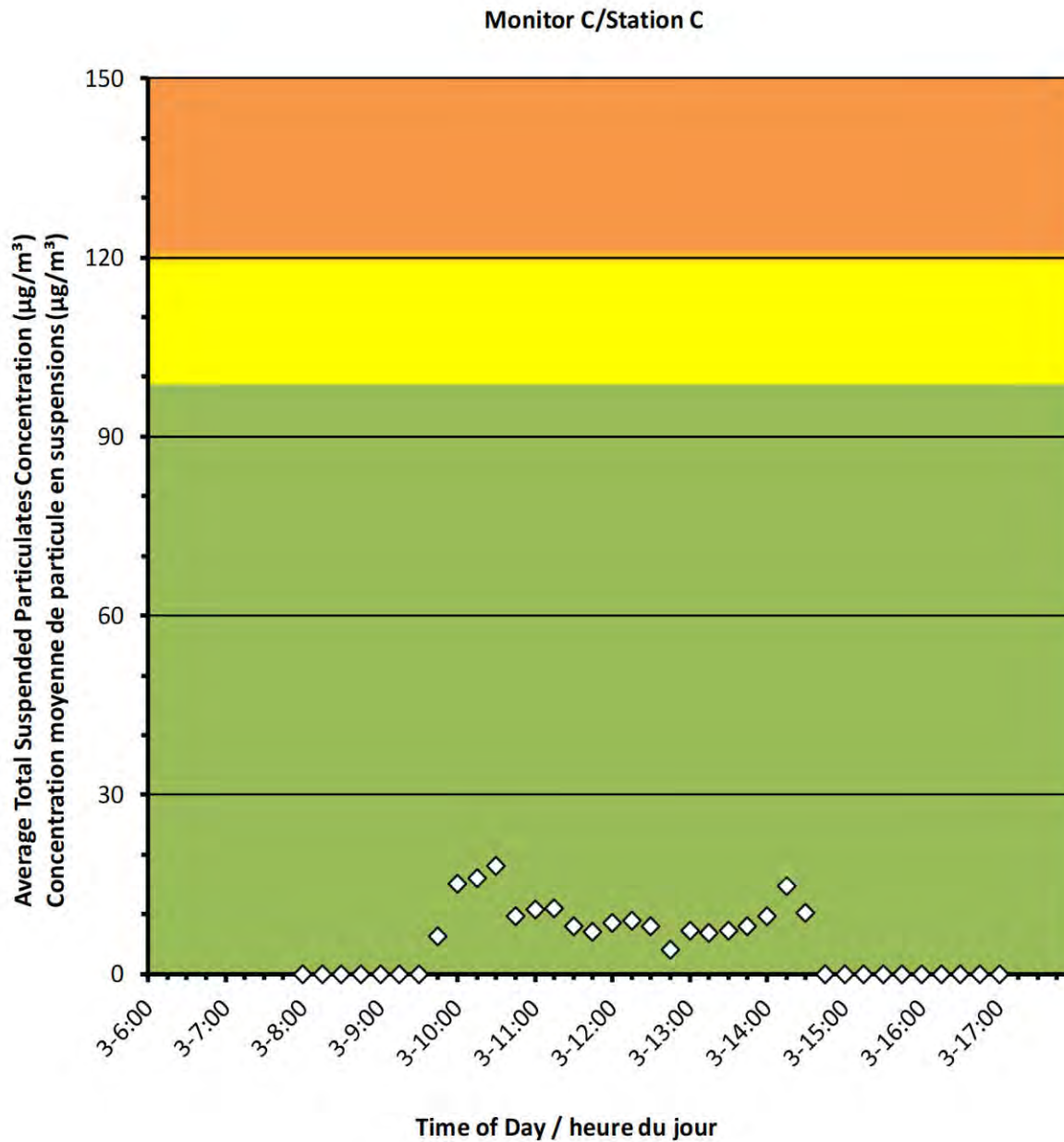
2020/02/03

Daily Statistics/Statistiques journalières

18	Maximum Concentration ($\mu\text{g}/\text{m}^3$) Concentration maximale ($\mu\text{g}/\text{m}^3$)
5	Average Concentration ($\mu\text{g}/\text{m}^3$) Concentration moyenne ($\mu\text{g}/\text{m}^3$)

Notes

No additional data. Aucune donnée additionnelle.





Port Granby Project Daily Dust Monitoring Data

Projet de Port Granby Surveillance journalière des particules en suspensions

2020/02/03

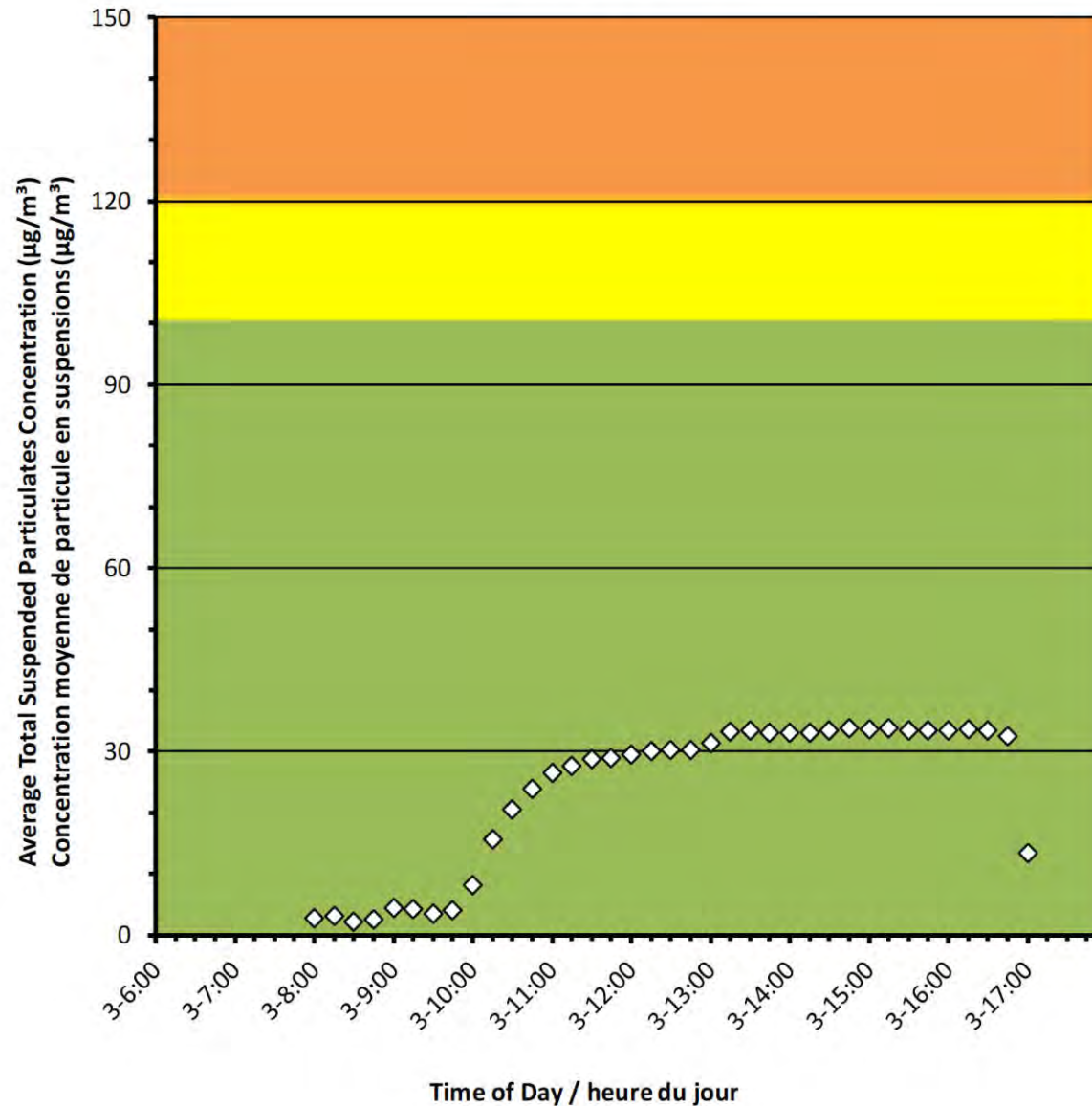
Daily Statistics/Statistiques journalières

34	Maximum Concentration ($\mu\text{g}/\text{m}^3$) Concentration maximale ($\mu\text{g}/\text{m}^3$)
24	Average Concentration ($\mu\text{g}/\text{m}^3$) Concentration moyenne ($\mu\text{g}/\text{m}^3$)

Notes

No additional data. Aucune donnée
additionnelle.

Monitor D/Station D



Port Granby Project
Daily Dust Monitoring Data

Projet de Port Granby
Surveillance journalière des
particules en suspensions

2020/02/03

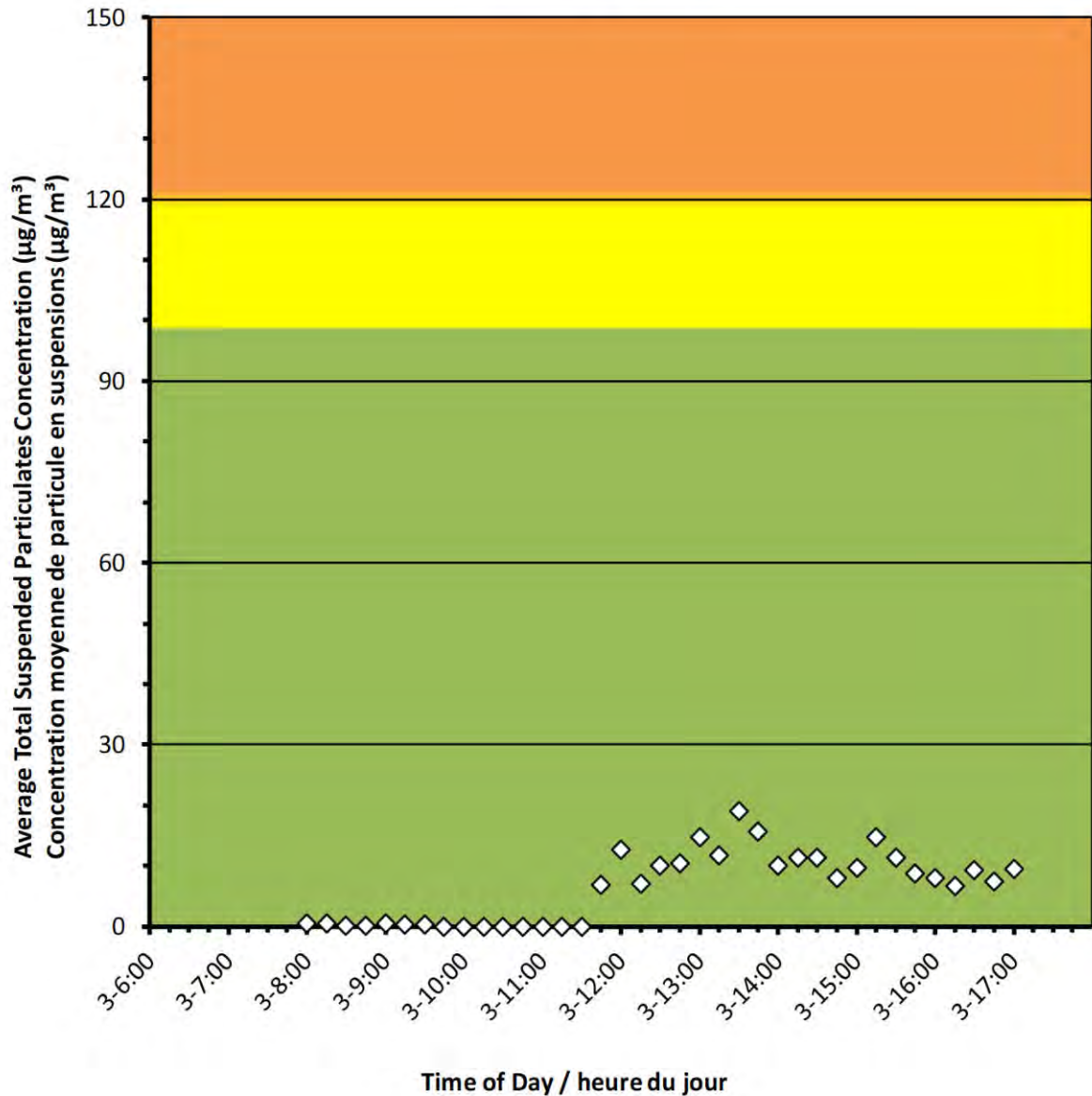
Daily Statistics/Statistiques journalières

19	Maximum Concentration ($\mu\text{g}/\text{m}^3$) Concentration maximale ($\mu\text{g}/\text{m}^3$)
6	Average Concentration ($\mu\text{g}/\text{m}^3$) Concentration moyenne ($\mu\text{g}/\text{m}^3$)

Notes

No additional data. Aucune donnée additionnelle.

Monitor E/Station E



Port Granby Project
Daily Dust Monitoring Data

Projet de Port Granby
Surveillance journalière des
particules en suspensions

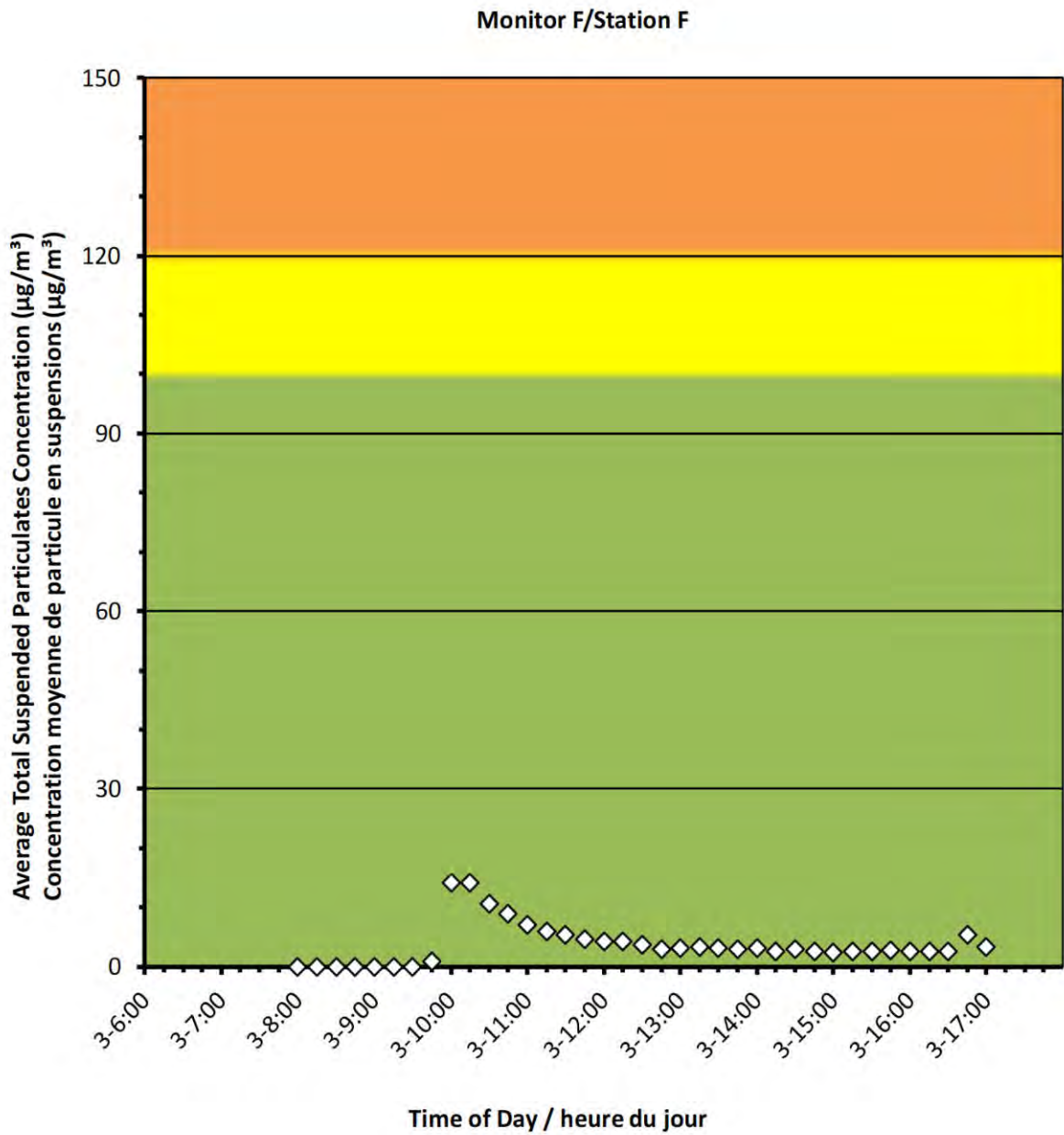
2020/02/03

Daily Statistics/Statistiques journalières

14	Maximum Concentration ($\mu\text{g}/\text{m}^3$) Concentration maximale ($\mu\text{g}/\text{m}^3$)
4	Average Concentration ($\mu\text{g}/\text{m}^3$) Concentration moyenne ($\mu\text{g}/\text{m}^3$)

Notes

No additional data. Aucune donnée additionnelle.





Canadian Nuclear
Laboratories

Laboratoires Nucléaires
Canadiens

Port Granby Project

Daily Dust Monitoring Data

Projet de Port Granby

Surveillance journalière des particules en suspensions

2020/02/04

Legend/Légende



Independent Dust Monitoring
Surveillance indépendante



Work Site perimeter
Périmètre du chantier general.



CNL Controlled Area
Périmètre du site sous le control de
LCN.

Port Granby Project
Daily Dust Monitoring Data

Projet de Port Granby
Surveillance journalière des
particules en suspensions

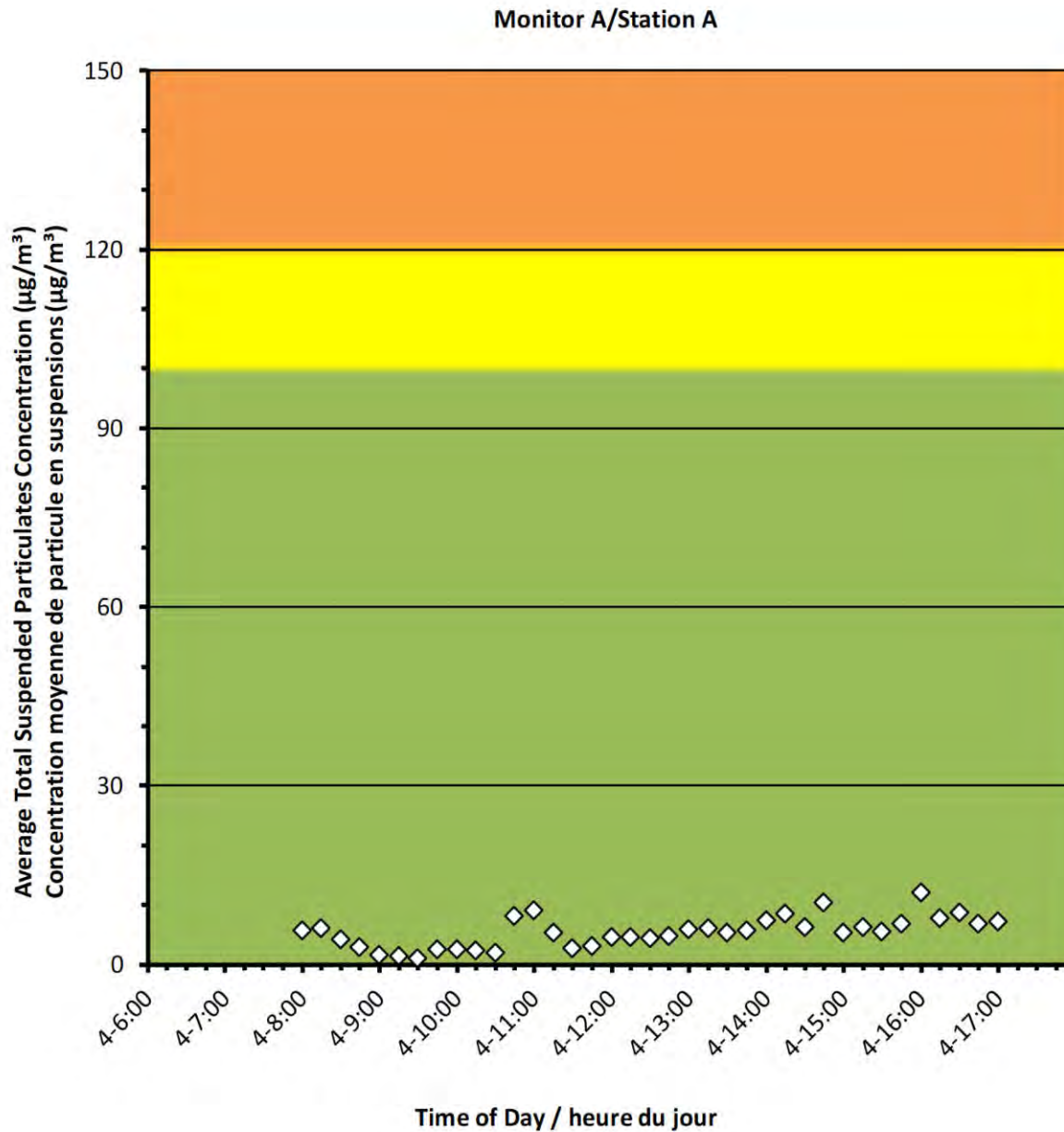
2020/02/04

Daily Statistics/Statistiques journalières

12	Maximum Concentration ($\mu\text{g}/\text{m}^3$) Concentration maximale ($\mu\text{g}/\text{m}^3$)
5	Average Concentration ($\mu\text{g}/\text{m}^3$) Concentration moyenne ($\mu\text{g}/\text{m}^3$)

Notes

No additional data. Aucune donnée additionnelle.



Port Granby Project
Daily Dust Monitoring Data

Projet de Port Granby
Surveillance journalière des
particules en suspensions

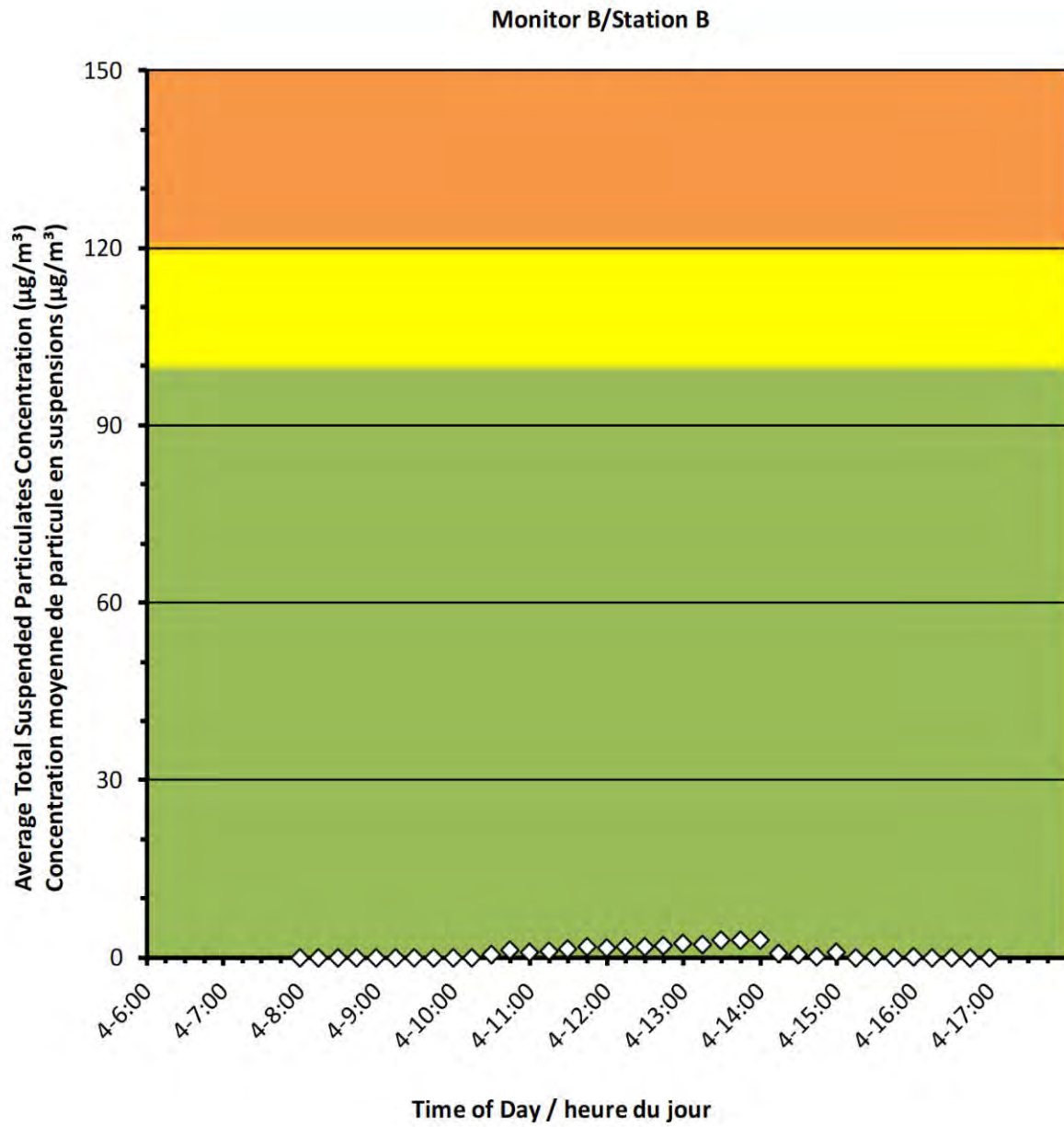
2020/02/04

Daily Statistics/Statistiques journalières

3	Maximum Concentration ($\mu\text{g}/\text{m}^3$) Concentration maximale ($\mu\text{g}/\text{m}^3$)
1	Average Concentration ($\mu\text{g}/\text{m}^3$) Concentration moyenne ($\mu\text{g}/\text{m}^3$)

Notes

No additional data. Aucune donnée additionnelle.





Port Granby Project Daily Dust Monitoring Data

Projet de Port Granby Surveillance journalière des particules en suspensions

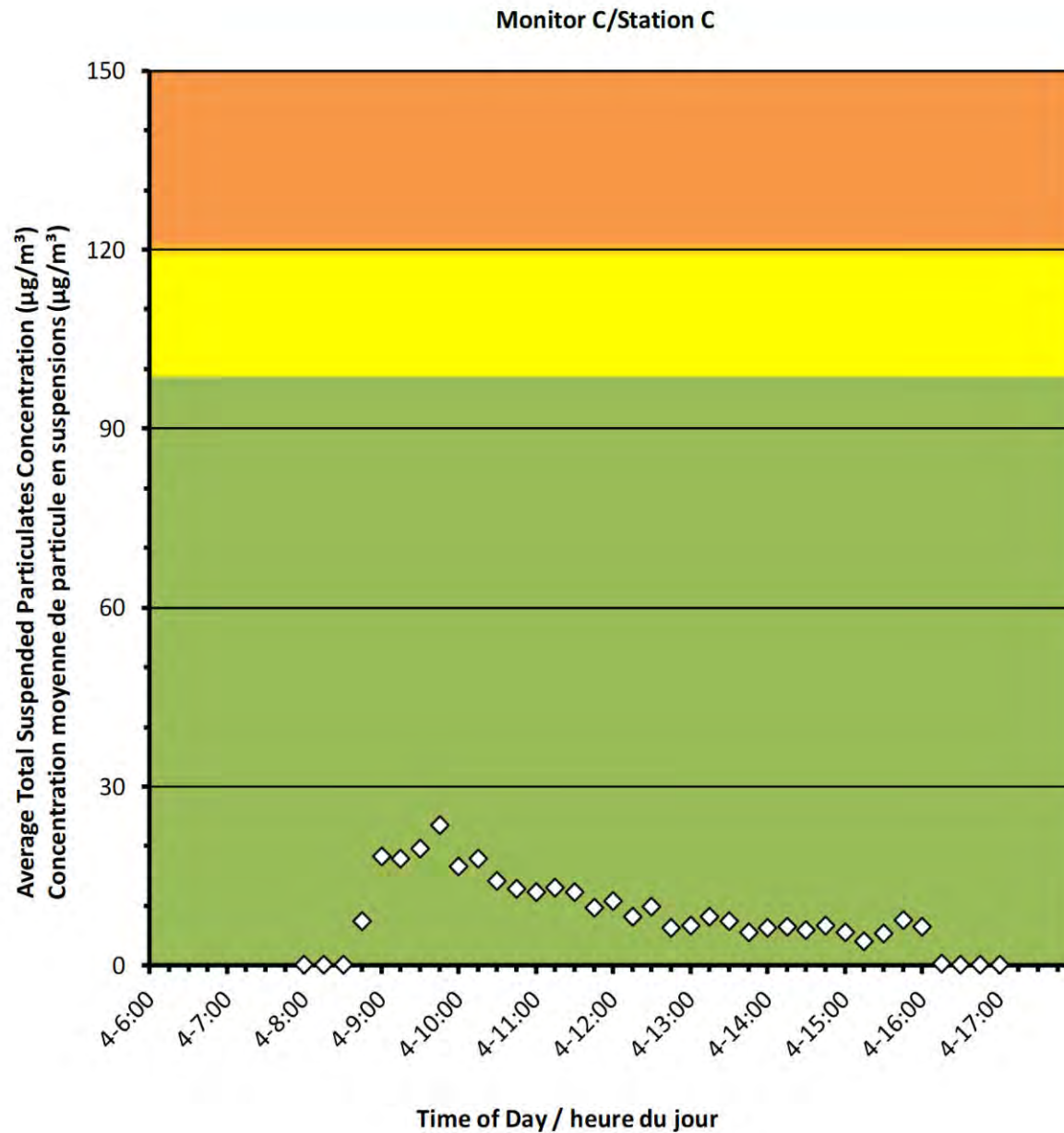
2020/02/04

Daily Statistics/Statistiques journalières

23	Maximum Concentration ($\mu\text{g}/\text{m}^3$) Concentration maximale ($\mu\text{g}/\text{m}^3$)
8	Average Concentration ($\mu\text{g}/\text{m}^3$) Concentration moyenne ($\mu\text{g}/\text{m}^3$)

Notes

No additional data. Aucune donnée additionnelle.





Port Granby Project Daily Dust Monitoring Data

Projet de Port Granby Surveillance journalière des particules en suspensions

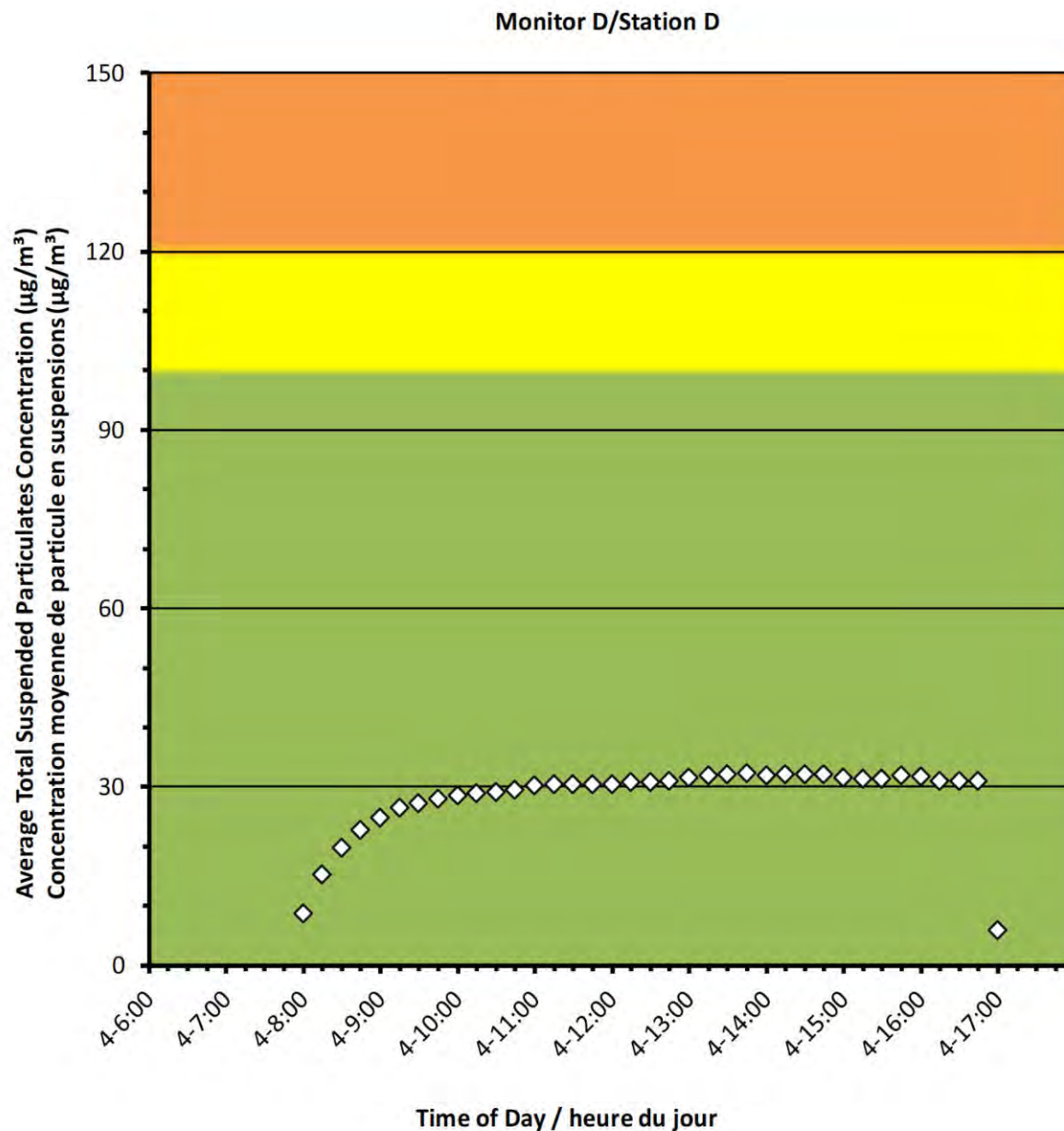
2020/02/04

Daily Statistics/Statistiques journalières

32	Maximum Concentration ($\mu\text{g}/\text{m}^3$) Concentration maximale ($\mu\text{g}/\text{m}^3$)
28	Average Concentration ($\mu\text{g}/\text{m}^3$) Concentration moyenne ($\mu\text{g}/\text{m}^3$)

Notes

No additional data. Aucune donnée
additionnelle.



Port Granby Project
Daily Dust Monitoring Data

Projet de Port Granby
Surveillance journalière des
particules en suspensions

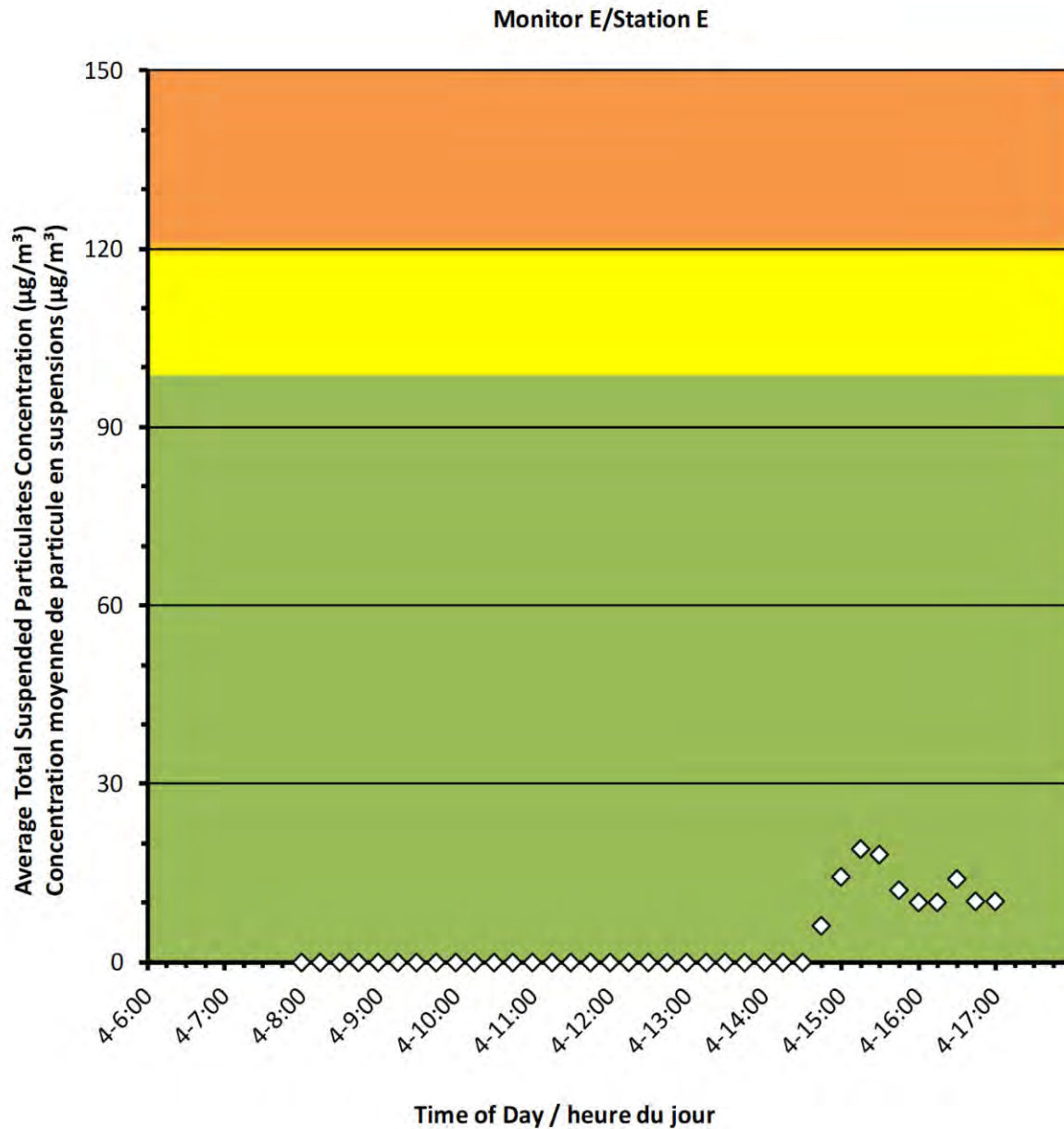
2020/02/04

Daily Statistics/Statistiques journalières

19	Maximum Concentration ($\mu\text{g}/\text{m}^3$) Concentration maximale ($\mu\text{g}/\text{m}^3$)
3	Average Concentration ($\mu\text{g}/\text{m}^3$) Concentration moyenne ($\mu\text{g}/\text{m}^3$)

Notes

No additional data. Aucune donnée additionnelle.





Port Granby Project Daily Dust Monitoring Data

Projet de Port Granby Surveillance journalière des particules en suspensions

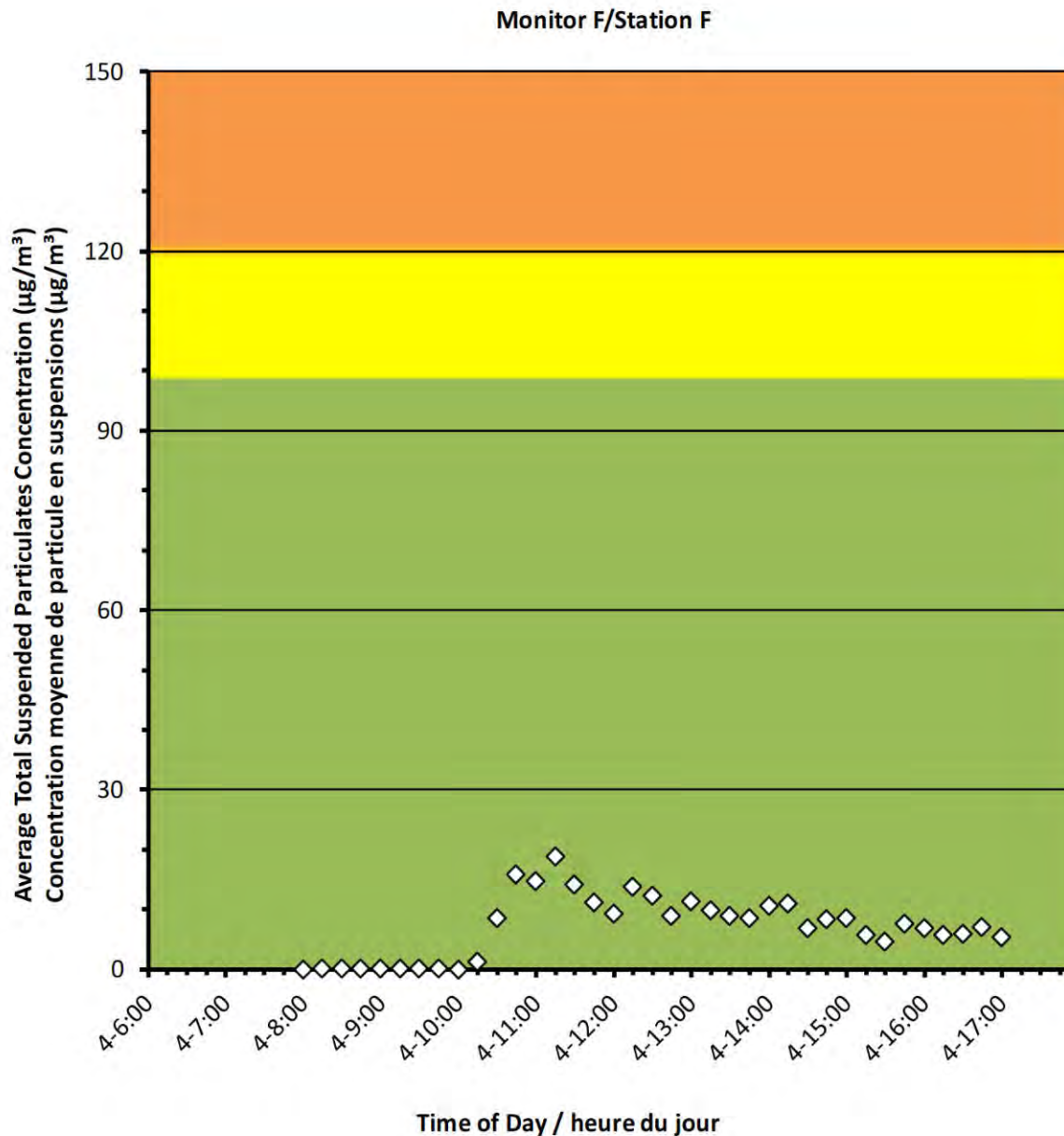
2020/02/04

Daily Statistics/Statistiques journalières

19	Maximum Concentration ($\mu\text{g}/\text{m}^3$) Concentration maximale ($\mu\text{g}/\text{m}^3$)
7	Average Concentration ($\mu\text{g}/\text{m}^3$) Concentration moyenne ($\mu\text{g}/\text{m}^3$)

Notes

No additional data. Aucune donnée
additionnelle.





Canadian Nuclear
Laboratories

Laboratoires Nucléaires
Canadiens

Port Granby Project

Daily Dust Monitoring Data

Projet de Port Granby

Surveillance journalière des particules en suspensions

2020/02/05

Legend/Légende



Independent Dust Monitoring
Surveillance indépendante



Work Site perimeter
Périmètre du chantier general.



CNL Controlled Area
Périmètre du site sous le control de
LCN.

Port Granby Project
Daily Dust Monitoring Data

Projet de Port Granby
Surveillance journalière des
particules en suspensions

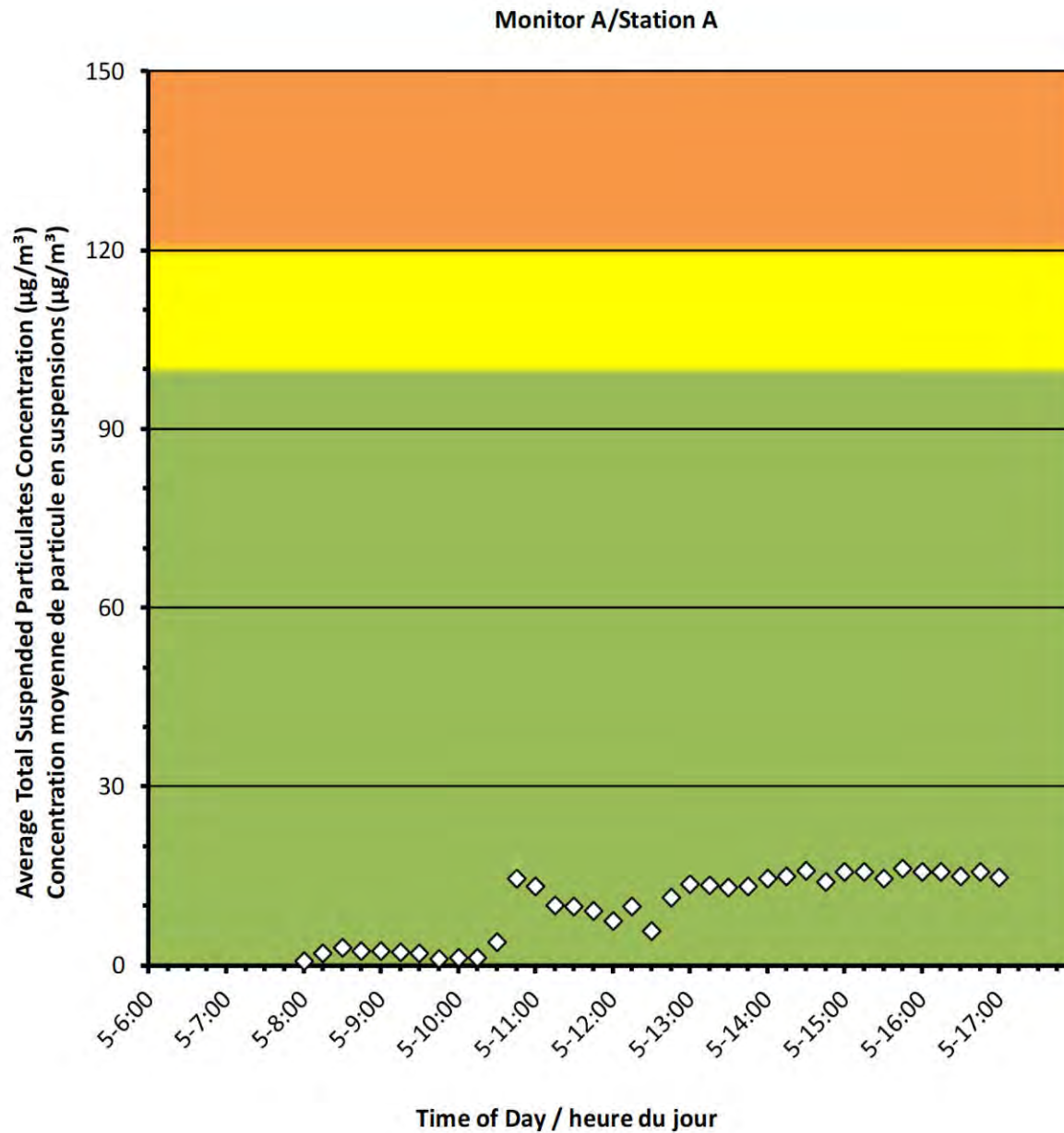
2020/02/05

Daily Statistics/Statistiques journalières

16	Maximum Concentration ($\mu\text{g}/\text{m}^3$) Concentration maximale ($\mu\text{g}/\text{m}^3$)
10	Average Concentration ($\mu\text{g}/\text{m}^3$) Concentration moyenne ($\mu\text{g}/\text{m}^3$)

Notes

No additional data. Aucune donnée additionnelle.





Port Granby Project Daily Dust Monitoring Data

Projet de Port Granby Surveillance journalière des particules en suspensions

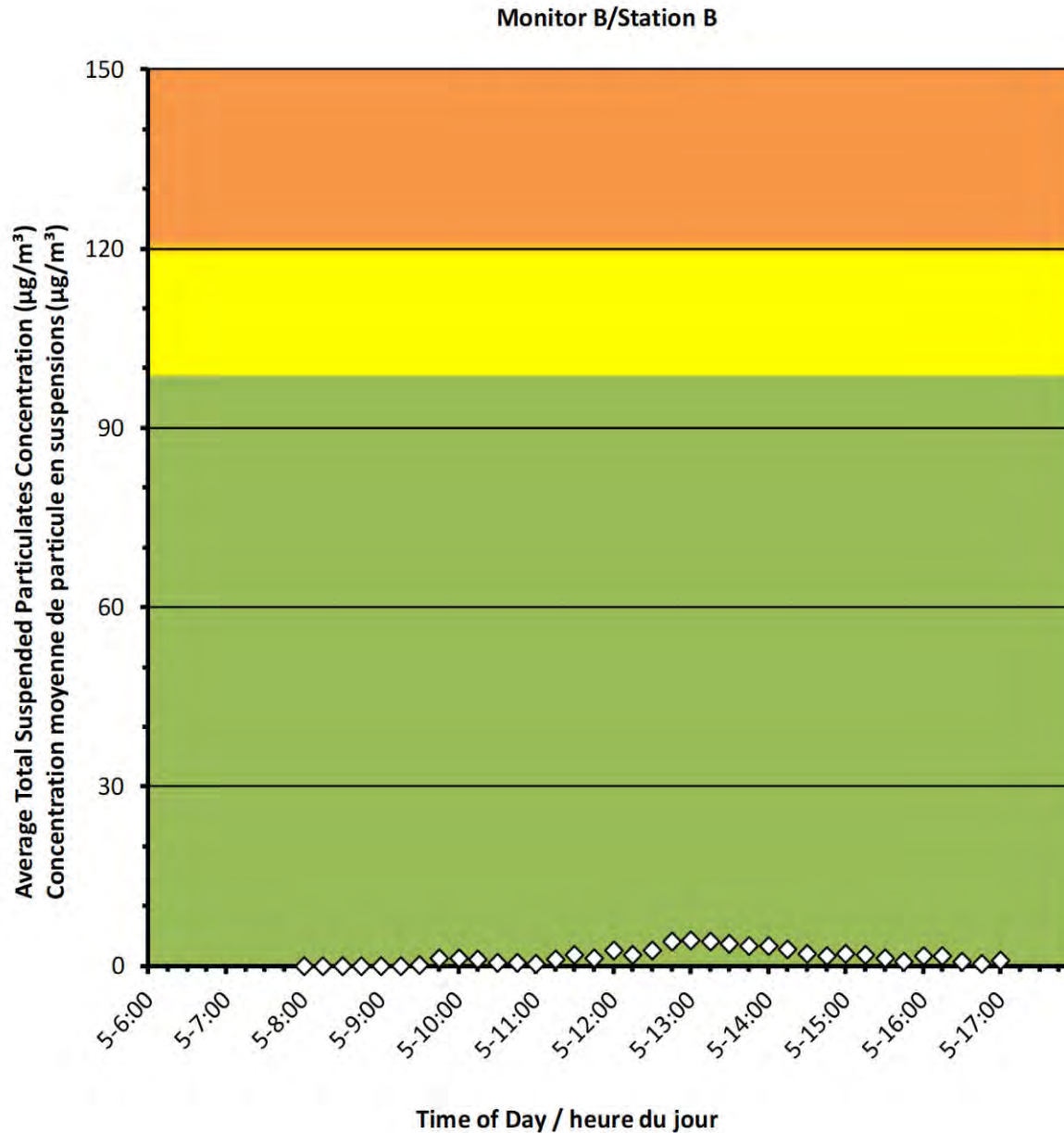
2020/02/05

Daily Statistics/Statistiques journalières

4	Maximum Concentration ($\mu\text{g}/\text{m}^3$) Concentration maximale ($\mu\text{g}/\text{m}^3$)
2	Average Concentration ($\mu\text{g}/\text{m}^3$) Concentration moyenne ($\mu\text{g}/\text{m}^3$)

Notes

No additional data. Aucune donnée
additionnelle.





Port Granby Project Daily Dust Monitoring Data

Projet de Port Granby Surveillance journalière des particules en suspensions

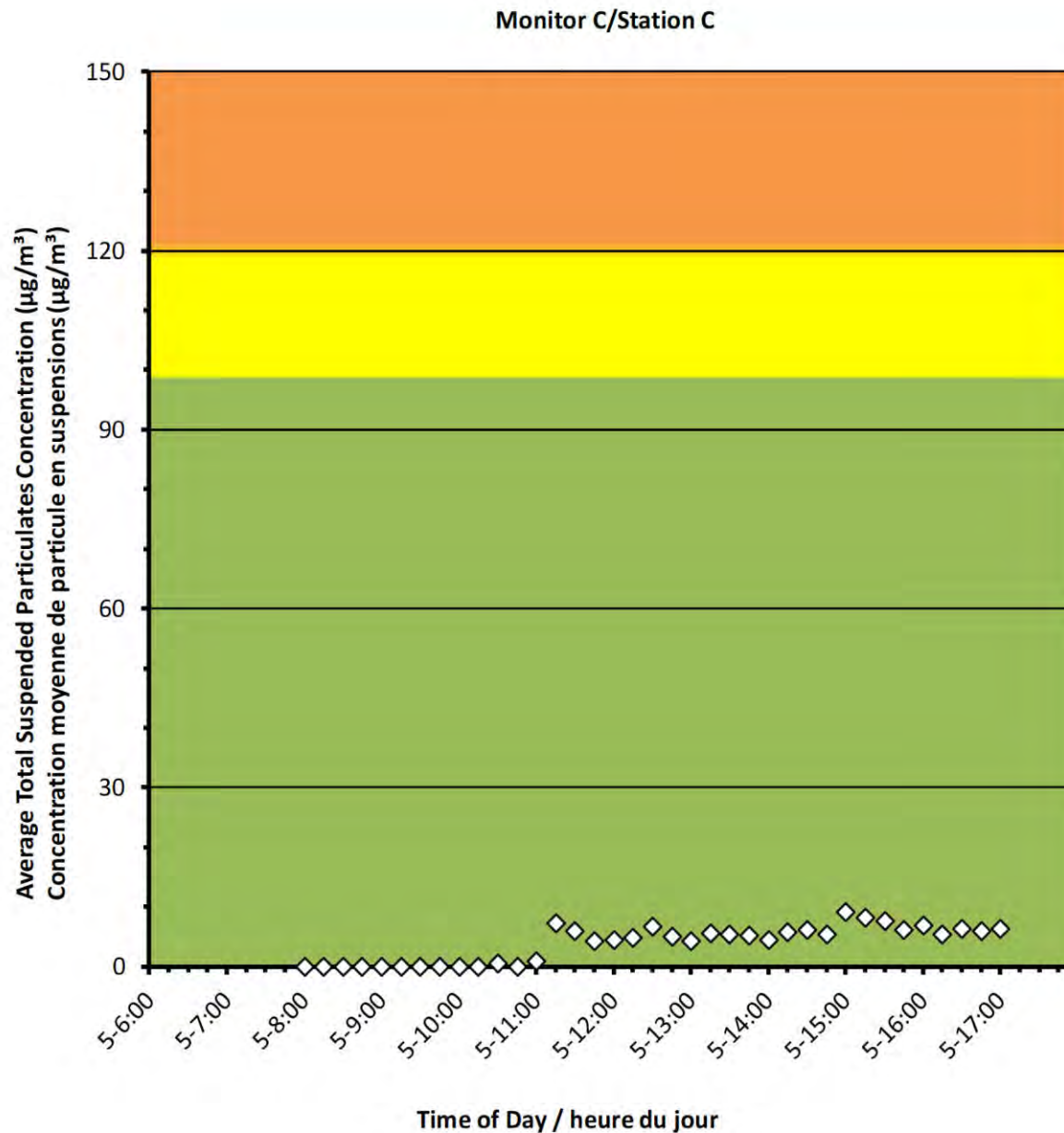
2020/02/05

Daily Statistics/Statistiques journalières

9	Maximum Concentration ($\mu\text{g}/\text{m}^3$) Concentration maximale ($\mu\text{g}/\text{m}^3$)
4	Average Concentration ($\mu\text{g}/\text{m}^3$) Concentration moyenne ($\mu\text{g}/\text{m}^3$)

Notes

No additional data. Aucune donnée
additionnelle.



Port Granby Project
Daily Dust Monitoring Data

Projet de Port Granby
Surveillance journalière des
particules en suspensions

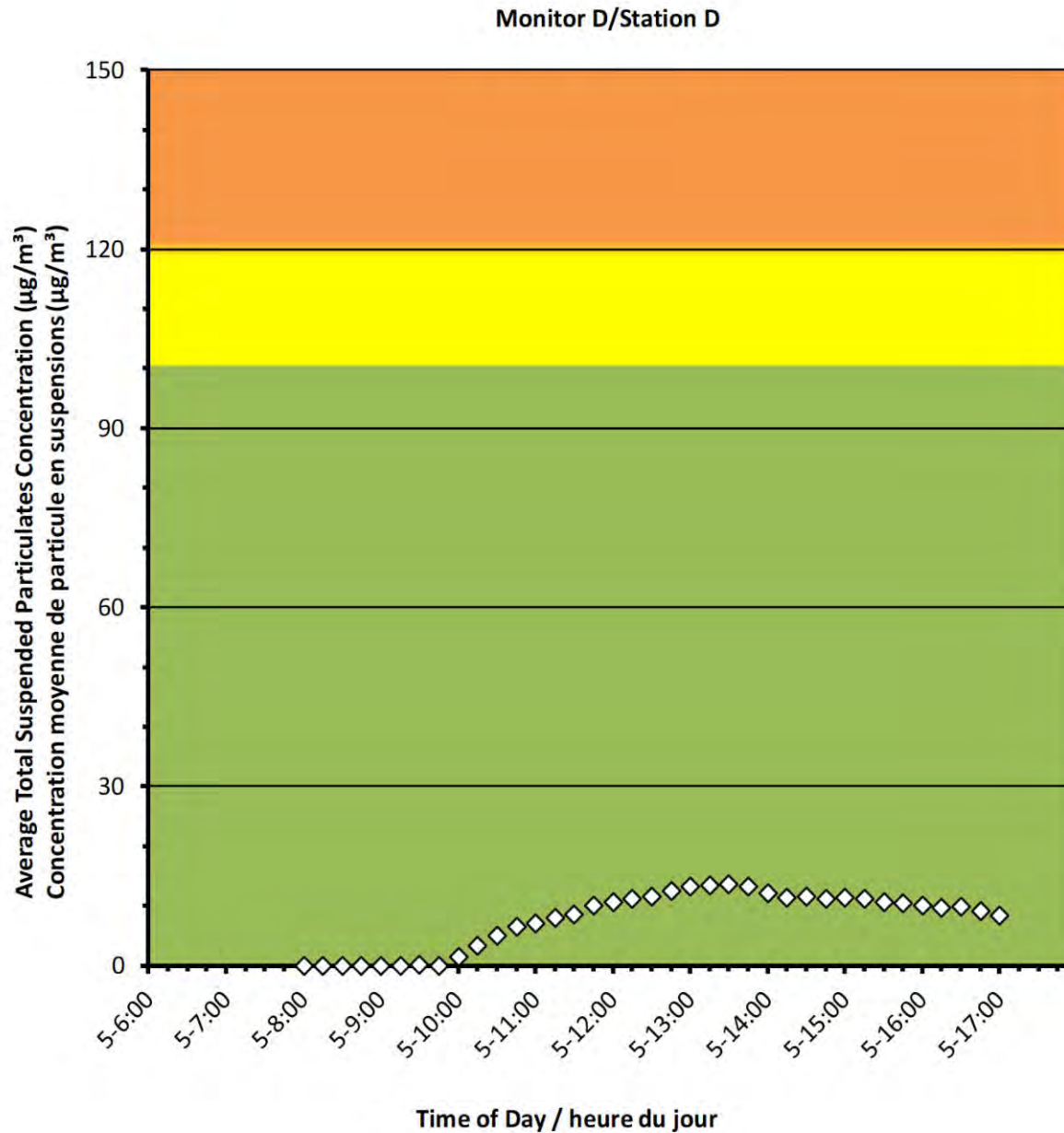
2020/02/05

Daily Statistics/Statistiques journalières

14	Maximum Concentration ($\mu\text{g}/\text{m}^3$) Concentration maximale ($\mu\text{g}/\text{m}^3$)
8	Average Concentration ($\mu\text{g}/\text{m}^3$) Concentration moyenne ($\mu\text{g}/\text{m}^3$)

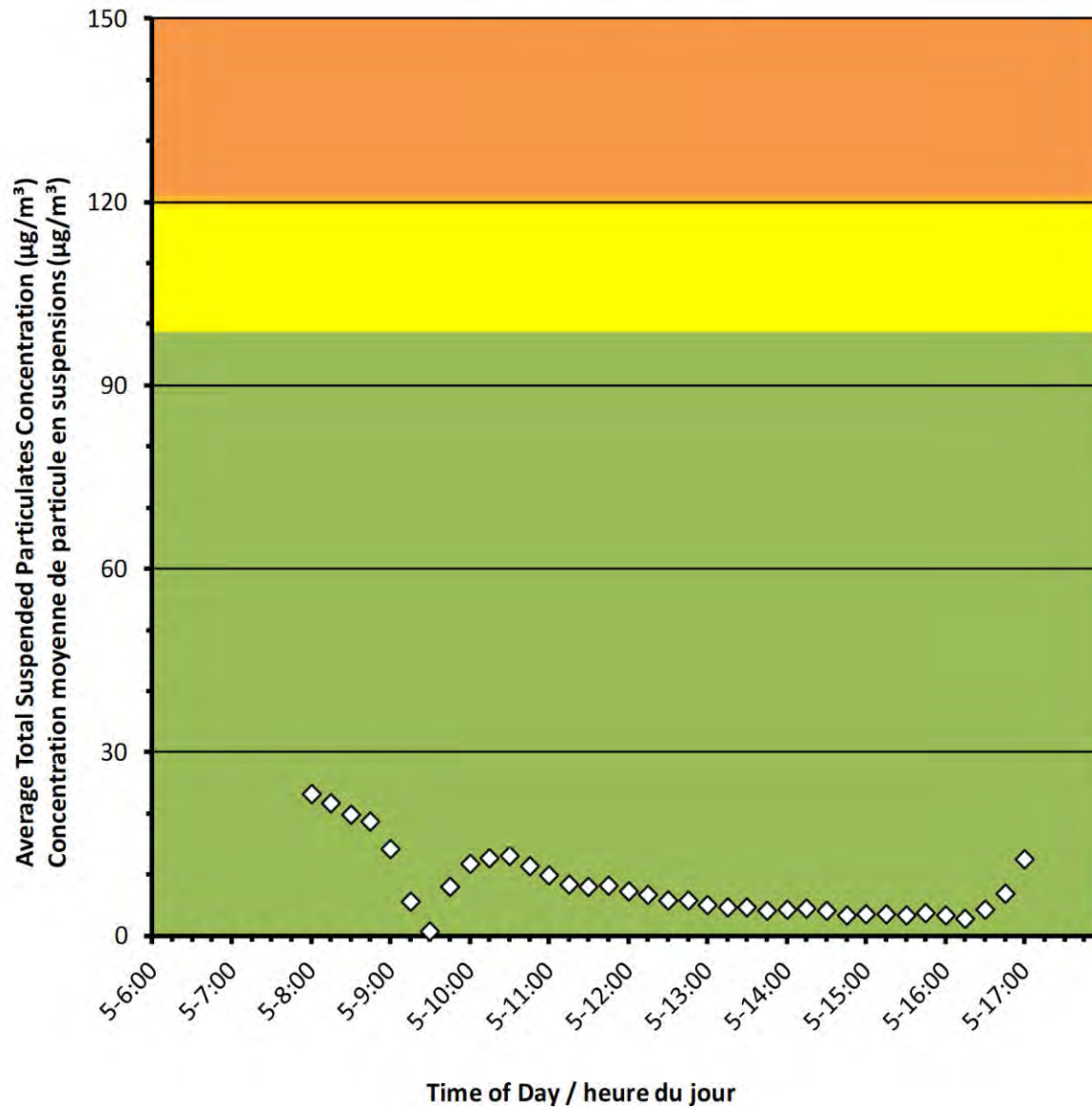
Notes

No additional data. Aucune donnée additionnelle.





Monitor E/Station E



Port Granby Project Daily Dust Monitoring Data

Projet de Port Granby Surveillance journalière des particules en suspensions

2020/02/05

Daily Statistics/Statistiques journalières

23	Maximum Concentration ($\mu\text{g}/\text{m}^3$) Concentration maximale ($\mu\text{g}/\text{m}^3$)
8	Average Concentration ($\mu\text{g}/\text{m}^3$) Concentration moyenne ($\mu\text{g}/\text{m}^3$)

Notes

No additional data. Aucune donnée
additionnelle.



Port Granby Project Daily Dust Monitoring Data

Projet de Port Granby Surveillance journalière des particules en suspensions

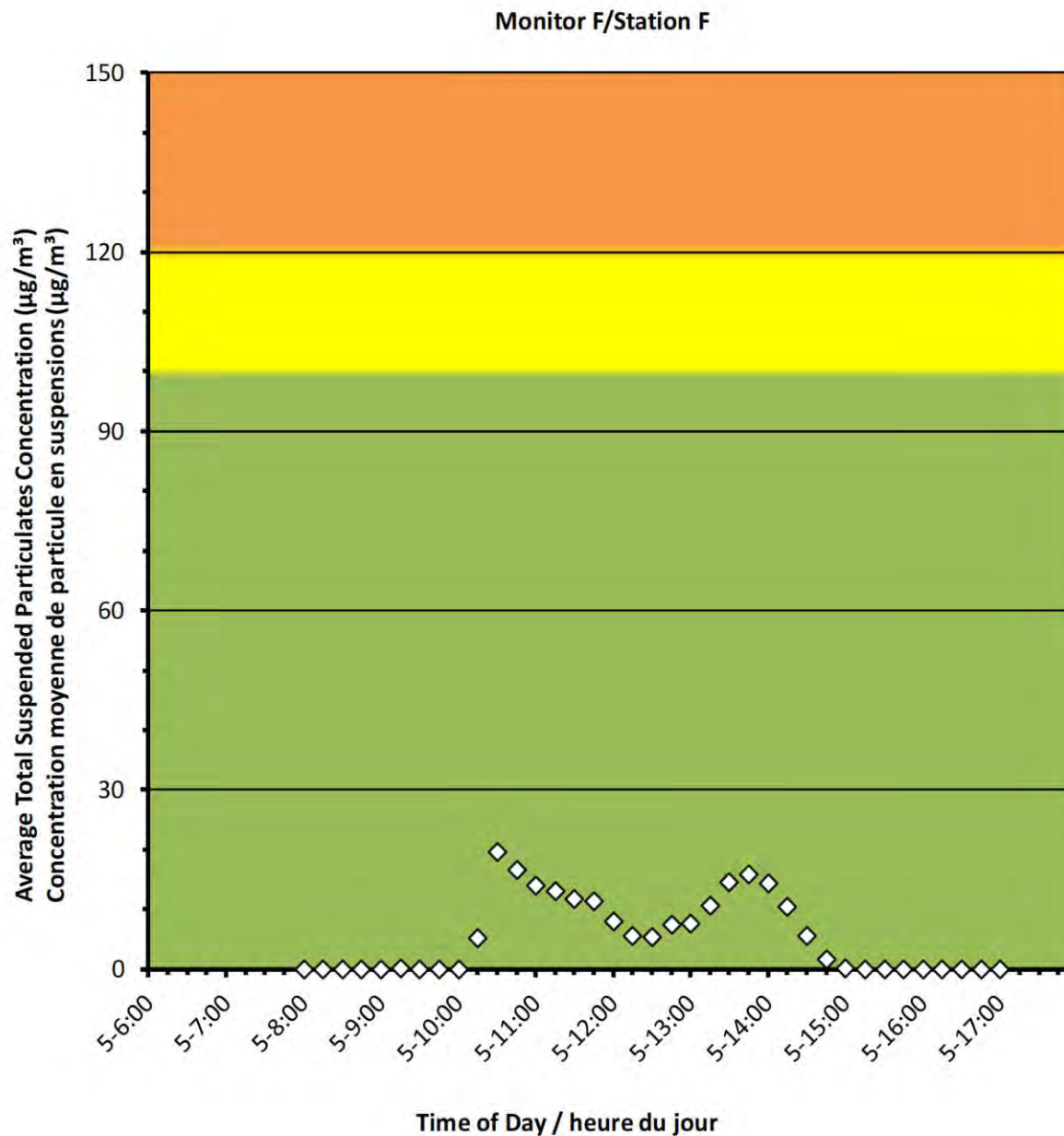
2020/02/05

Daily Statistics/Statistiques journalières

20	Maximum Concentration ($\mu\text{g}/\text{m}^3$) Concentration maximale ($\mu\text{g}/\text{m}^3$)
5	Average Concentration ($\mu\text{g}/\text{m}^3$) Concentration moyenne ($\mu\text{g}/\text{m}^3$)

Notes

No additional data. Aucune donnée
additionnelle.





Canadian Nuclear
Laboratories

Laboratoires Nucléaires
Canadiens

Port Granby Project




Daily Dust Monitoring Data

Projet de Port Granby

Surveillance journalière des particules en suspensions

2020/02/06

Legend/Légende

-  Independent Dust Monitoring
Surveillance indépendante
-  Work Site perimeter
Périmètre du chantier general.
-  CNL Controlled Area
Périmètre du site sous le control de
LCN.



Port Granby Project Daily Dust Monitoring Data

Projet de Port Granby Surveillance journalière des particules en suspensions

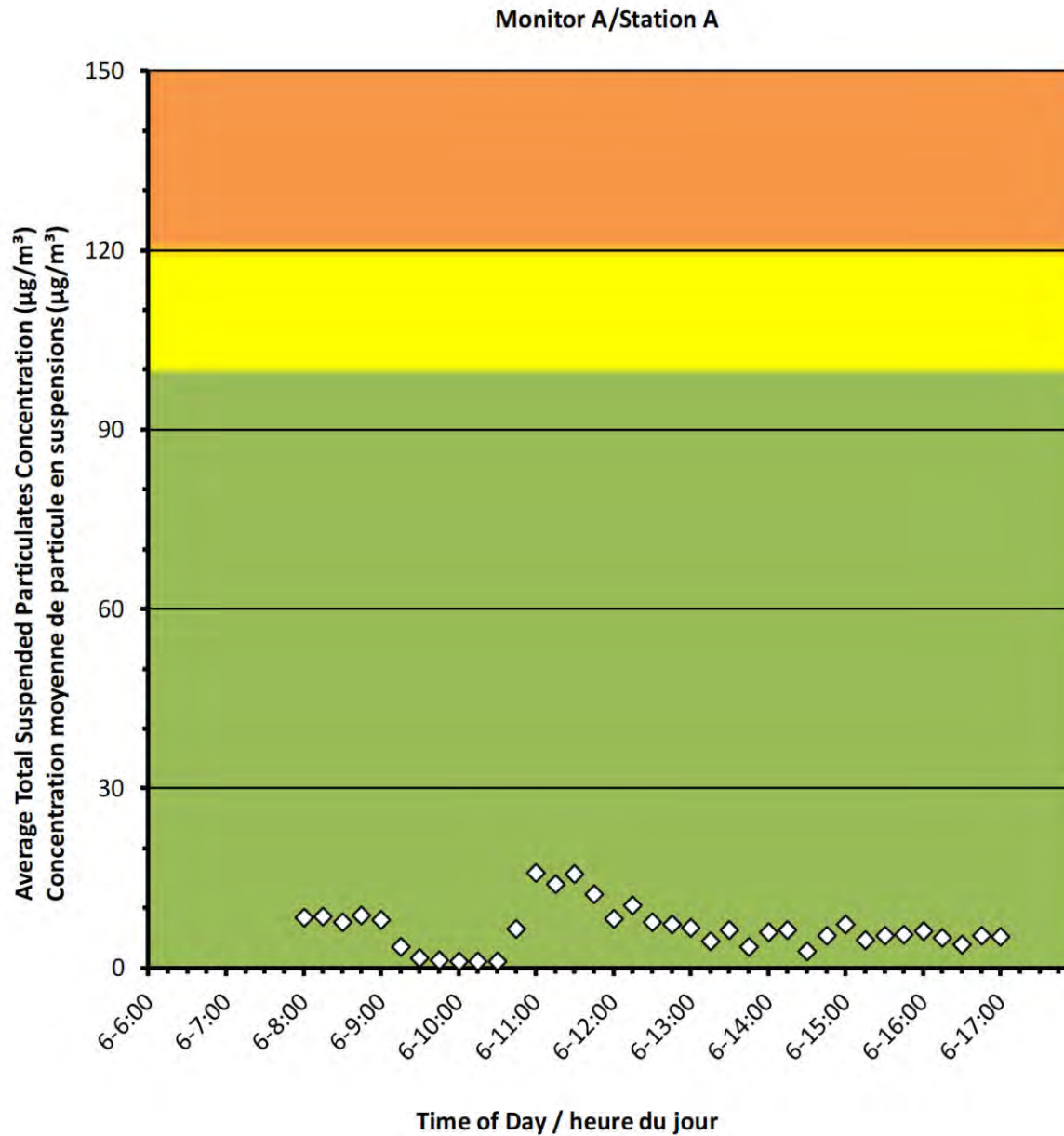
2020/02/06

Daily Statistics/Statistiques journalières

16	Maximum Concentration ($\mu\text{g}/\text{m}^3$) Concentration maximale ($\mu\text{g}/\text{m}^3$)
6	Average Concentration ($\mu\text{g}/\text{m}^3$) Concentration moyenne ($\mu\text{g}/\text{m}^3$)

Notes

No additional data. Aucune donnée
additionnelle.





Port Granby Project Daily Dust Monitoring Data

Projet de Port Granby Surveillance journalière des particules en suspensions

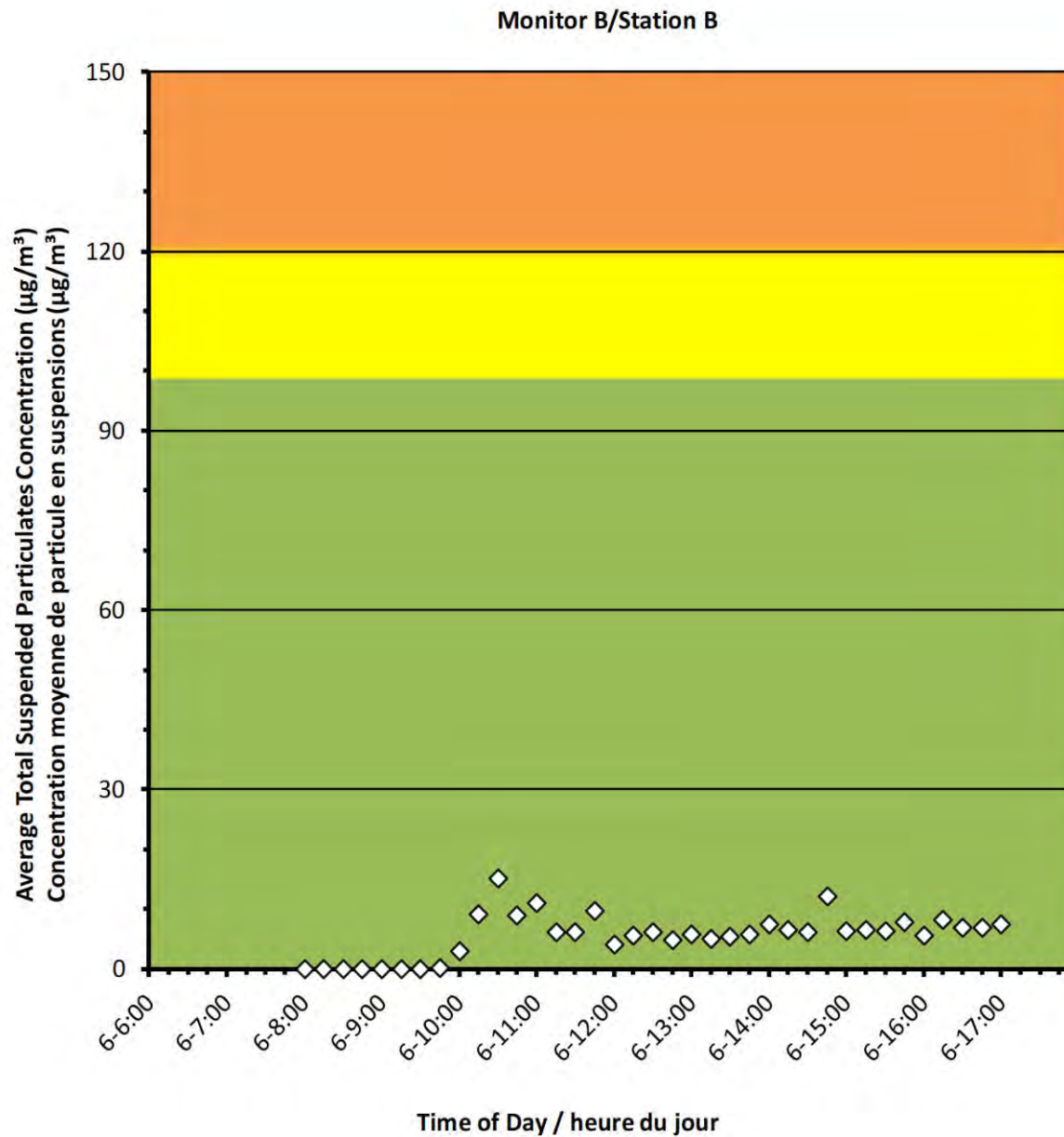
2020/02/06

Daily Statistics/Statistiques journalières

15	Maximum Concentration ($\mu\text{g}/\text{m}^3$) Concentration maximale ($\mu\text{g}/\text{m}^3$)
6	Average Concentration ($\mu\text{g}/\text{m}^3$) Concentration moyenne ($\mu\text{g}/\text{m}^3$)

Notes

No additional data. Aucune donnée additionnelle.





Port Granby Project Daily Dust Monitoring Data

Projet de Port Granby Surveillance journalière des particules en suspensions

2020/02/06

Daily Statistics/Statistiques journalières

17

Maximum Concentration ($\mu\text{g}/\text{m}^3$)
Concentration maximale ($\mu\text{g}/\text{m}^3$)

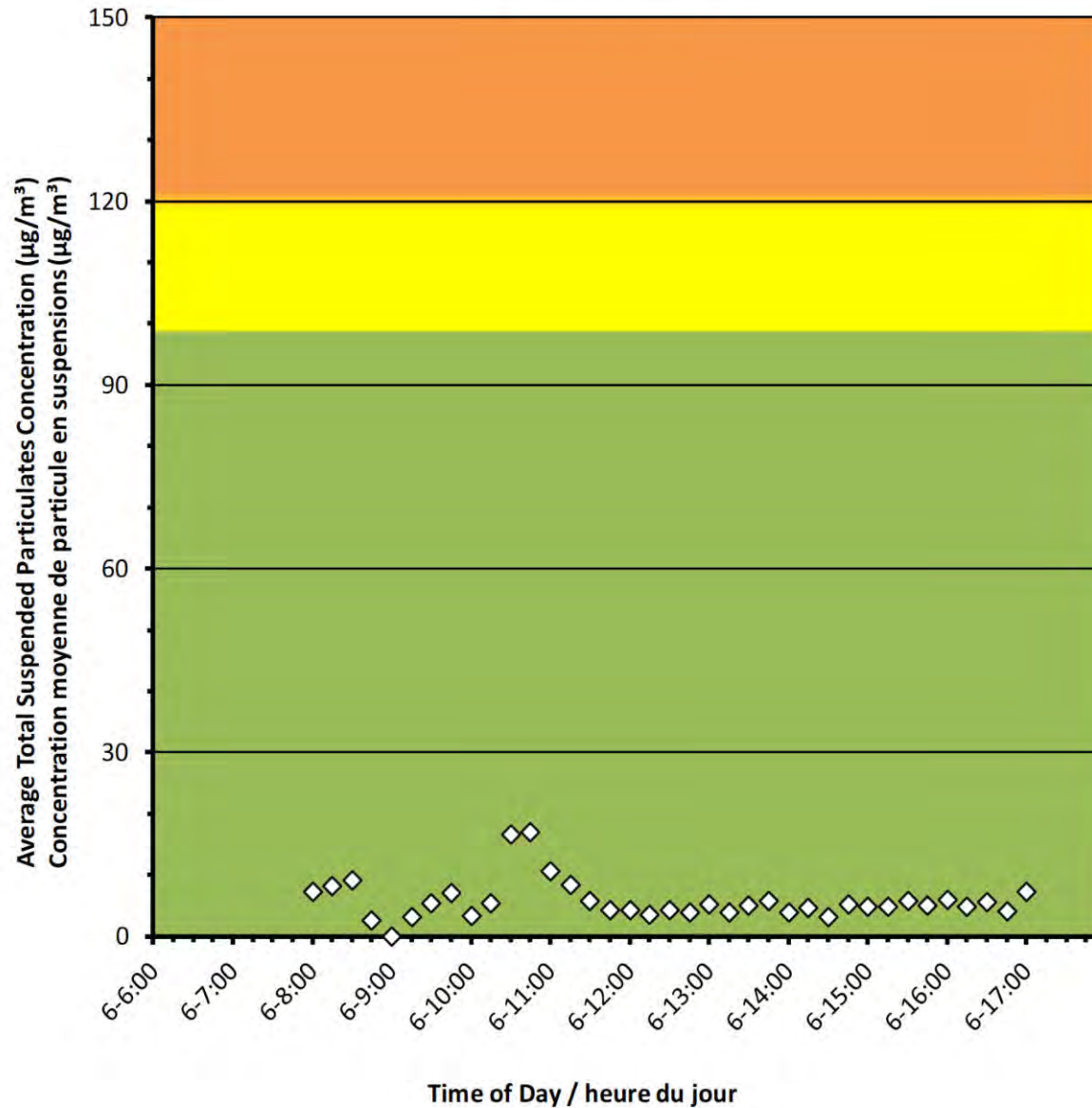
6

Average Concentration ($\mu\text{g}/\text{m}^3$)
Concentration moyenne ($\mu\text{g}/\text{m}^3$)

Notes

No additional data. Aucune donnée
additionnelle.

Monitor C/Station C





Port Granby Project Daily Dust Monitoring Data

Projet de Port Granby Surveillance journalière des particules en suspensions

2020/02/06

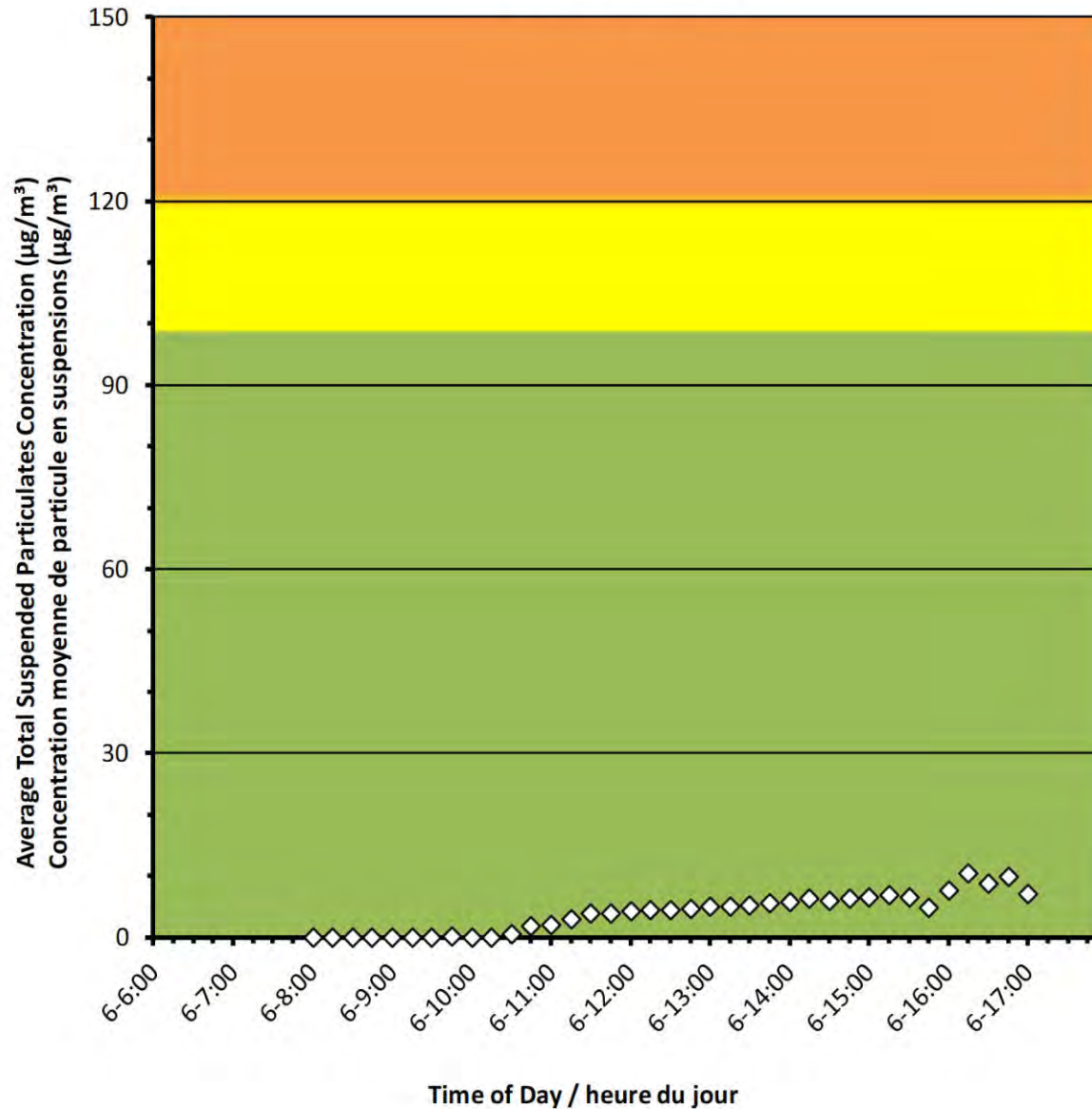
Daily Statistics/Statistiques journalières

10	Maximum Concentration ($\mu\text{g}/\text{m}^3$) Concentration maximale ($\mu\text{g}/\text{m}^3$)
4	Average Concentration ($\mu\text{g}/\text{m}^3$) Concentration moyenne ($\mu\text{g}/\text{m}^3$)

Notes

No additional data. Aucune donnée
additionnelle.

Monitor D/Station D





Port Granby Project Daily Dust Monitoring Data

Projet de Port Granby Surveillance journalière des particules en suspensions

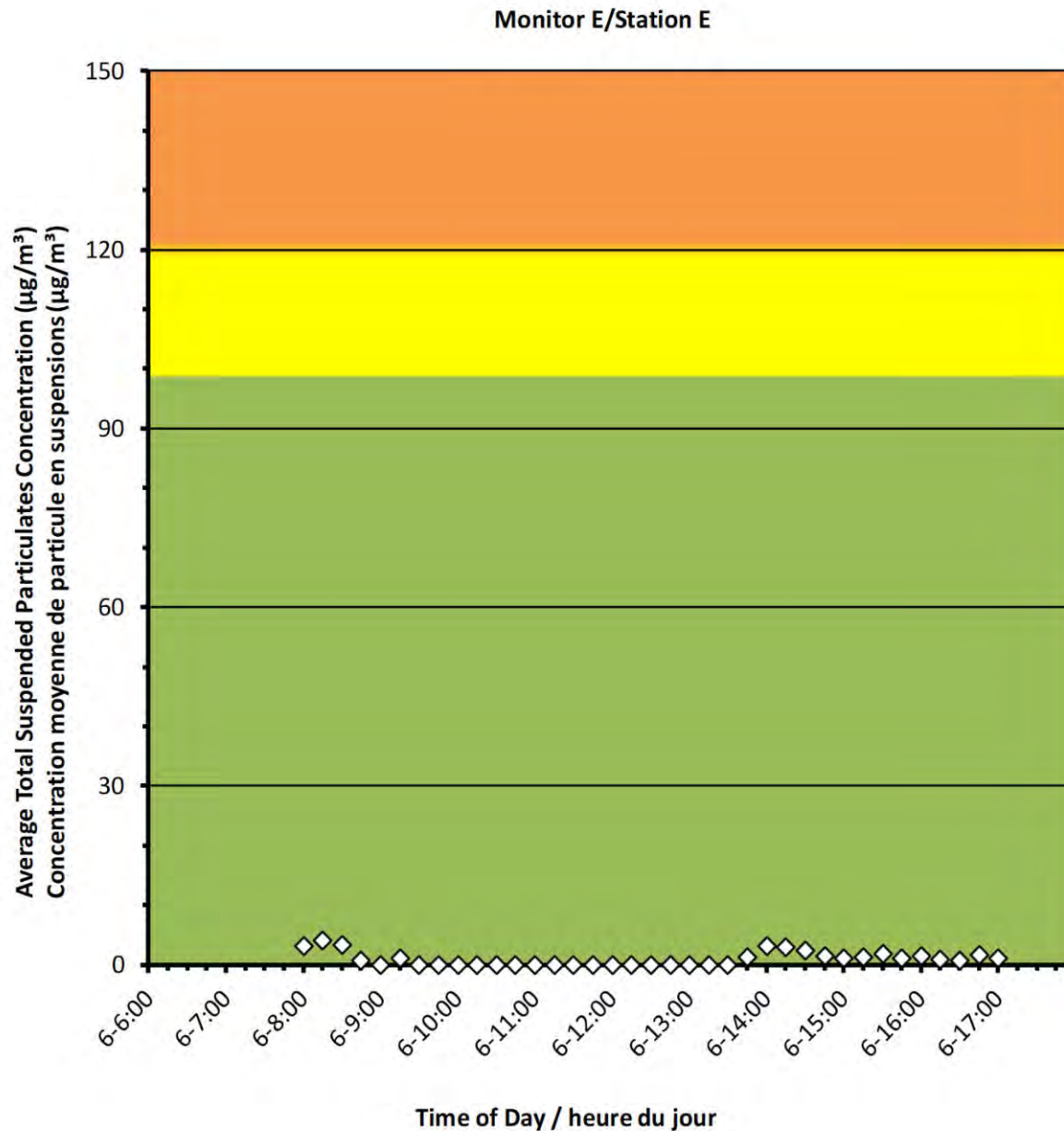
2020/02/06

Daily Statistics/Statistiques journalières

4	Maximum Concentration ($\mu\text{g}/\text{m}^3$) Concentration maximale ($\mu\text{g}/\text{m}^3$)
1	Average Concentration ($\mu\text{g}/\text{m}^3$) Concentration moyenne ($\mu\text{g}/\text{m}^3$)

Notes

No additional data. Aucune donnée
additionnelle.





Port Granby Project Daily Dust Monitoring Data

Projet de Port Granby Surveillance journalière des particules en suspensions

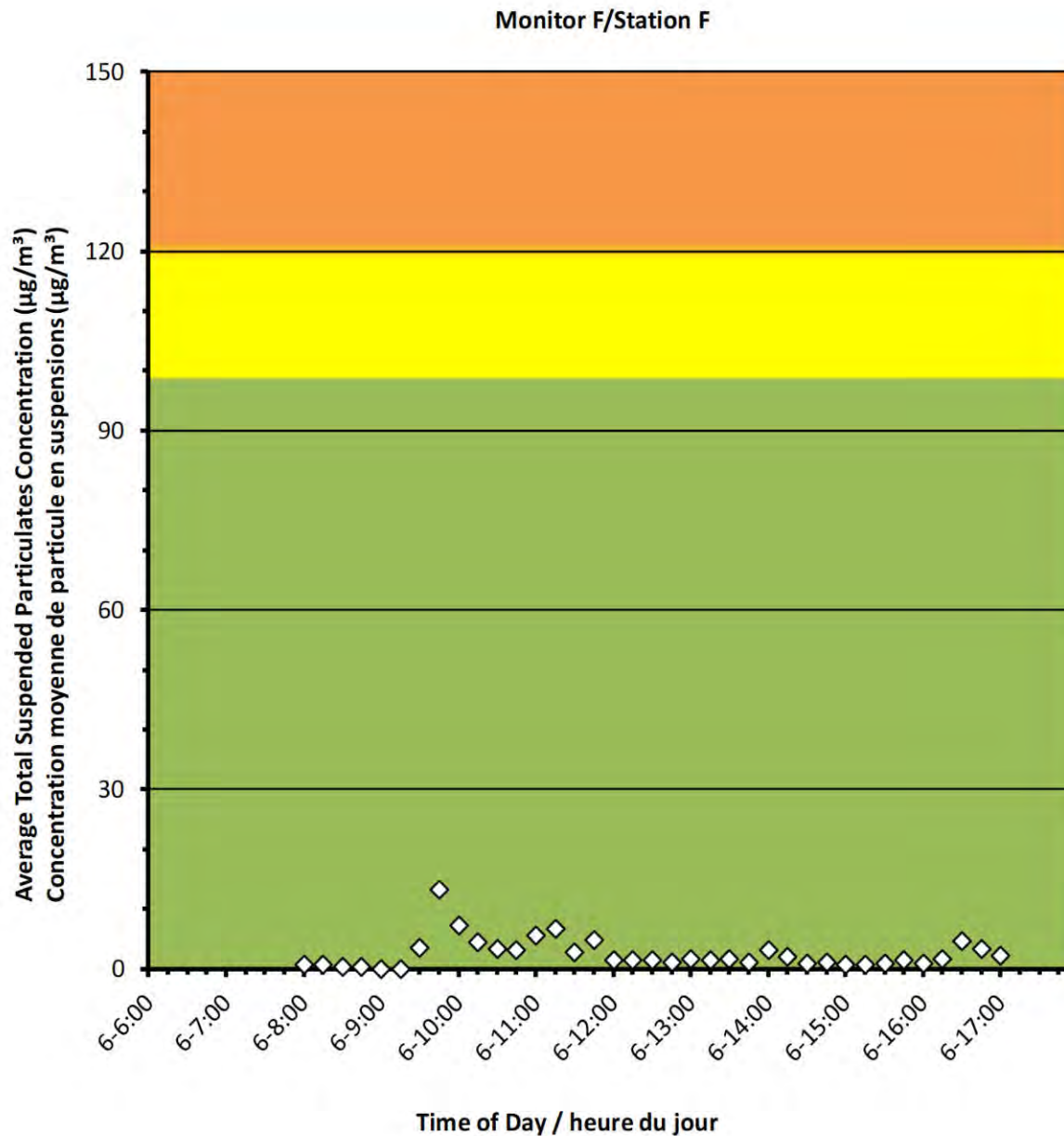
2020/02/06

Daily Statistics/Statistiques journalières

13	Maximum Concentration ($\mu\text{g}/\text{m}^3$) Concentration maximale ($\mu\text{g}/\text{m}^3$)
2	Average Concentration ($\mu\text{g}/\text{m}^3$) Concentration moyenne ($\mu\text{g}/\text{m}^3$)

Notes

No additional data. Aucune donnée
additionnelle.





Canadian Nuclear
Laboratories

Laboratoires Nucléaires
Canadiens

Port Granby Project




Daily Dust Monitoring Data

Projet de Port Granby

Surveillance journalière des particules en suspensions

2020/02/07

Legend/Légende

-  Independent Dust Monitoring
Surveillance indépendante
-  Work Site perimeter
Périmètre du chantier general.
-  CNL Controlled Area
Périmètre du site sous le control de
LCN.



Port Granby Project Daily Dust Monitoring Data

Projet de Port Granby Surveillance journalière des particules en suspensions

2020/02/07

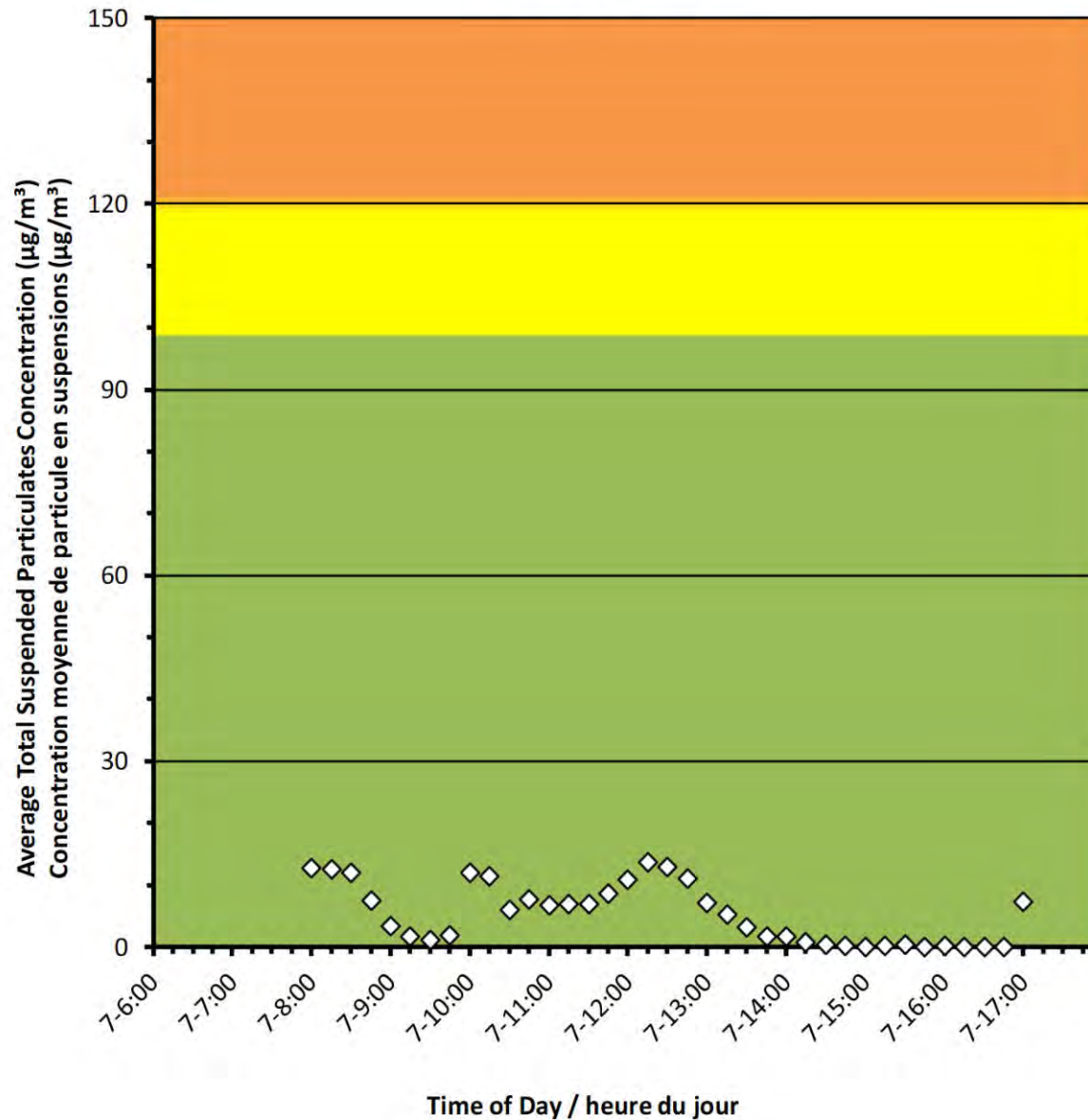
Daily Statistics/Statistiques journalières

14	Maximum Concentration ($\mu\text{g}/\text{m}^3$) Concentration maximale ($\mu\text{g}/\text{m}^3$)
5	Average Concentration ($\mu\text{g}/\text{m}^3$) Concentration moyenne ($\mu\text{g}/\text{m}^3$)

Notes

No additional data. Aucune donnée
additionnelle.

Monitor A/Station A





Port Granby Project Daily Dust Monitoring Data

Projet de Port Granby Surveillance journalière des particules en suspensions

2020/02/07

Daily Statistics/Statistiques journalières

13

Maximum Concentration ($\mu\text{g}/\text{m}^3$)
Concentration maximale ($\mu\text{g}/\text{m}^3$)

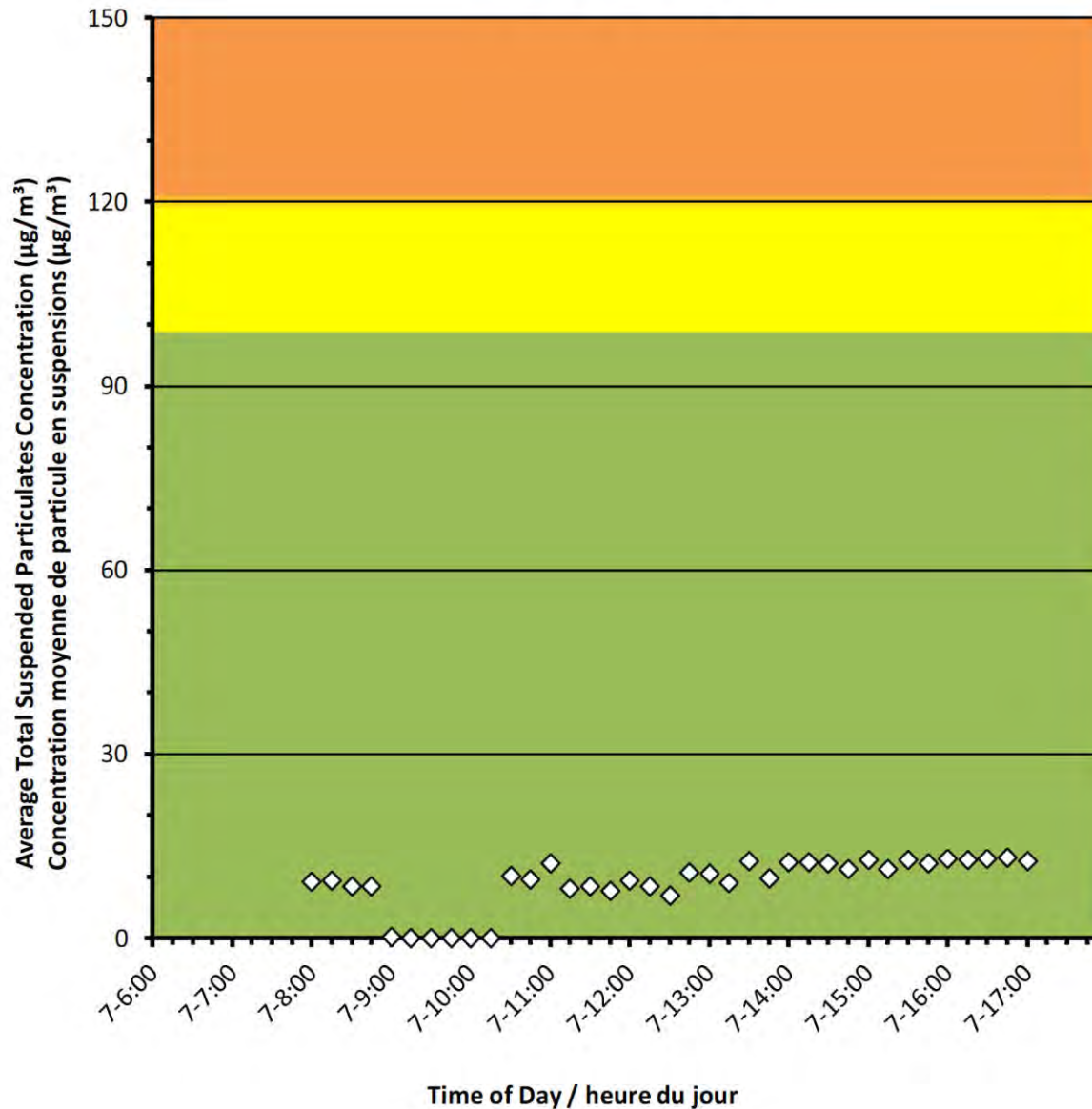
9

Average Concentration ($\mu\text{g}/\text{m}^3$)
Concentration moyenne ($\mu\text{g}/\text{m}^3$)

Notes

No additional data. Aucune donnée
additionnelle.

Monitor B/Station B





Port Granby Project Daily Dust Monitoring Data

Projet de Port Granby Surveillance journalière des particules en suspensions

2020/02/07

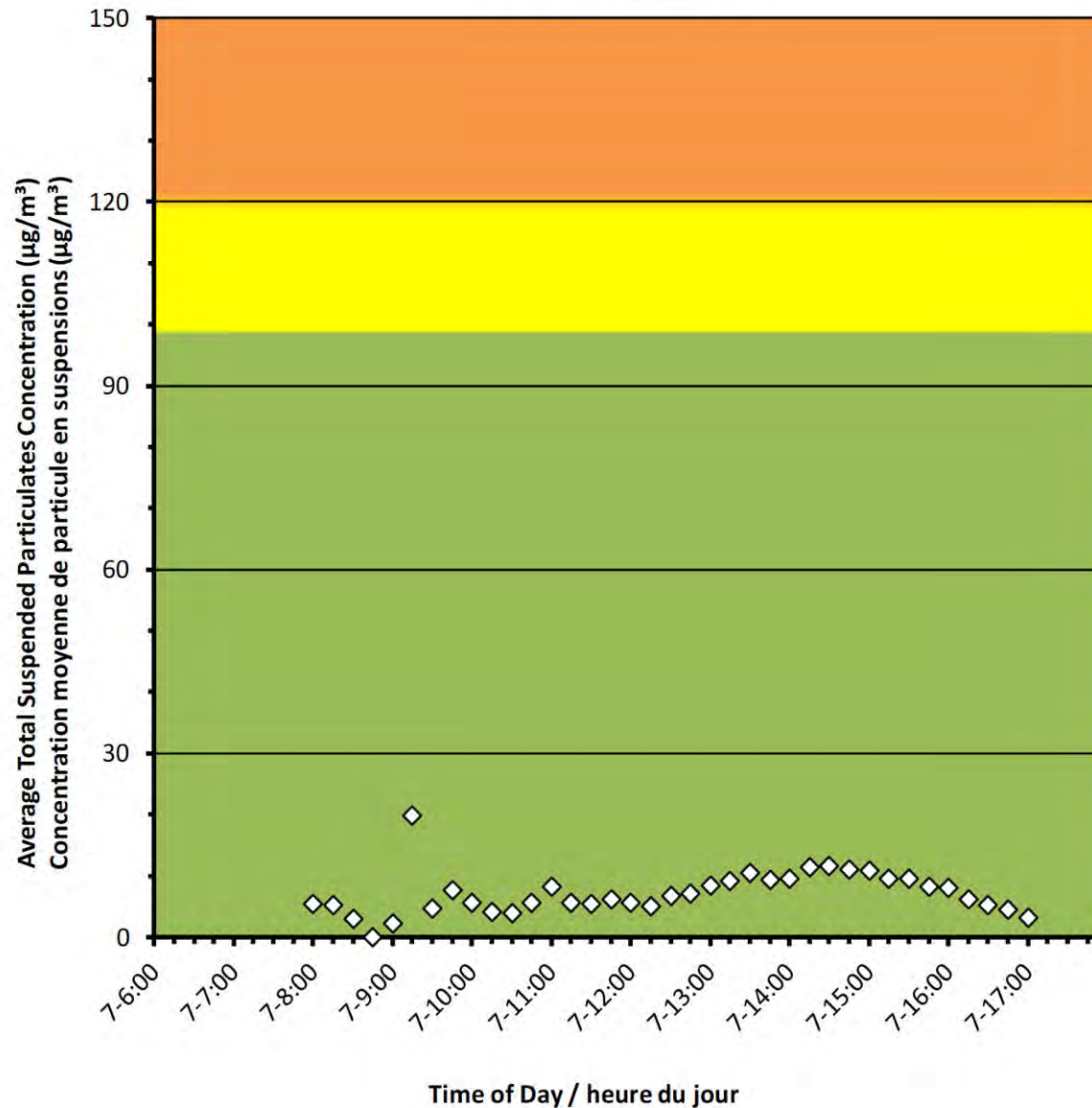
Daily Statistics/Statistiques journalières

20	Maximum Concentration ($\mu\text{g}/\text{m}^3$) Concentration maximale ($\mu\text{g}/\text{m}^3$)
7	Average Concentration ($\mu\text{g}/\text{m}^3$) Concentration moyenne ($\mu\text{g}/\text{m}^3$)

Notes

No additional data. Aucune donnée
additionnelle.

Monitor C/Station C



Port Granby Project
Daily Dust Monitoring Data

Projet de Port Granby
Surveillance journalière des
particules en suspensions

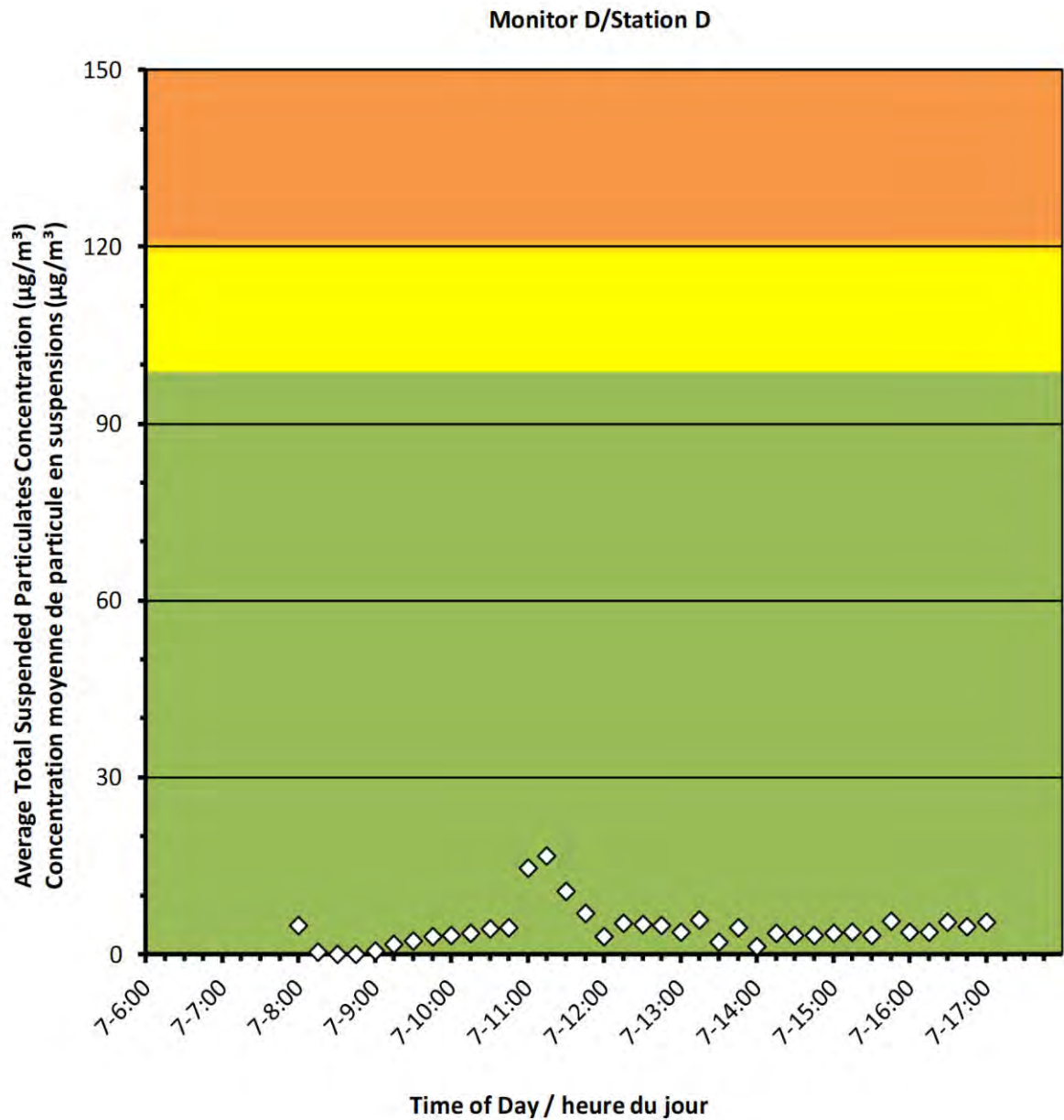
2020/02/07

Daily Statistics/Statistiques journalières

17	Maximum Concentration ($\mu\text{g}/\text{m}^3$) Concentration maximale ($\mu\text{g}/\text{m}^3$)
4	Average Concentration ($\mu\text{g}/\text{m}^3$) Concentration moyenne ($\mu\text{g}/\text{m}^3$)

Notes

No additional data. Aucune donnée additionnelle.





Port Granby Project Daily Dust Monitoring Data

Projet de Port Granby Surveillance journalière des particules en suspensions

2020/02/07

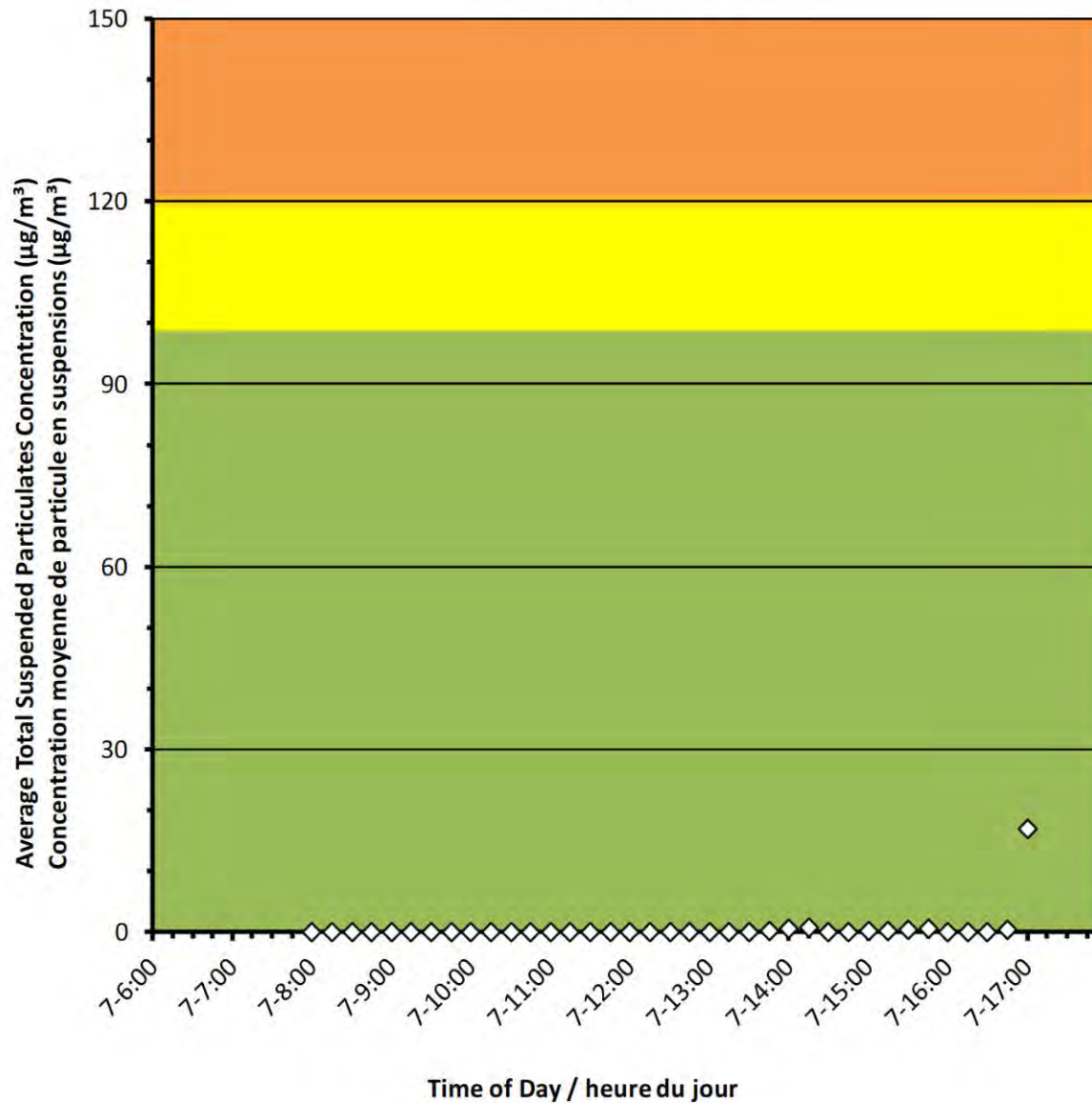
Daily Statistics/Statistiques journalières

17	Maximum Concentration ($\mu\text{g}/\text{m}^3$) Concentration maximale ($\mu\text{g}/\text{m}^3$)
1	Average Concentration ($\mu\text{g}/\text{m}^3$) Concentration moyenne ($\mu\text{g}/\text{m}^3$)

Notes

No additional data. Aucune donnée
additionnelle.

Monitor E/Station E





Port Granby Project Daily Dust Monitoring Data

Projet de Port Granby Surveillance journalière des particules en suspensions

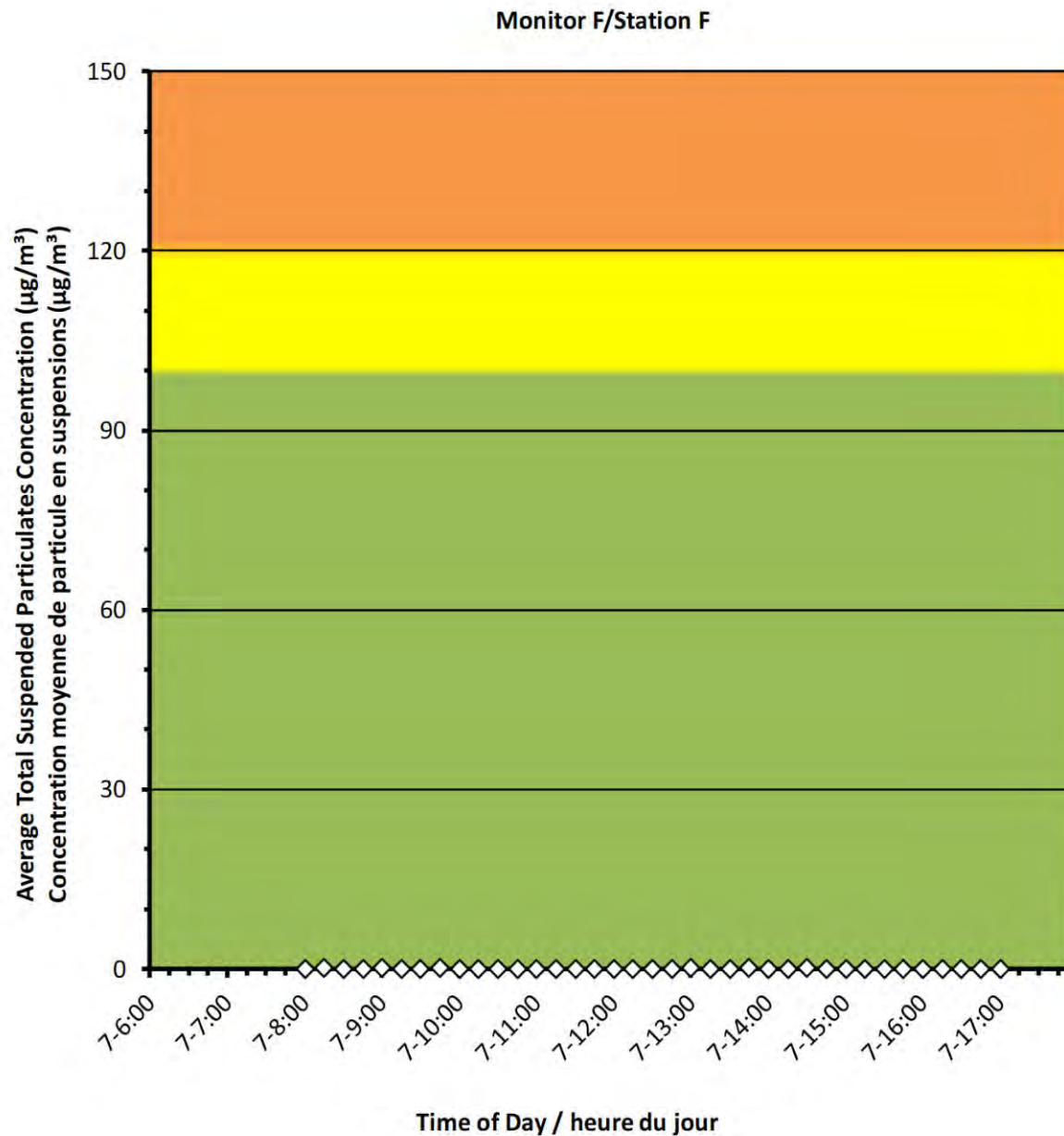
2020/02/07

Daily Statistics/Statistiques journalières

0	Maximum Concentration ($\mu\text{g}/\text{m}^3$) Concentration maximale ($\mu\text{g}/\text{m}^3$)
0	Average Concentration ($\mu\text{g}/\text{m}^3$) Concentration moyenne ($\mu\text{g}/\text{m}^3$)

Notes

No additional data. Aucune donnée
additionnelle.





Canadian Nuclear
Laboratories

Laboratoires Nucléaires
Canadiens

Port Granby Project

Daily Dust Monitoring Data

Projet de Port Granby

Surveillance journalière des particules en suspensions

2020/02/10

Legend/Légende



Independent Dust Monitoring
Surveillance indépendante



Work Site perimeter
Périmètre du chantier general.



CNL Controlled Area
Périmètre du site sous le control de
LCN.



Port Granby Project Daily Dust Monitoring Data

Projet de Port Granby Surveillance journalière des particules en suspensions

2020/02/10

Daily Statistics/Statistiques journalières

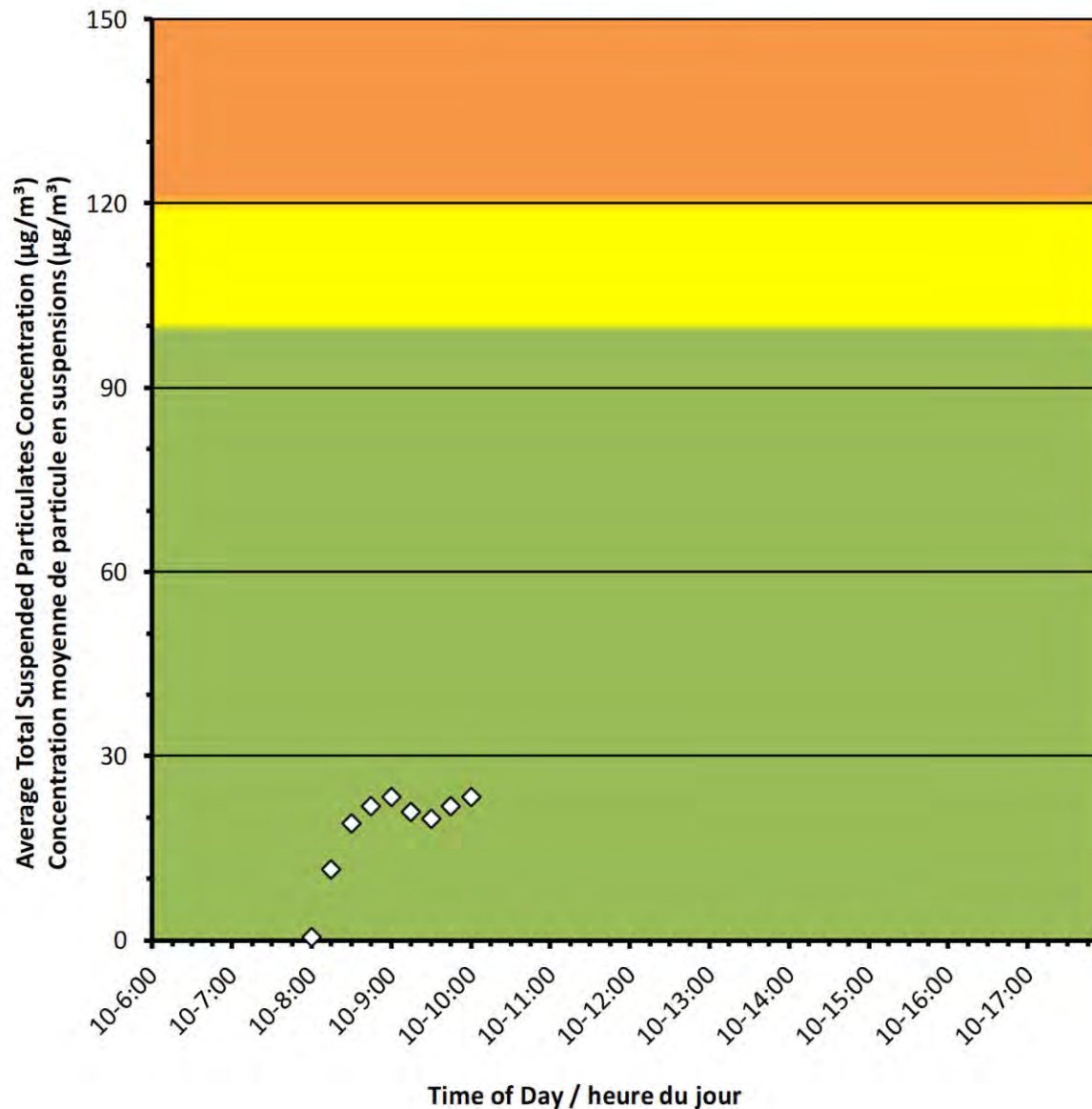
23	Maximum Concentration ($\mu\text{g}/\text{m}^3$) Concentration maximale ($\mu\text{g}/\text{m}^3$)
18	Average Concentration ($\mu\text{g}/\text{m}^3$) Concentration moyenne ($\mu\text{g}/\text{m}^3$)

Notes

Battery failure from 10:15 to 17:00

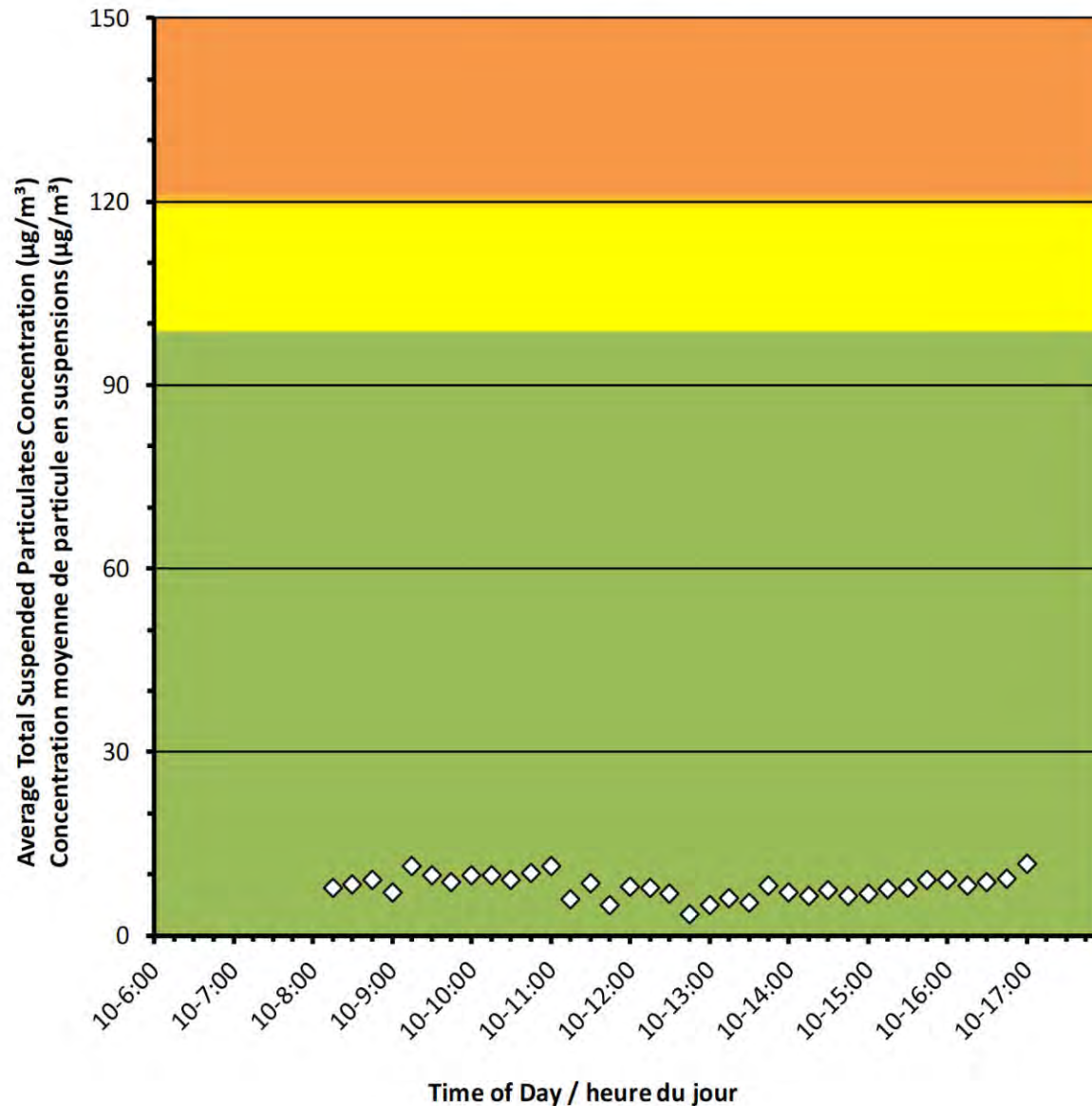
Panne de batterie de 10h15 à 17h00

Monitor A/Station A





Monitor B/Station B



Port Granby Project Daily Dust Monitoring Data

Projet de Port Granby Surveillance journalière des particules en suspensions

2020/02/10

Daily Statistics/Statistiques journalières

12	Maximum Concentration ($\mu\text{g}/\text{m}^3$) Concentration maximale ($\mu\text{g}/\text{m}^3$)
8	Average Concentration ($\mu\text{g}/\text{m}^3$) Concentration moyenne ($\mu\text{g}/\text{m}^3$)

Notes

No additional data. Aucune donnée additionnelle.

Port Granby Project
Daily Dust Monitoring Data

Projet de Port Granby
Surveillance journalière des
particules en suspensions

2020/02/10

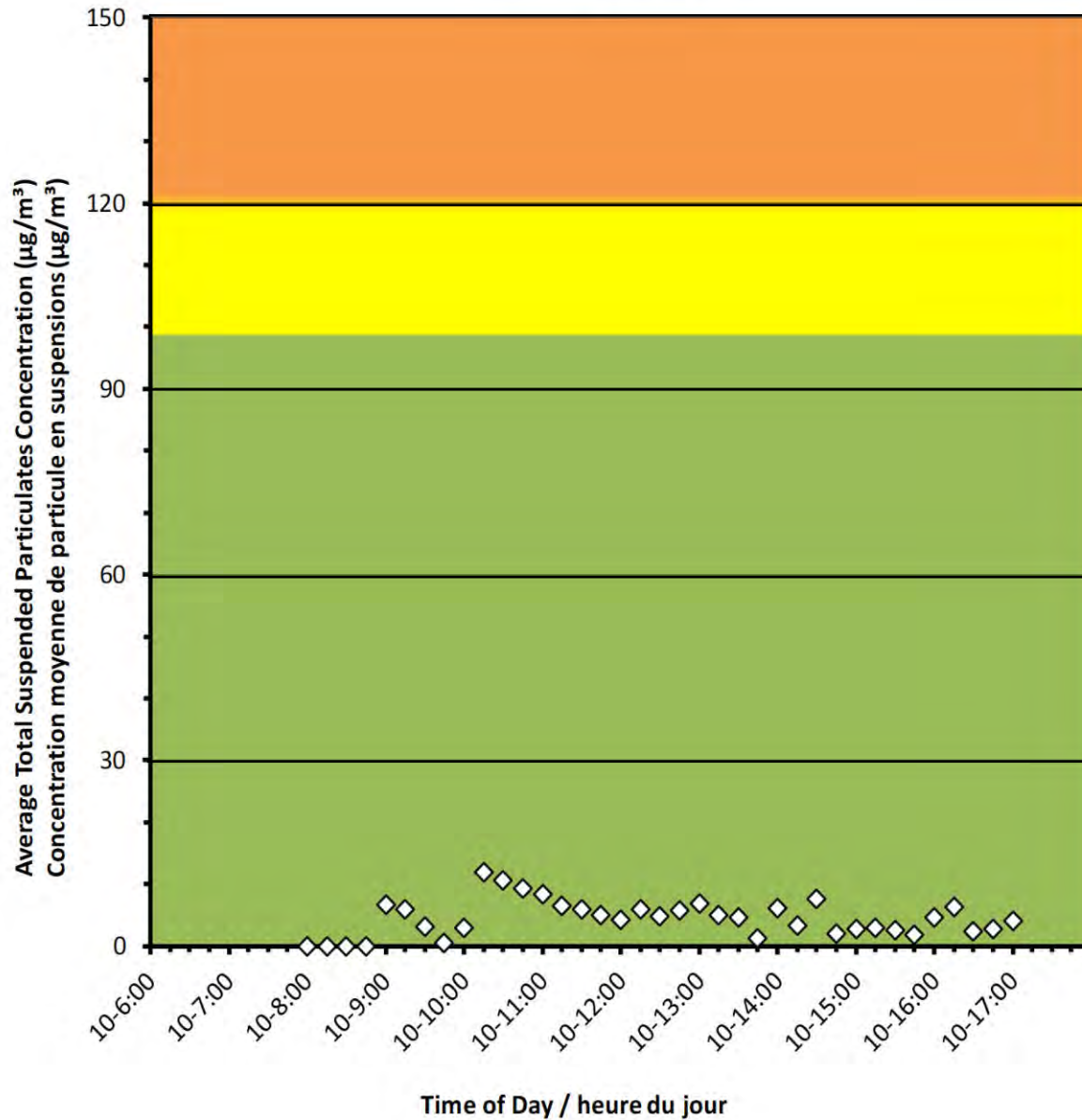
Daily Statistics/Statistiques journalières

12	Maximum Concentration ($\mu\text{g}/\text{m}^3$) Concentration maximale ($\mu\text{g}/\text{m}^3$)
4	Average Concentration ($\mu\text{g}/\text{m}^3$) Concentration moyenne ($\mu\text{g}/\text{m}^3$)

Notes

No additional data. Aucune donnée additionnelle.

Monitor C/Station C



Port Granby Project
Daily Dust Monitoring Data

Projet de Port Granby
Surveillance journalière des
particules en suspensions

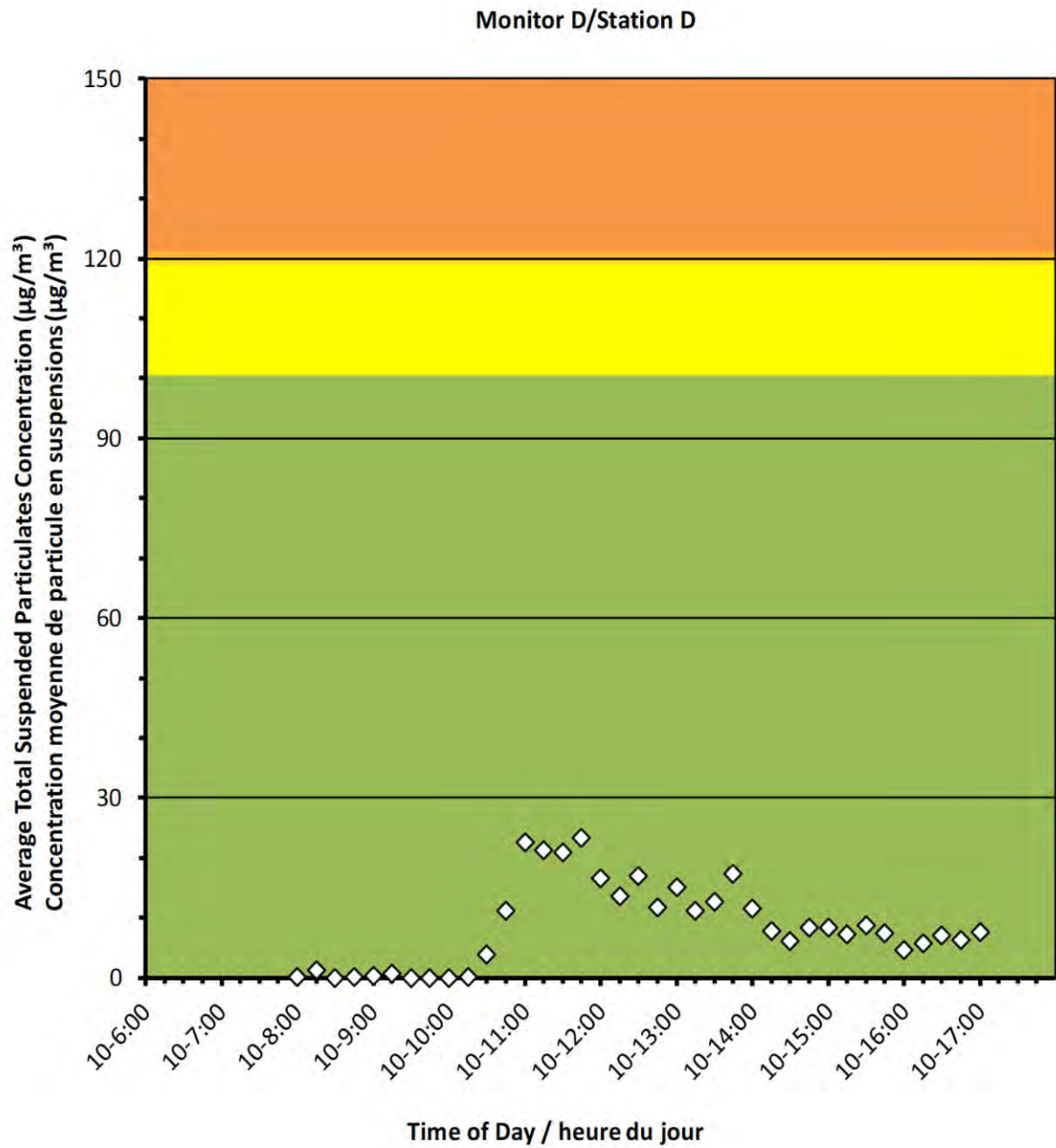
2020/02/10

Daily Statistics/Statistiques journalières

23	Maximum Concentration ($\mu\text{g}/\text{m}^3$) Concentration maximale ($\mu\text{g}/\text{m}^3$)
9	Average Concentration ($\mu\text{g}/\text{m}^3$) Concentration moyenne ($\mu\text{g}/\text{m}^3$)

Notes

No additional data. Aucune donnée additionnelle.





Monitor E/Station E

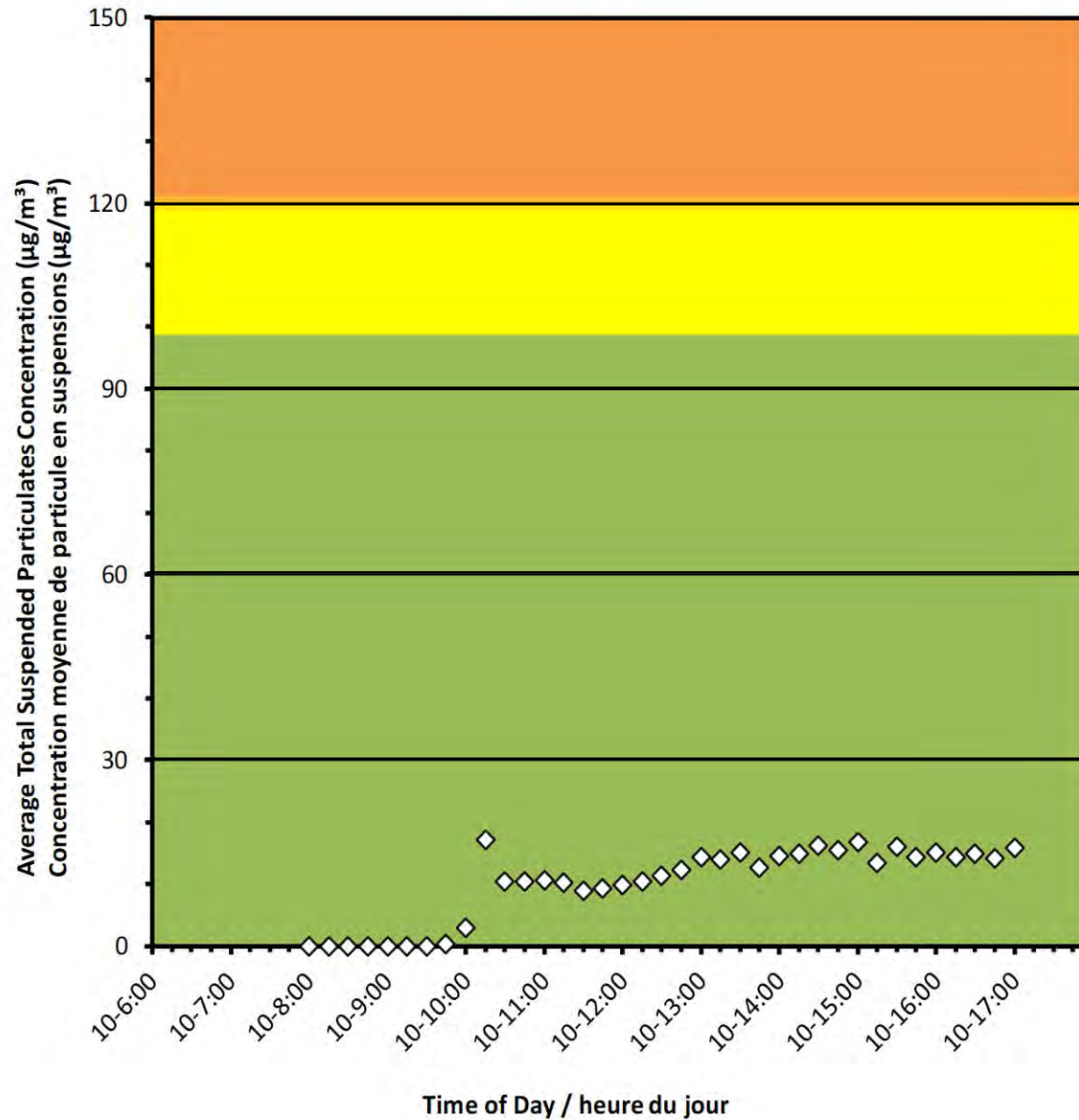
Port Granby Project Daily Dust Monitoring Data

Projet de Port Granby Surveillance journalière des particules en suspensions

2020/02/10

Daily Statistics/Statistiques journalières

17	Maximum Concentration ($\mu\text{g}/\text{m}^3$) Concentration maximale ($\mu\text{g}/\text{m}^3$)
10	Average Concentration ($\mu\text{g}/\text{m}^3$) Concentration moyenne ($\mu\text{g}/\text{m}^3$)



Notes

No additional data. Aucune donnée additionnelle.

Port Granby Project
Daily Dust Monitoring Data

Projet de Port Granby
Surveillance journalière des
particules en suspensions

2020/02/10

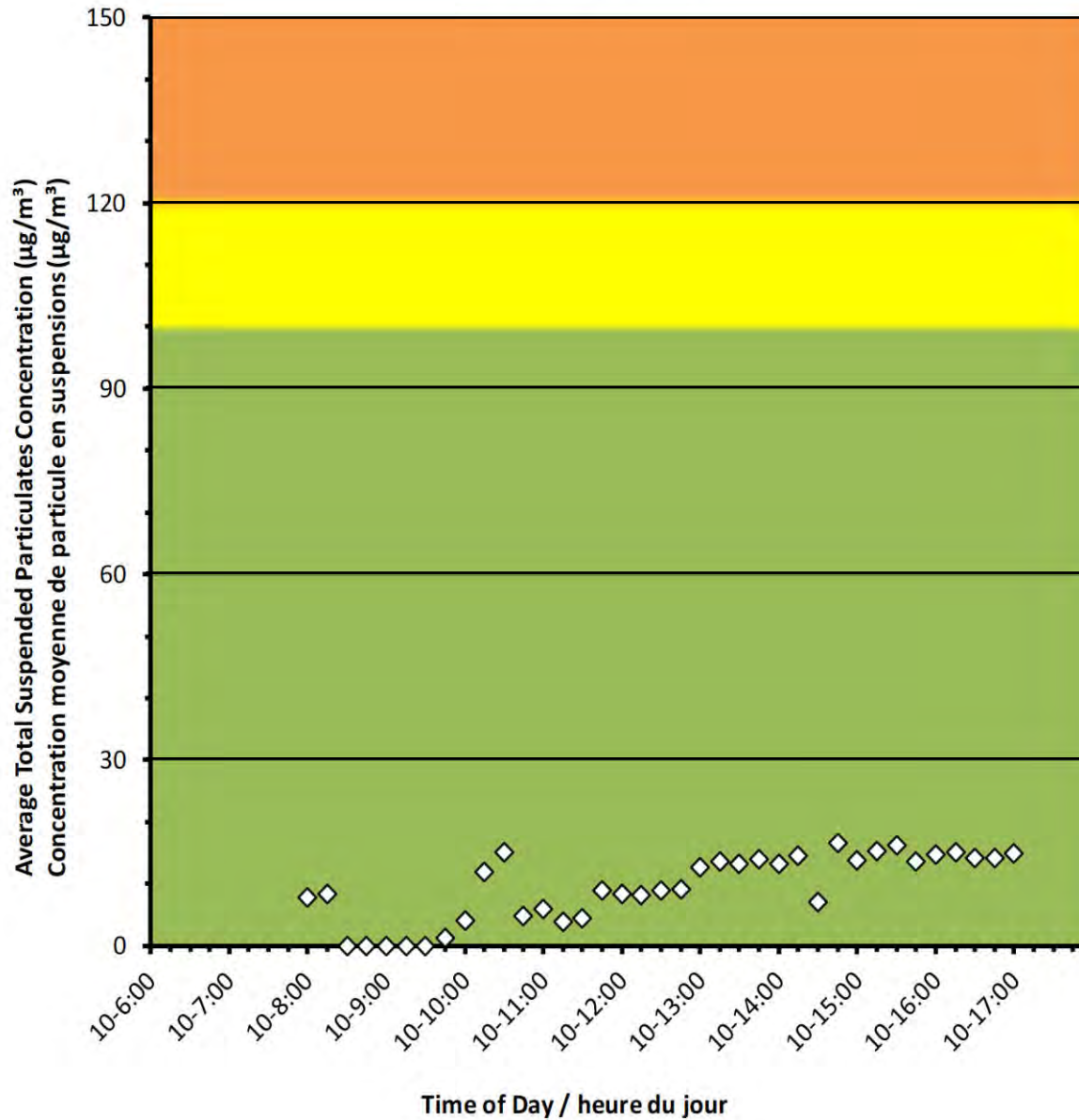
Daily Statistics/Statistiques journalières

17	Maximum Concentration ($\mu\text{g}/\text{m}^3$) Concentration maximale ($\mu\text{g}/\text{m}^3$)
9	Average Concentration ($\mu\text{g}/\text{m}^3$) Concentration moyenne ($\mu\text{g}/\text{m}^3$)

Notes

No additional data. Aucune donnée additionnelle.

Monitor F/Station F





Canadian Nuclear Laboratories | Laboratoires Nucléaires Canadiens

Port Granby Project

Daily Dust Monitoring Data

Projet de Port Granby

Surveillance journalière des particules en suspensions

2020/02/11

Legend/Légende



Independent Dust Monitoring
Surveillance indépendante



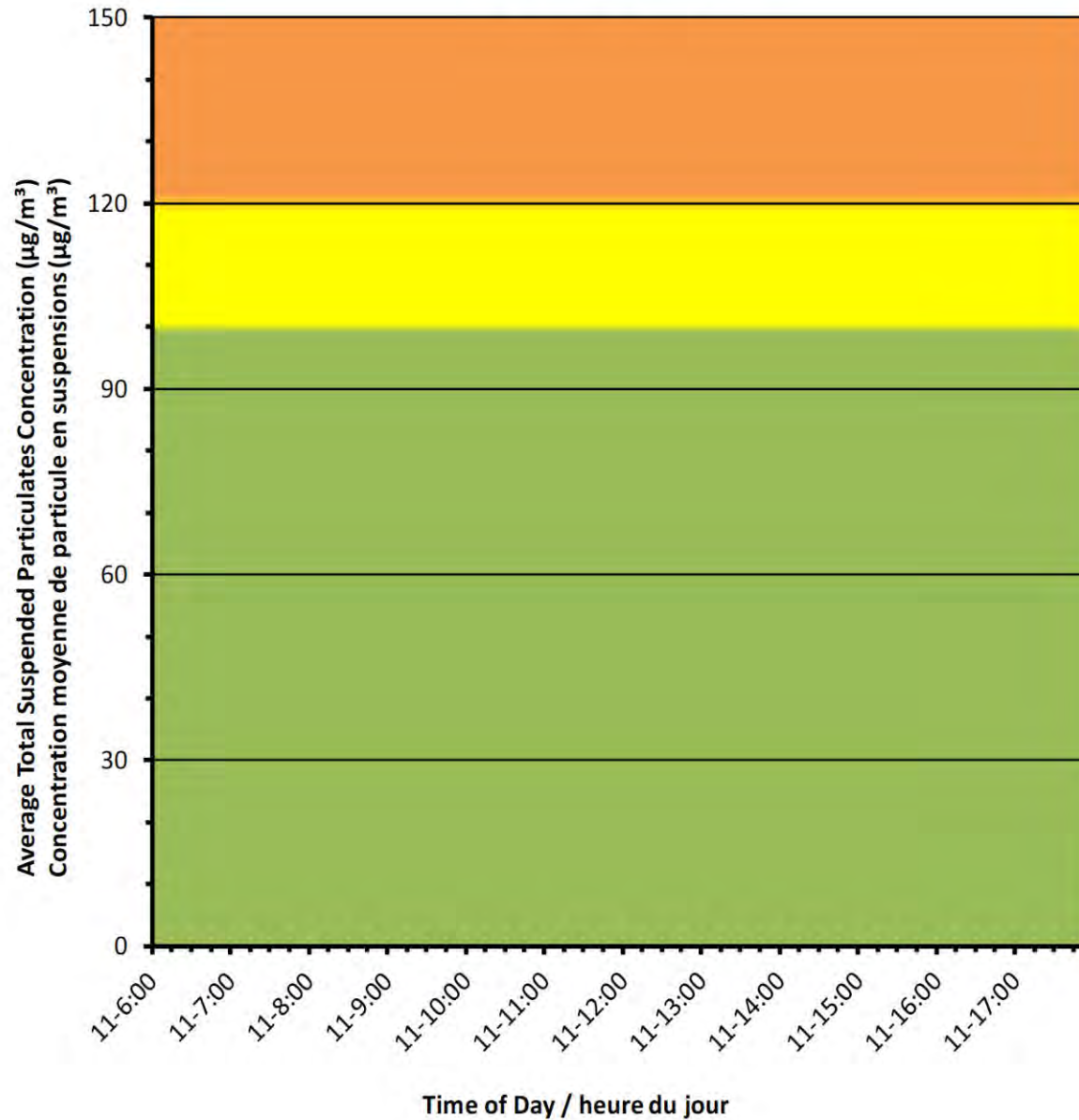
Work Site perimeter
Périmètre du chantier general.



CNL Controlled Area
Périmètre du site sous le control de LCN.



Monitor A/Station A



Port Granby Project Daily Dust Monitoring Data

Projet de Port Granby Surveillance journalière des particules en suspensions

2020/02/11

Daily Statistics/Statistiques journalières

	Maximum Concentration ($\mu\text{g}/\text{m}^3$) Concentration maximale ($\mu\text{g}/\text{m}^3$)
	Average Concentration ($\mu\text{g}/\text{m}^3$) Concentration moyenne ($\mu\text{g}/\text{m}^3$)

Notes

Battery failure from 8:00 to 17:00
Panne de batterie de 8h00 à 17h00



Port Granby Project Daily Dust Monitoring Data

Projet de Port Granby Surveillance journalière des particules en suspensions

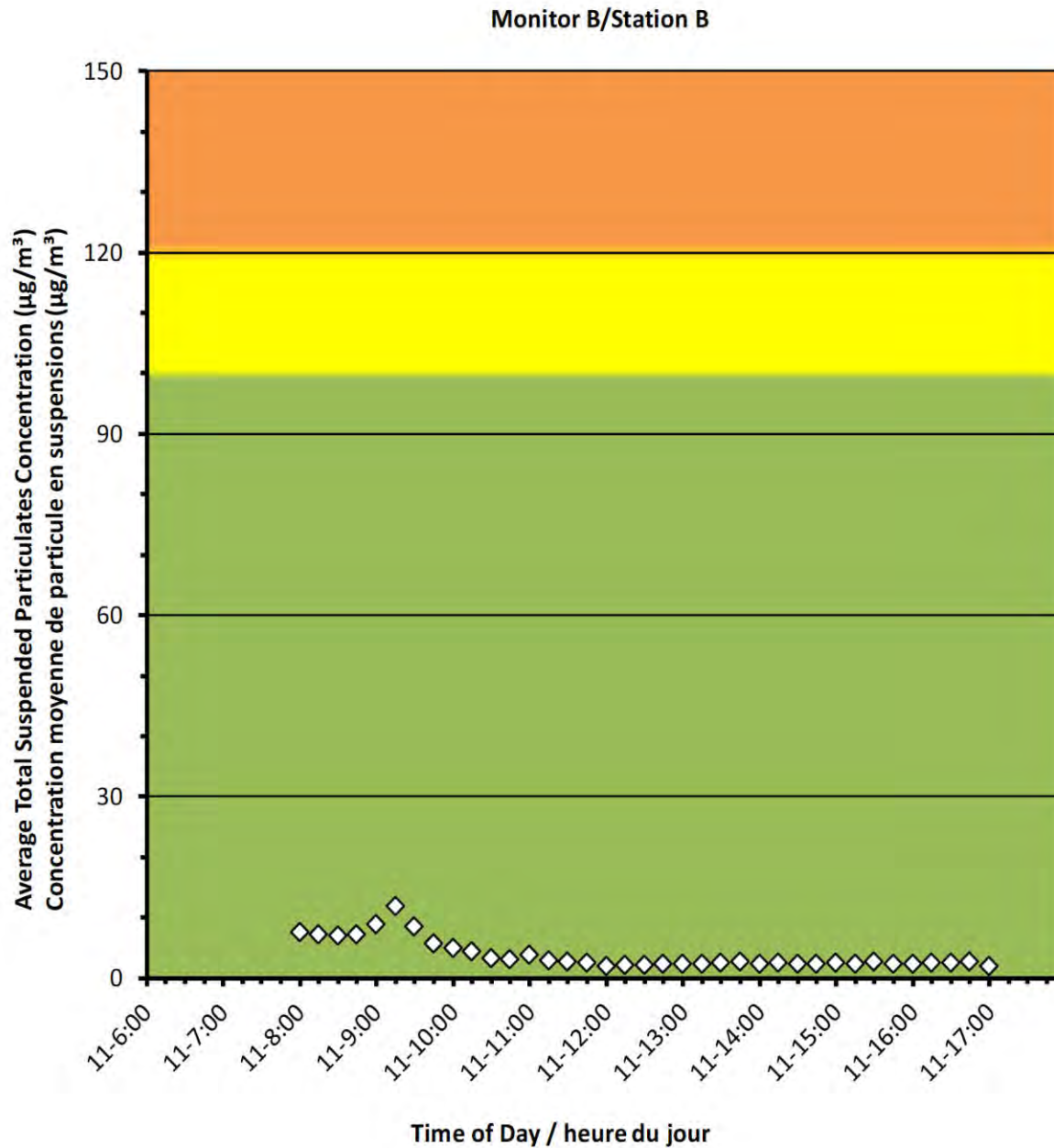
2020/02/11

Daily Statistics/Statistiques journalières

12	Maximum Concentration ($\mu\text{g}/\text{m}^3$) Concentration maximale ($\mu\text{g}/\text{m}^3$)
4	Average Concentration ($\mu\text{g}/\text{m}^3$) Concentration moyenne ($\mu\text{g}/\text{m}^3$)

Notes

No additional data. Aucune donnée additionnelle.





Port Granby Project Daily Dust Monitoring Data

Projet de Port Granby Surveillance journalière des particules en suspensions

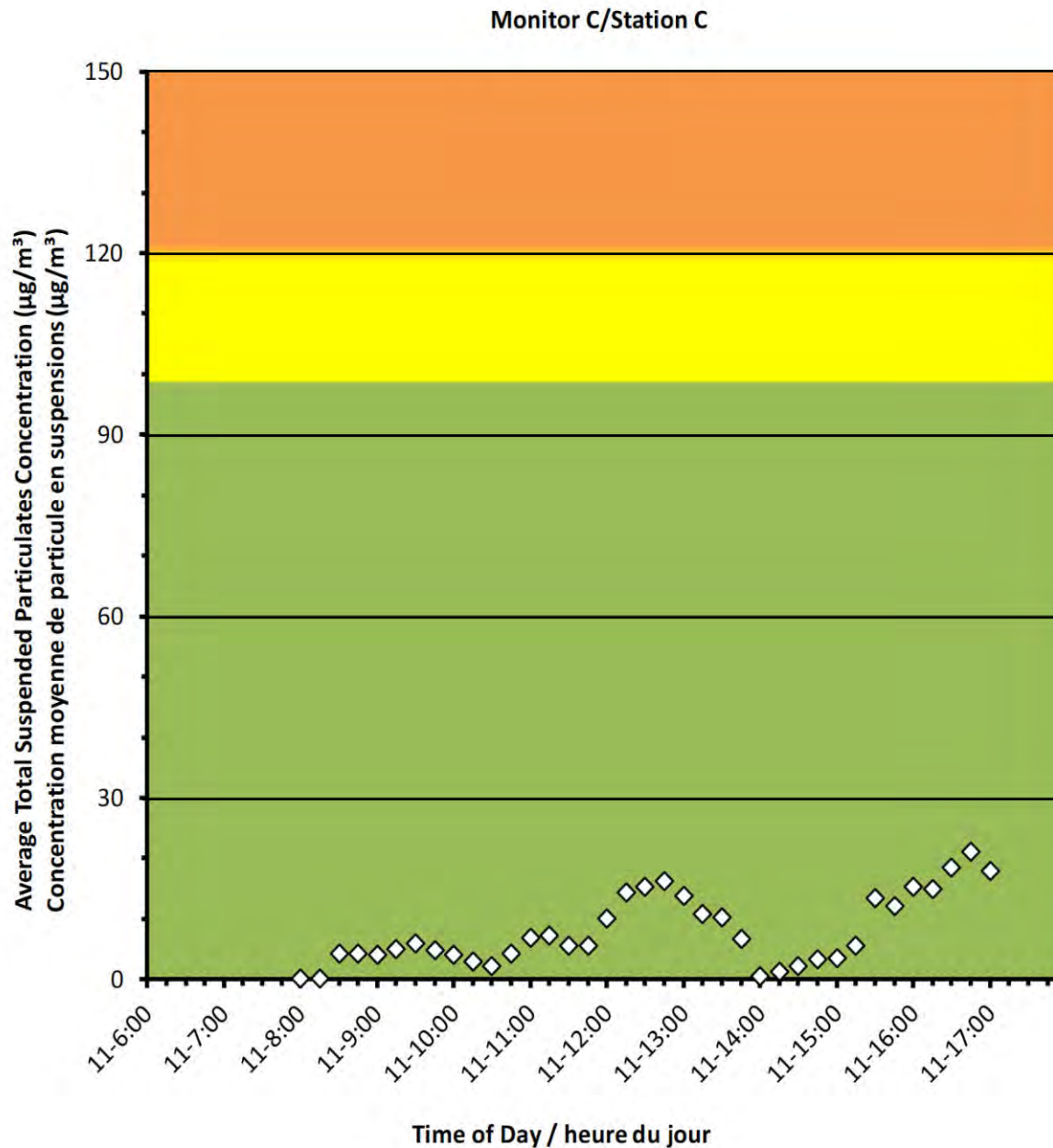
2020/02/11

Daily Statistics/Statistiques journalières

21	Maximum Concentration ($\mu\text{g}/\text{m}^3$) Concentration maximale ($\mu\text{g}/\text{m}^3$)
8	Average Concentration ($\mu\text{g}/\text{m}^3$) Concentration moyenne ($\mu\text{g}/\text{m}^3$)

Notes

No additional data. Aucune donnée additionnelle.





Port Granby Project Daily Dust Monitoring Data

Projet de Port Granby Surveillance journalière des particules en suspensions

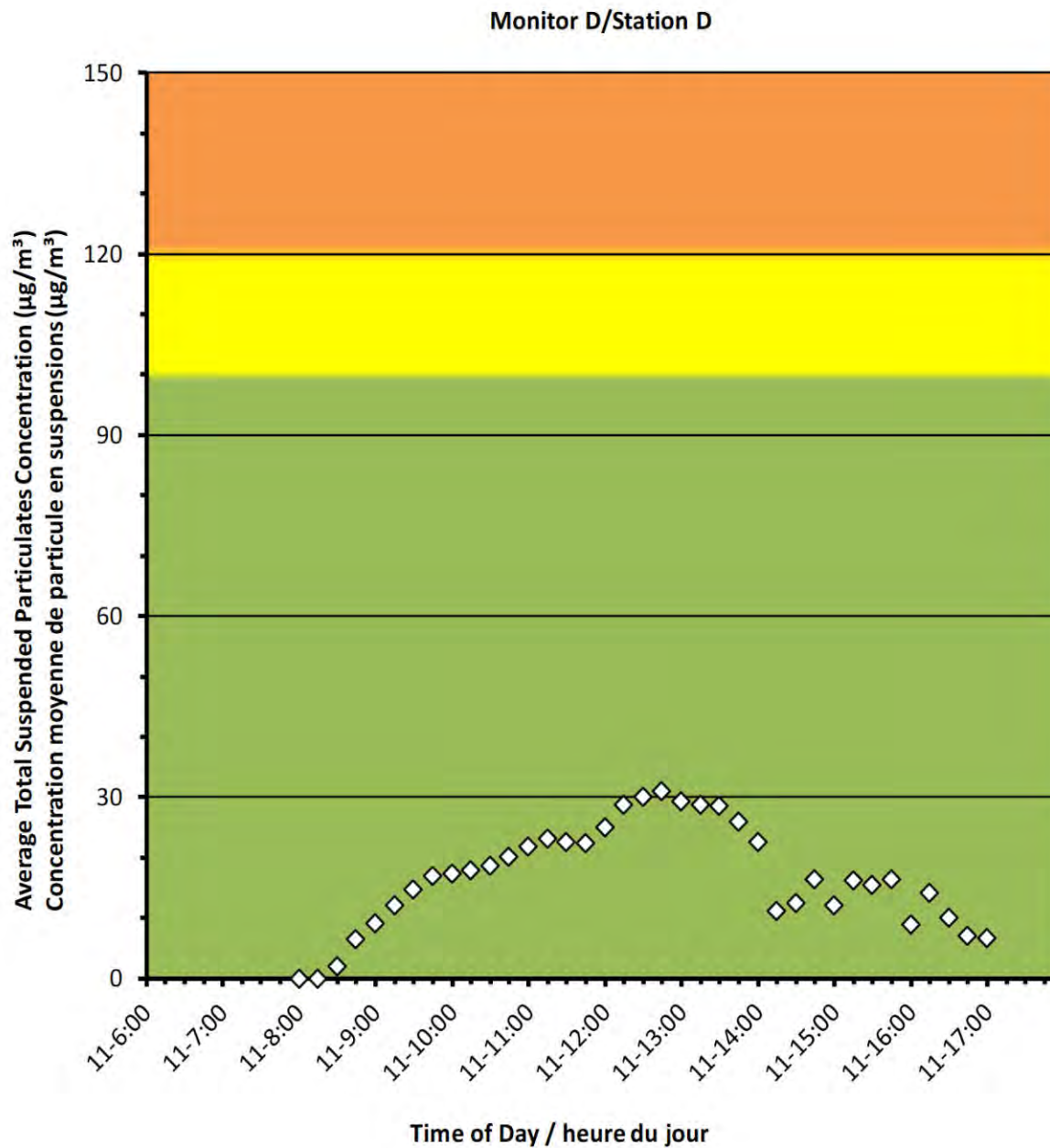
2020/02/11

Daily Statistics/Statistiques journalières

31	Maximum Concentration ($\mu\text{g}/\text{m}^3$) Concentration maximale ($\mu\text{g}/\text{m}^3$)
17	Average Concentration ($\mu\text{g}/\text{m}^3$) Concentration moyenne ($\mu\text{g}/\text{m}^3$)

Notes

No additional data. Aucune donnée
additionnelle.





Port Granby Project Daily Dust Monitoring Data

Projet de Port Granby Surveillance journalière des particules en suspensions

2020/02/11

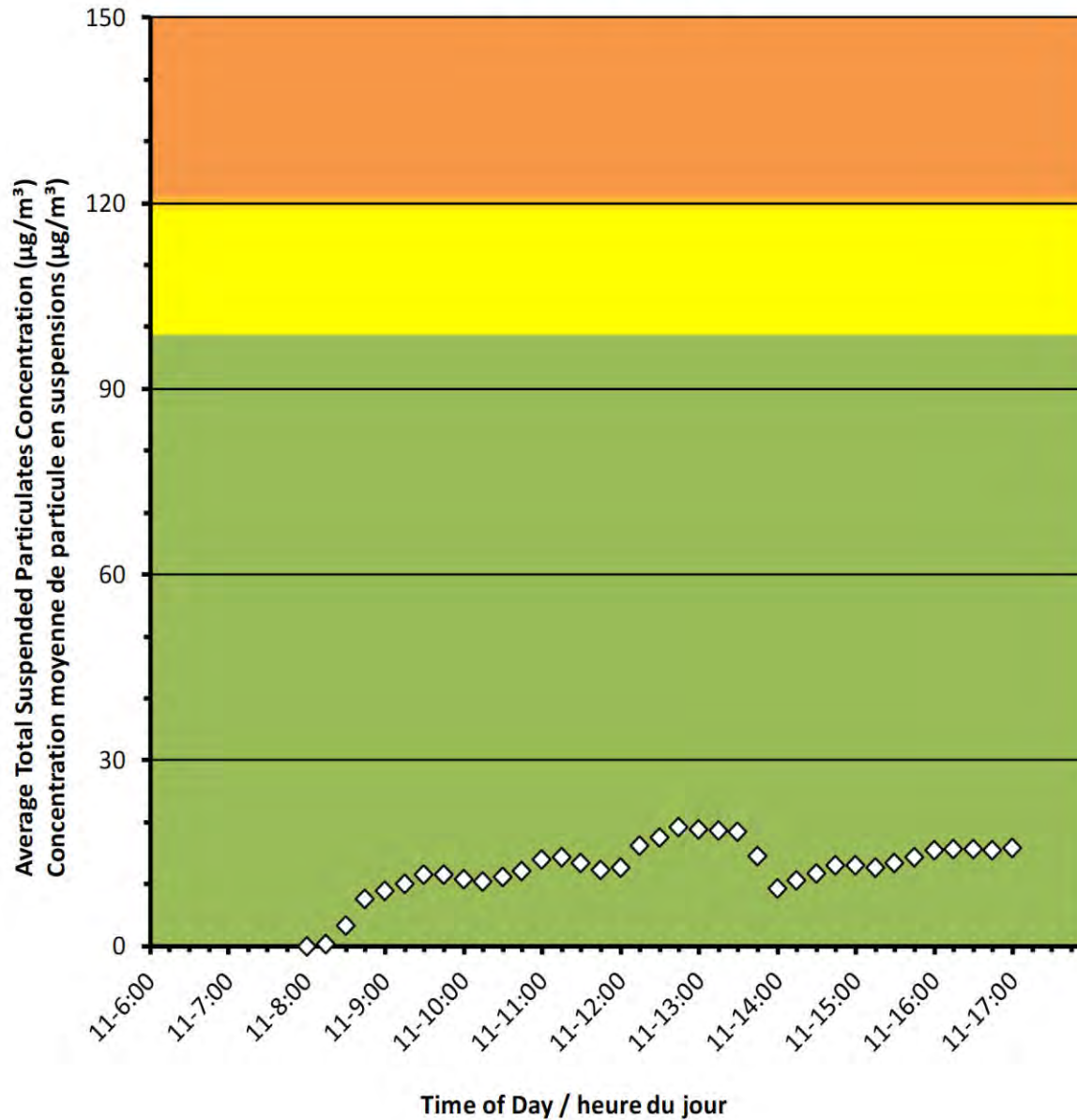
Daily Statistics/Statistiques journalières

19	Maximum Concentration ($\mu\text{g}/\text{m}^3$) Concentration maximale ($\mu\text{g}/\text{m}^3$)
13	Average Concentration ($\mu\text{g}/\text{m}^3$) Concentration moyenne ($\mu\text{g}/\text{m}^3$)

Notes

No additional data. Aucune donnée additionnelle.

Monitor E/Station E





Port Granby Project Daily Dust Monitoring Data

Projet de Port Granby Surveillance journalière des particules en suspensions

2020/02/11

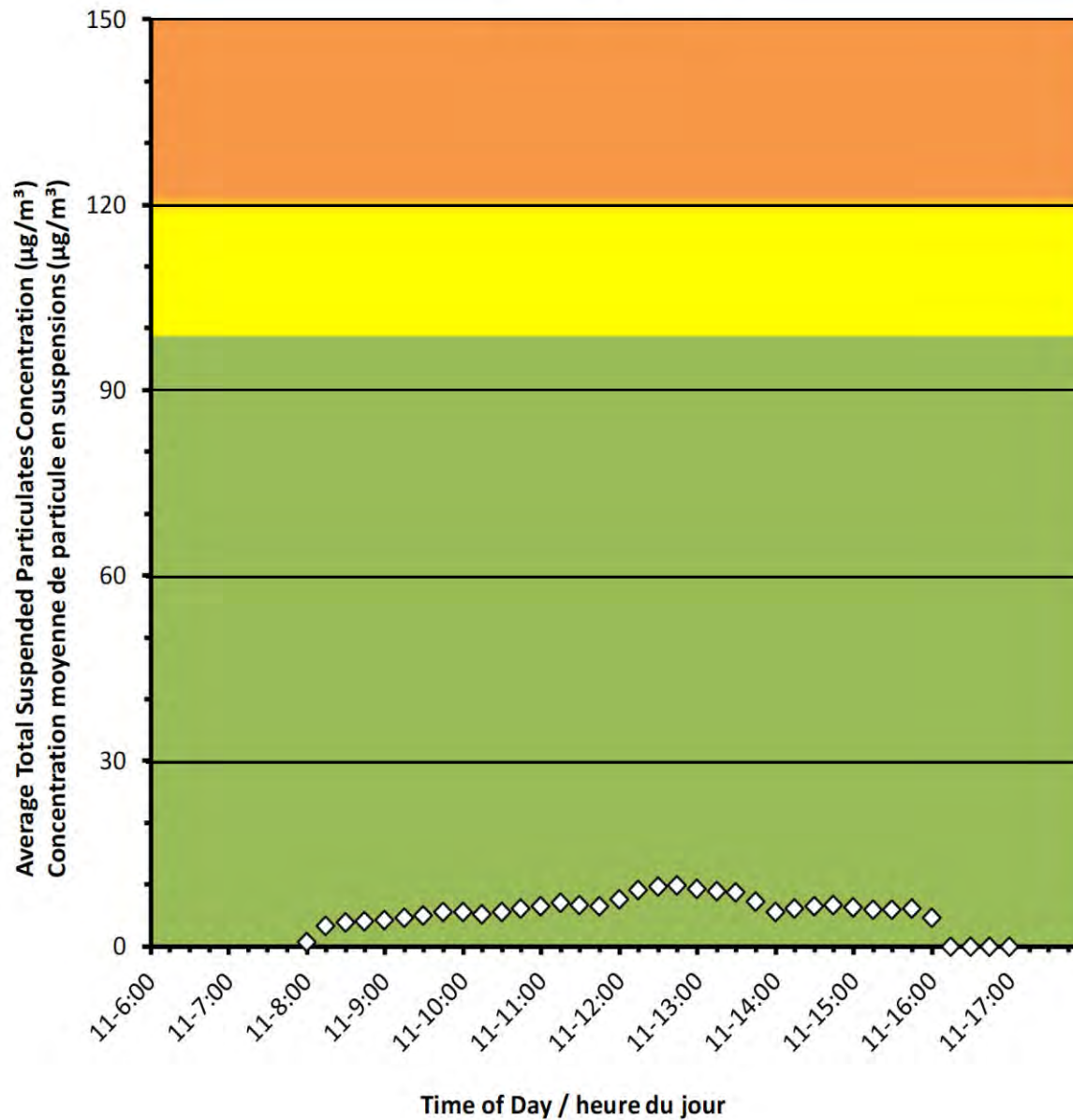
Daily Statistics/Statistiques journalières

10	Maximum Concentration ($\mu\text{g}/\text{m}^3$) Concentration maximale ($\mu\text{g}/\text{m}^3$)
6	Average Concentration ($\mu\text{g}/\text{m}^3$) Concentration moyenne ($\mu\text{g}/\text{m}^3$)

Notes

No additional data. Aucune donnée
additionnelle.

Monitor F/Station F





Canadian Nuclear
Laboratories

Laboratoires Nucléaires
Canadiens

Port Granby Project




Daily Dust Monitoring Data

Projet de Port Granby

Surveillance journalière des particules en suspensions

2020/02/12

Legend/Légende

-  Independent Dust Monitoring
Surveillance indépendante
-  Work Site perimeter
Périmètre du chantier general.
-  CNL Controlled Area
Périmètre du site sous le control de
LCN.

Port Granby Project
Daily Dust Monitoring Data

Projet de Port Granby
Surveillance journalière des
particules en suspensions

2020/02/12

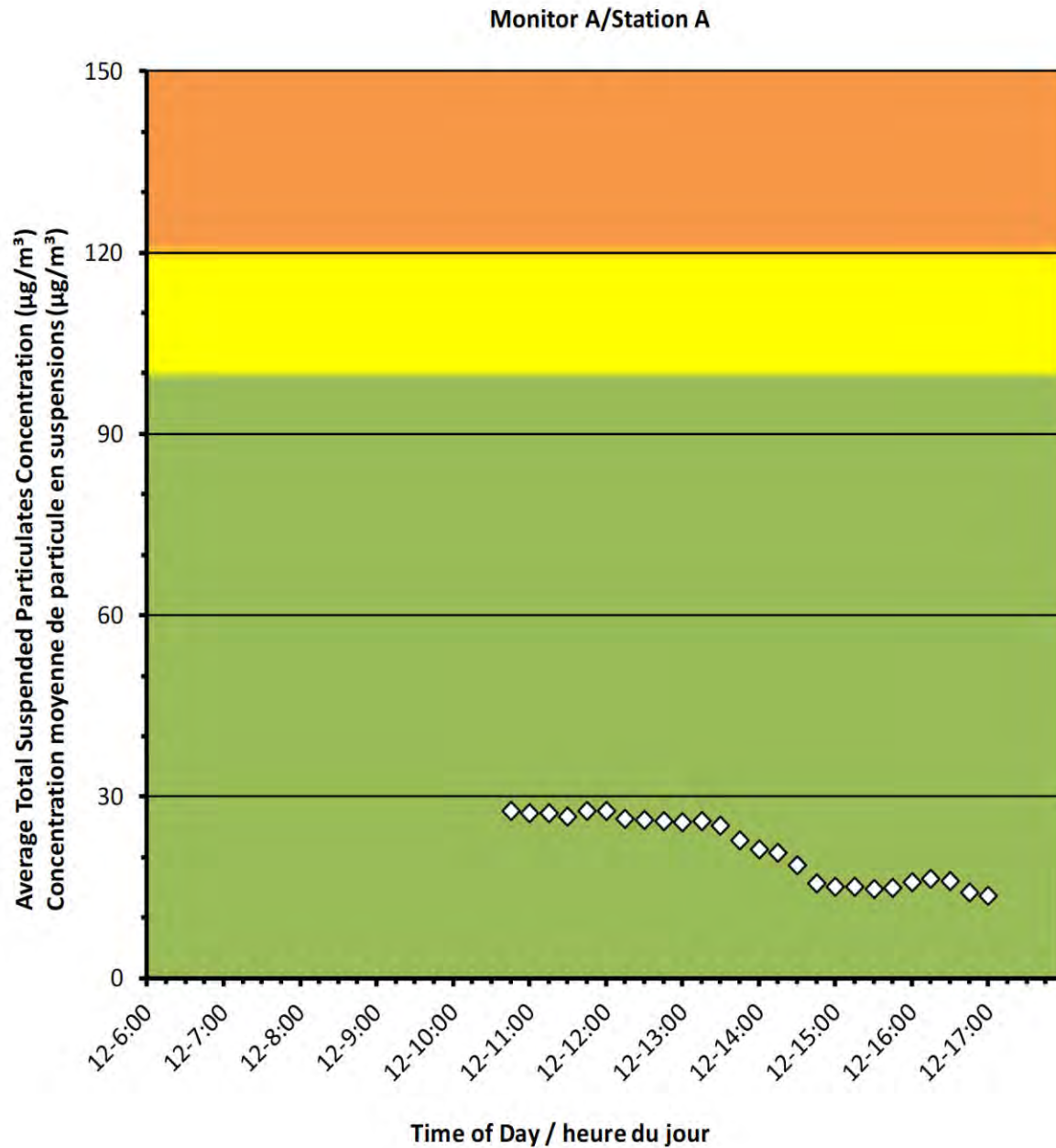
Daily Statistics/Statistiques journalières

28	Maximum Concentration ($\mu\text{g}/\text{m}^3$) Concentration maximale ($\mu\text{g}/\text{m}^3$)
21	Average Concentration ($\mu\text{g}/\text{m}^3$) Concentration moyenne ($\mu\text{g}/\text{m}^3$)

Notes

Battery failure from 8:00 to 10:30

Panne de batterie de 8h00 à 10h30



Port Granby Project
Daily Dust Monitoring Data

Projet de Port Granby
Surveillance journalière des
particules en suspensions

2020/02/12

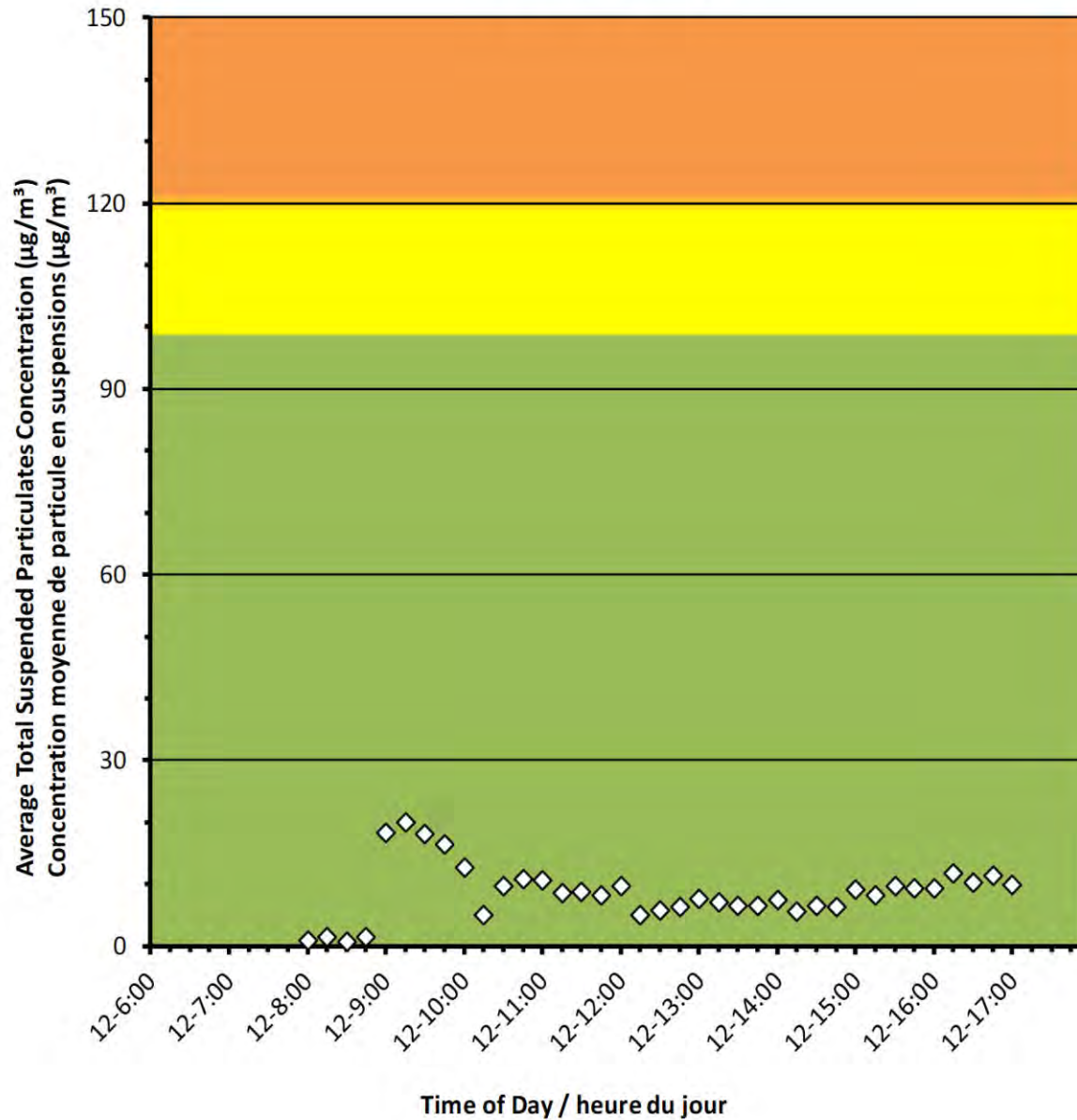
Daily Statistics/Statistiques journalières

20	Maximum Concentration ($\mu\text{g}/\text{m}^3$) Concentration maximale ($\mu\text{g}/\text{m}^3$)
9	Average Concentration ($\mu\text{g}/\text{m}^3$) Concentration moyenne ($\mu\text{g}/\text{m}^3$)

Notes

No additional data. Aucune donnée additionnelle.

Monitor B/Station B





Port Granby Project Daily Dust Monitoring Data

Projet de Port Granby Surveillance journalière des particules en suspensions

2020/02/12

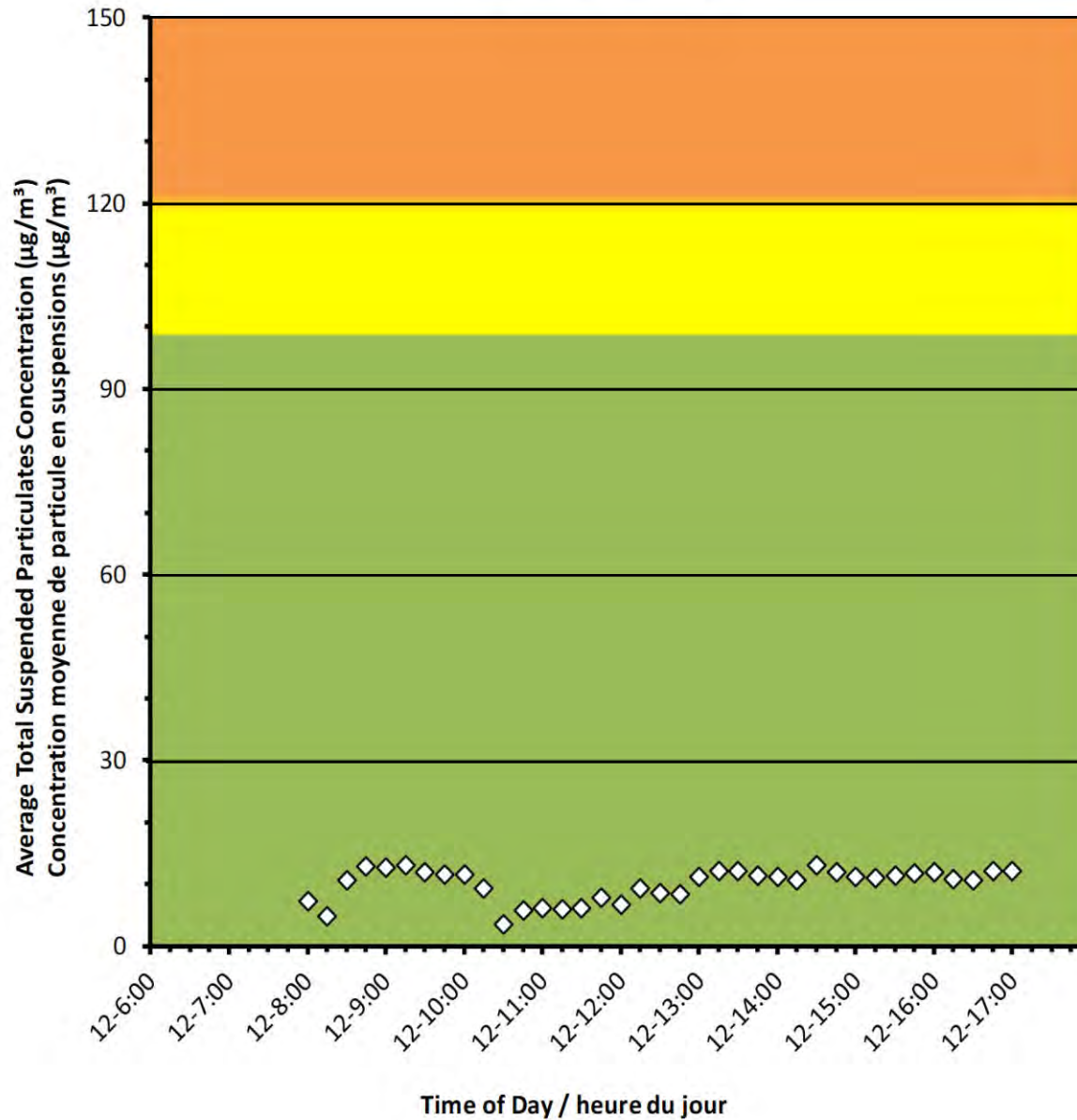
Daily Statistics/Statistiques journalières

13	Maximum Concentration ($\mu\text{g}/\text{m}^3$) Concentration maximale ($\mu\text{g}/\text{m}^3$)
10	Average Concentration ($\mu\text{g}/\text{m}^3$) Concentration moyenne ($\mu\text{g}/\text{m}^3$)

Notes

No additional data. Aucune donnée
additionnelle.

Monitor C/Station C





Port Granby Project Daily Dust Monitoring Data

Projet de Port Granby Surveillance journalière des particules en suspensions

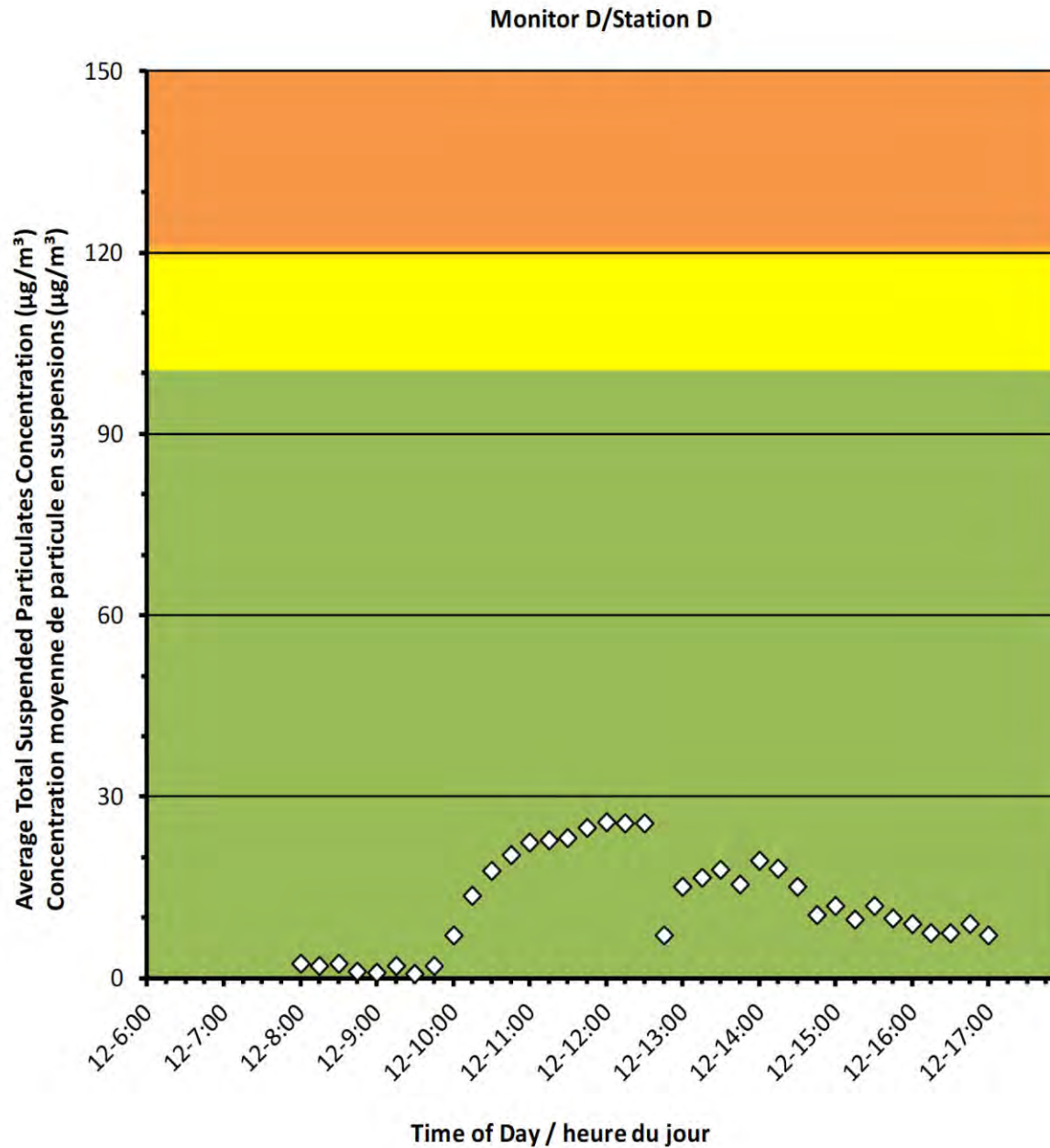
2020/02/12

Daily Statistics/Statistiques journalières

26	Maximum Concentration ($\mu\text{g}/\text{m}^3$) Concentration maximale ($\mu\text{g}/\text{m}^3$)
12	Average Concentration ($\mu\text{g}/\text{m}^3$) Concentration moyenne ($\mu\text{g}/\text{m}^3$)

Notes

No additional data. Aucune donnée
additionnelle.



Port Granby Project
Daily Dust Monitoring Data

Projet de Port Granby
Surveillance journalière des
particules en suspensions

2020/02/12

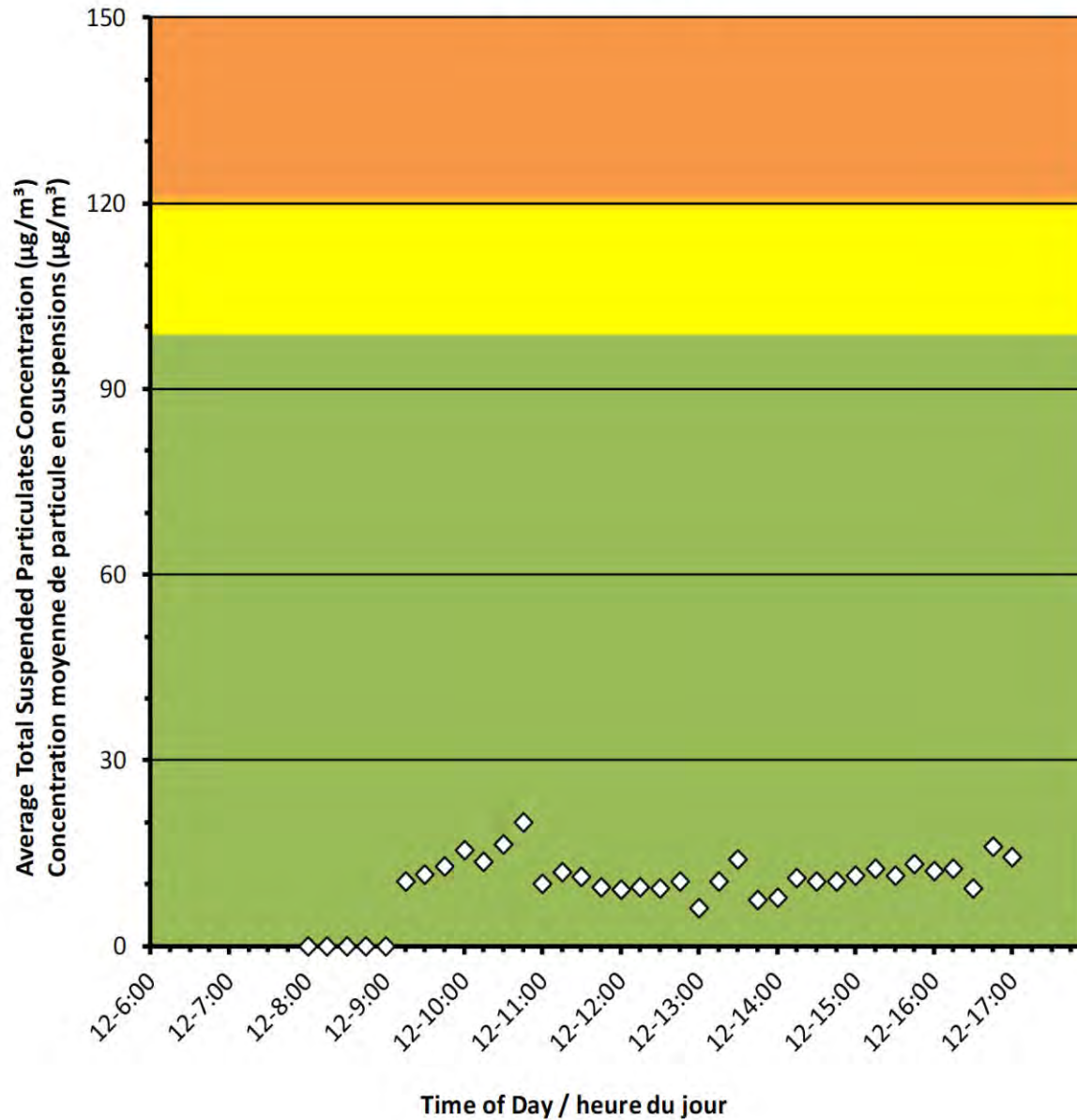
Daily Statistics/Statistiques journalières

20	Maximum Concentration ($\mu\text{g}/\text{m}^3$) Concentration maximale ($\mu\text{g}/\text{m}^3$)
10	Average Concentration ($\mu\text{g}/\text{m}^3$) Concentration moyenne ($\mu\text{g}/\text{m}^3$)

Notes

No additional data. Aucune donnée additionnelle.

Monitor E/Station E





Port Granby Project Daily Dust Monitoring Data

Projet de Port Granby Surveillance journalière des particules en suspensions

2020/02/12

Daily Statistics/Statistiques journalières

38

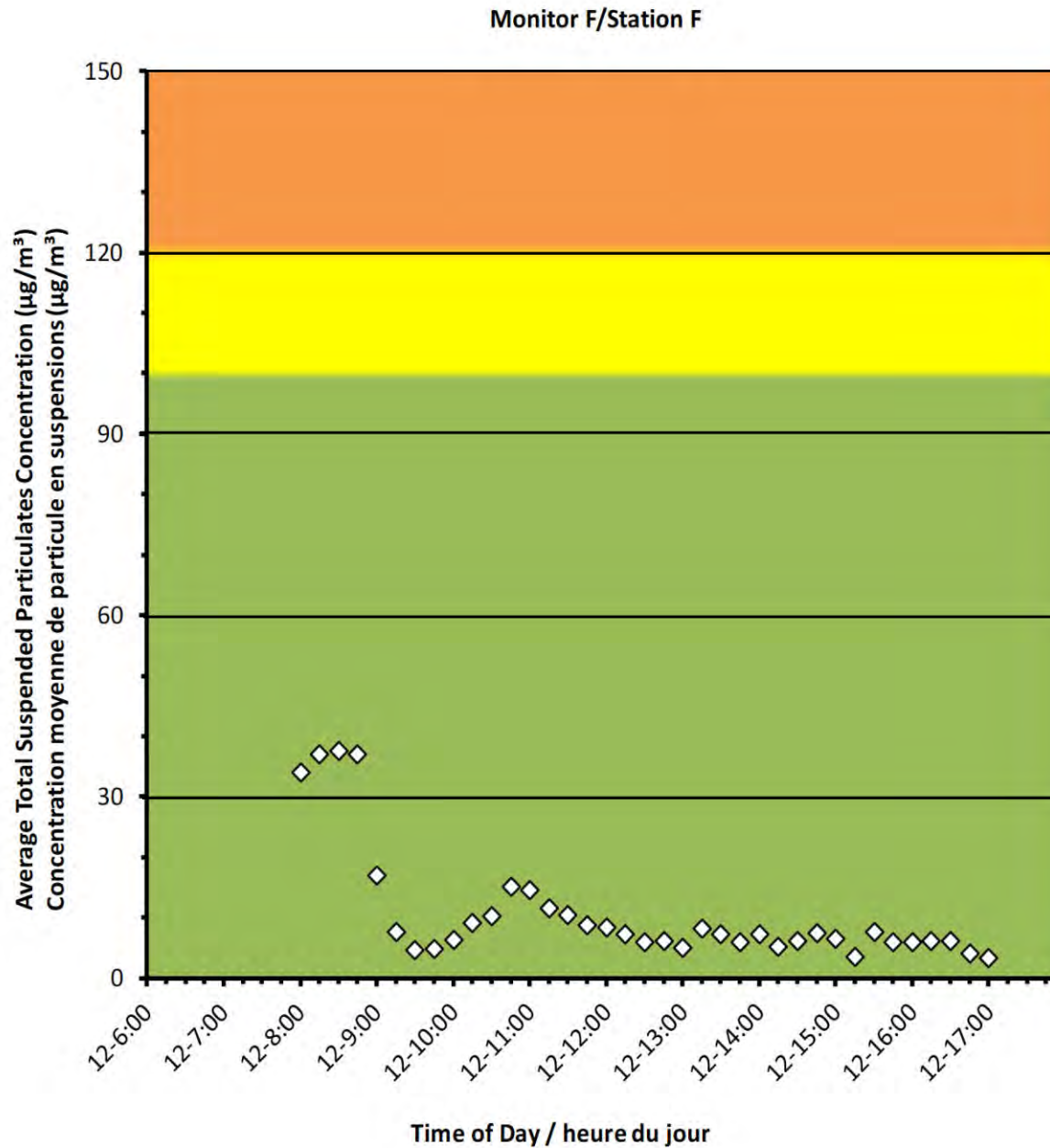
Maximum Concentration ($\mu\text{g}/\text{m}^3$)
Concentration maximale ($\mu\text{g}/\text{m}^3$)

11

Average Concentration ($\mu\text{g}/\text{m}^3$)
Concentration moyenne ($\mu\text{g}/\text{m}^3$)

Notes

No additional data. Aucune donnée
additionnelle.





Canadian Nuclear
Laboratories

Laboratoires Nucléaires
Canadiens

Port Granby Project




Daily Dust Monitoring Data

Projet de Port Granby

Surveillance journalière des particules en suspensions

2020/02/13

Legend/Légende

-  Independent Dust Monitoring
Surveillance indépendante
-  Work Site perimeter
Périmètre du chantier general.
-  CNL Controlled Area
Périmètre du site sous le control de
LCN.

Port Granby Project
Daily Dust Monitoring Data

Projet de Port Granby
Surveillance journalière des
particules en suspensions

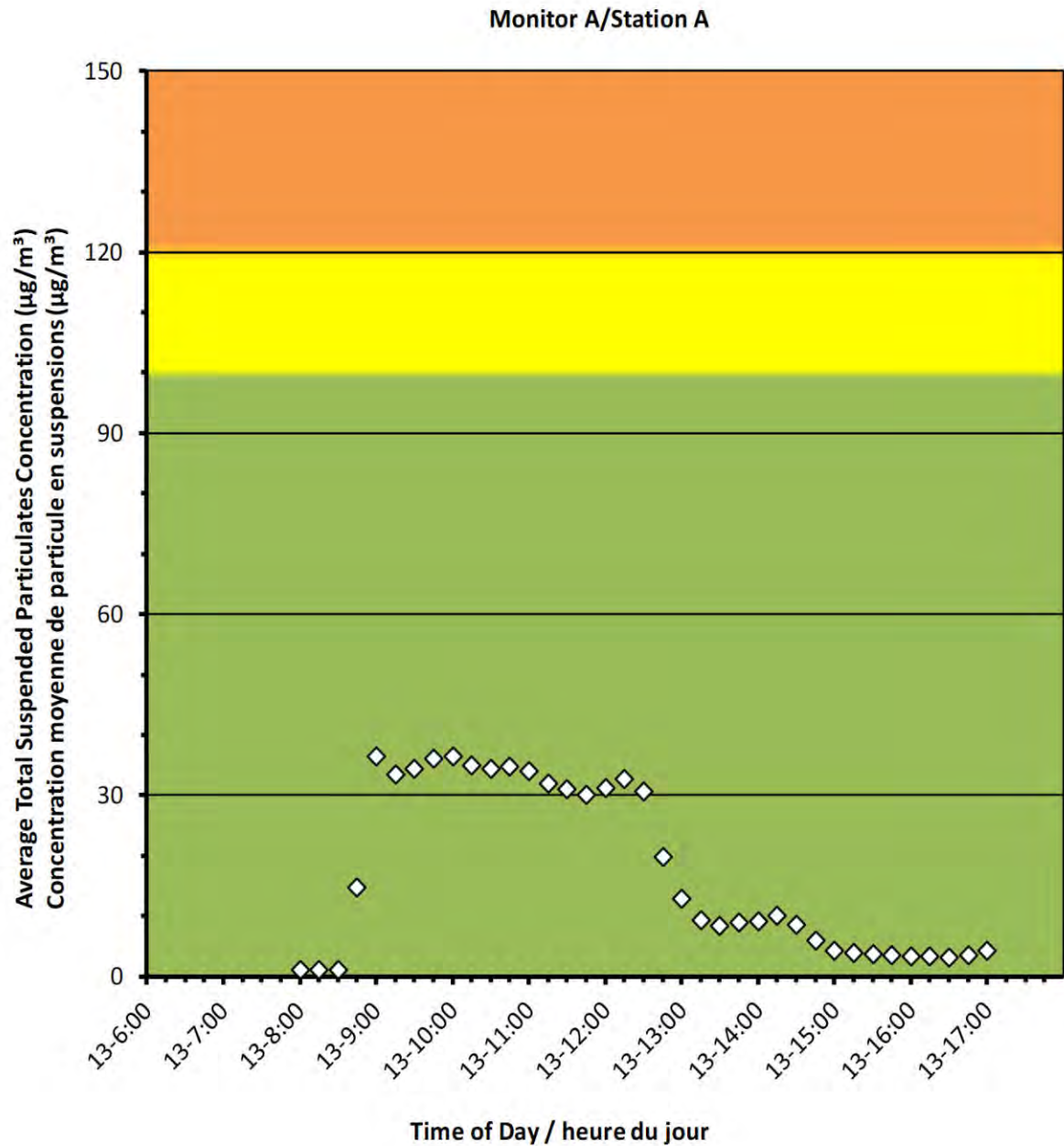
2020/02/13

Daily Statistics/Statistiques journalières

37	Maximum Concentration ($\mu\text{g}/\text{m}^3$) Concentration maximale ($\mu\text{g}/\text{m}^3$)
17	Average Concentration ($\mu\text{g}/\text{m}^3$) Concentration moyenne ($\mu\text{g}/\text{m}^3$)

Notes

No additional data. Aucune donnée additionnelle.



Port Granby Project
Daily Dust Monitoring Data

Projet de Port Granby
Surveillance journalière des
particules en suspensions

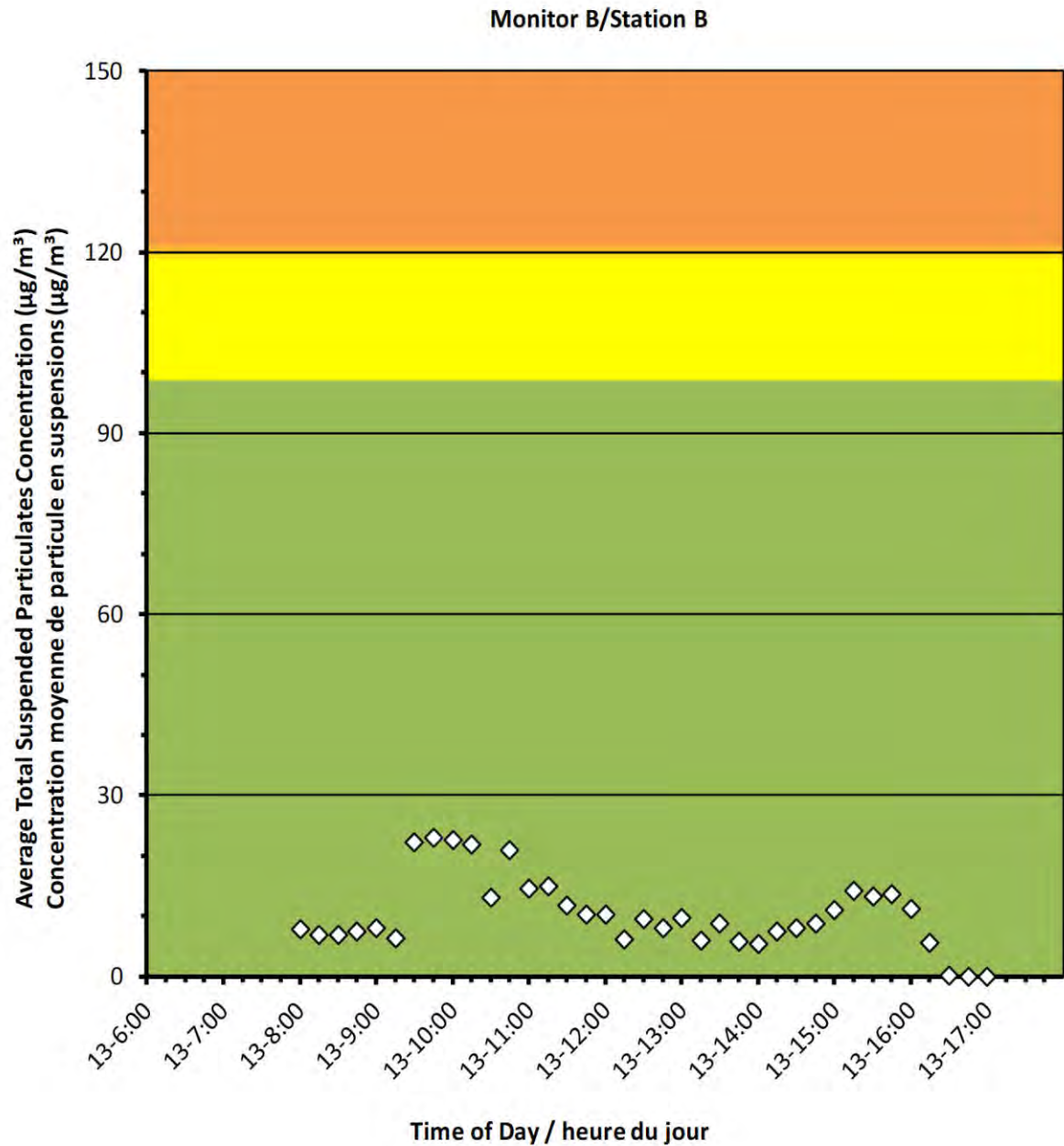
2020/02/13

Daily Statistics/Statistiques journalières

23	Maximum Concentration ($\mu\text{g}/\text{m}^3$) Concentration maximale ($\mu\text{g}/\text{m}^3$)
10	Average Concentration ($\mu\text{g}/\text{m}^3$) Concentration moyenne ($\mu\text{g}/\text{m}^3$)

Notes

No additional data. Aucune donnée additionnelle.





Port Granby Project Daily Dust Monitoring Data

Projet de Port Granby Surveillance journalière des particules en suspensions

2020/02/13

Daily Statistics/Statistiques journalières

21

Maximum Concentration ($\mu\text{g}/\text{m}^3$)
Concentration maximale ($\mu\text{g}/\text{m}^3$)

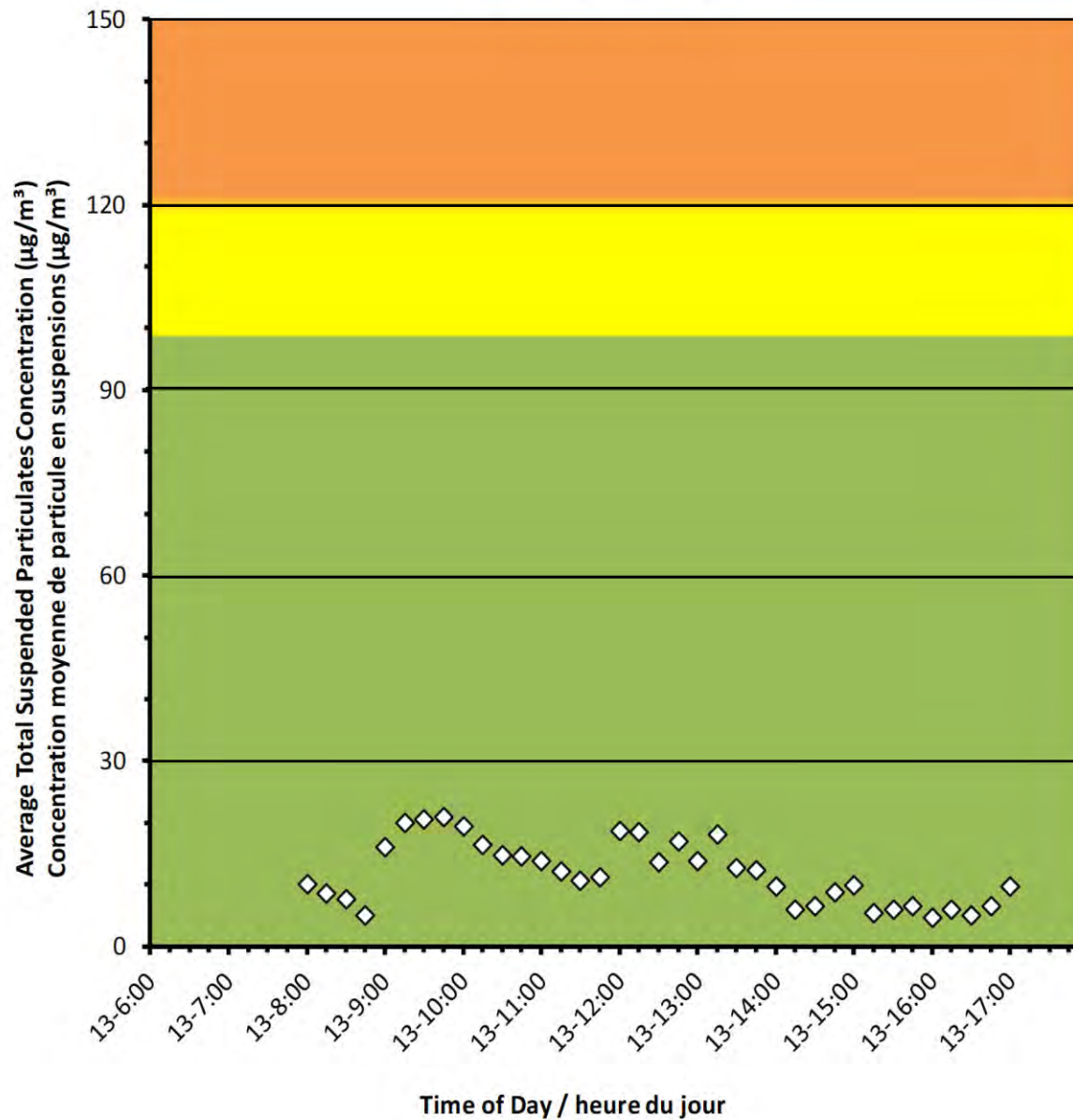
12

Average Concentration ($\mu\text{g}/\text{m}^3$)
Concentration moyenne ($\mu\text{g}/\text{m}^3$)

Notes

No additional data. Aucune donnée
additionnelle.

Monitor C/Station C



Port Granby Project
Daily Dust Monitoring Data

Projet de Port Granby
Surveillance journalière des
particules en suspensions

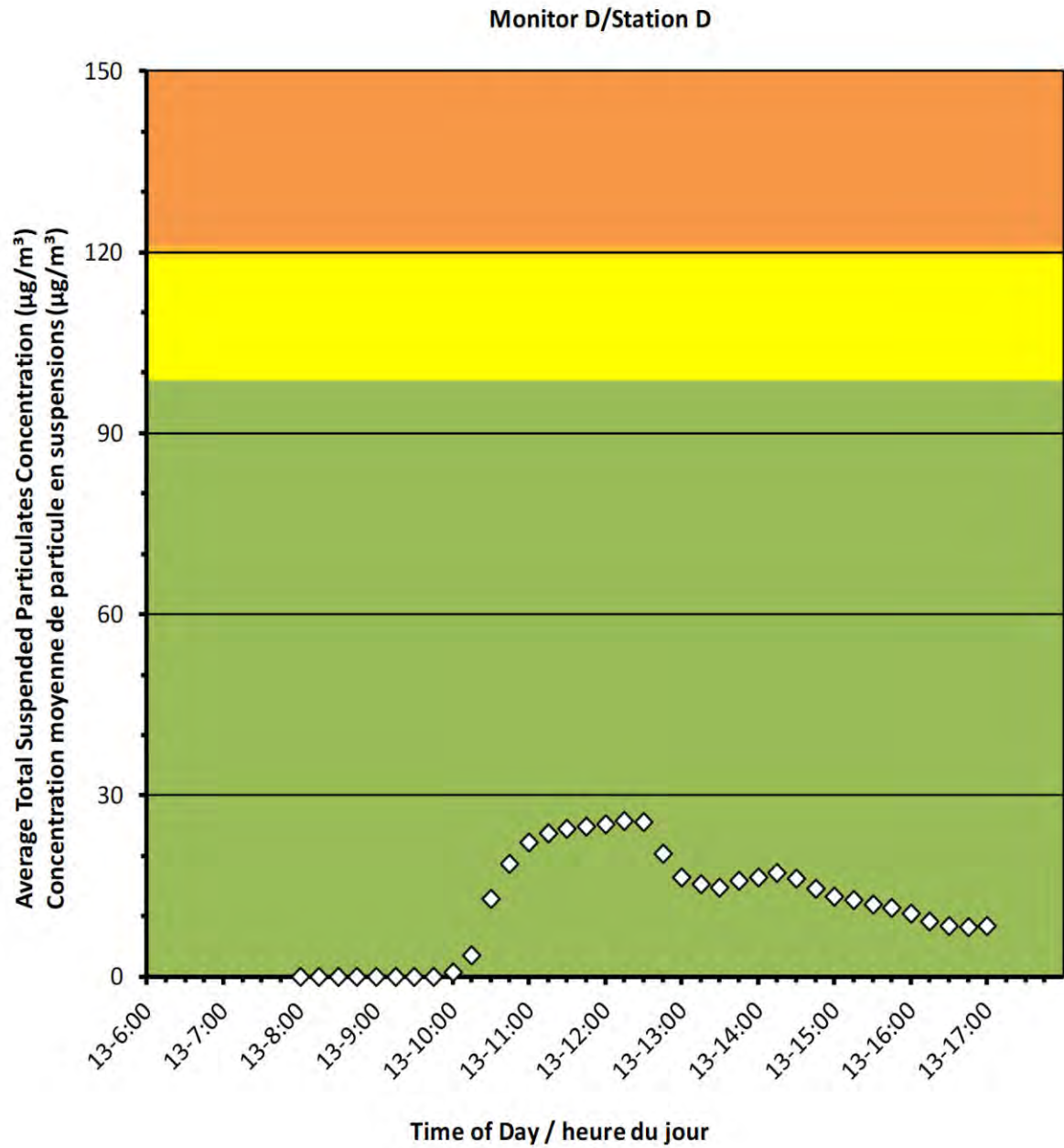
2020/02/13

Daily Statistics/Statistiques journalières

26	Maximum Concentration ($\mu\text{g}/\text{m}^3$) Concentration maximale ($\mu\text{g}/\text{m}^3$)
12	Average Concentration ($\mu\text{g}/\text{m}^3$) Concentration moyenne ($\mu\text{g}/\text{m}^3$)

Notes

No additional data. Aucune donnée additionnelle.



Port Granby Project
Daily Dust Monitoring Data

Projet de Port Granby
Surveillance journalière des
particules en suspensions

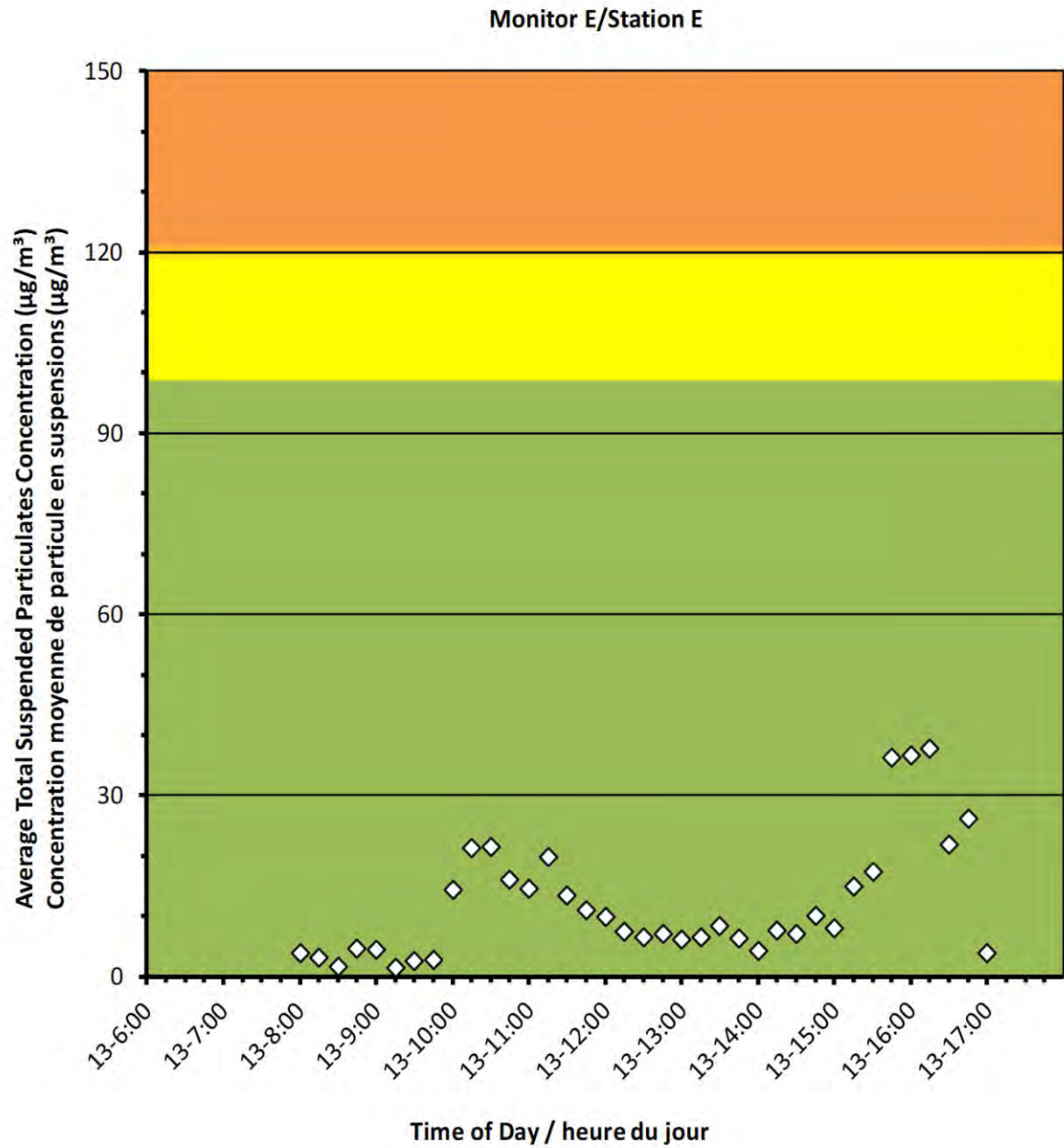
2020/02/13

Daily Statistics/Statistiques journalières

38	Maximum Concentration ($\mu\text{g}/\text{m}^3$) Concentration maximale ($\mu\text{g}/\text{m}^3$)
12	Average Concentration ($\mu\text{g}/\text{m}^3$) Concentration moyenne ($\mu\text{g}/\text{m}^3$)

Notes

No additional data. Aucune donnée additionnelle.



Port Granby Project
Daily Dust Monitoring Data

Projet de Port Granby
Surveillance journalière des
particules en suspensions

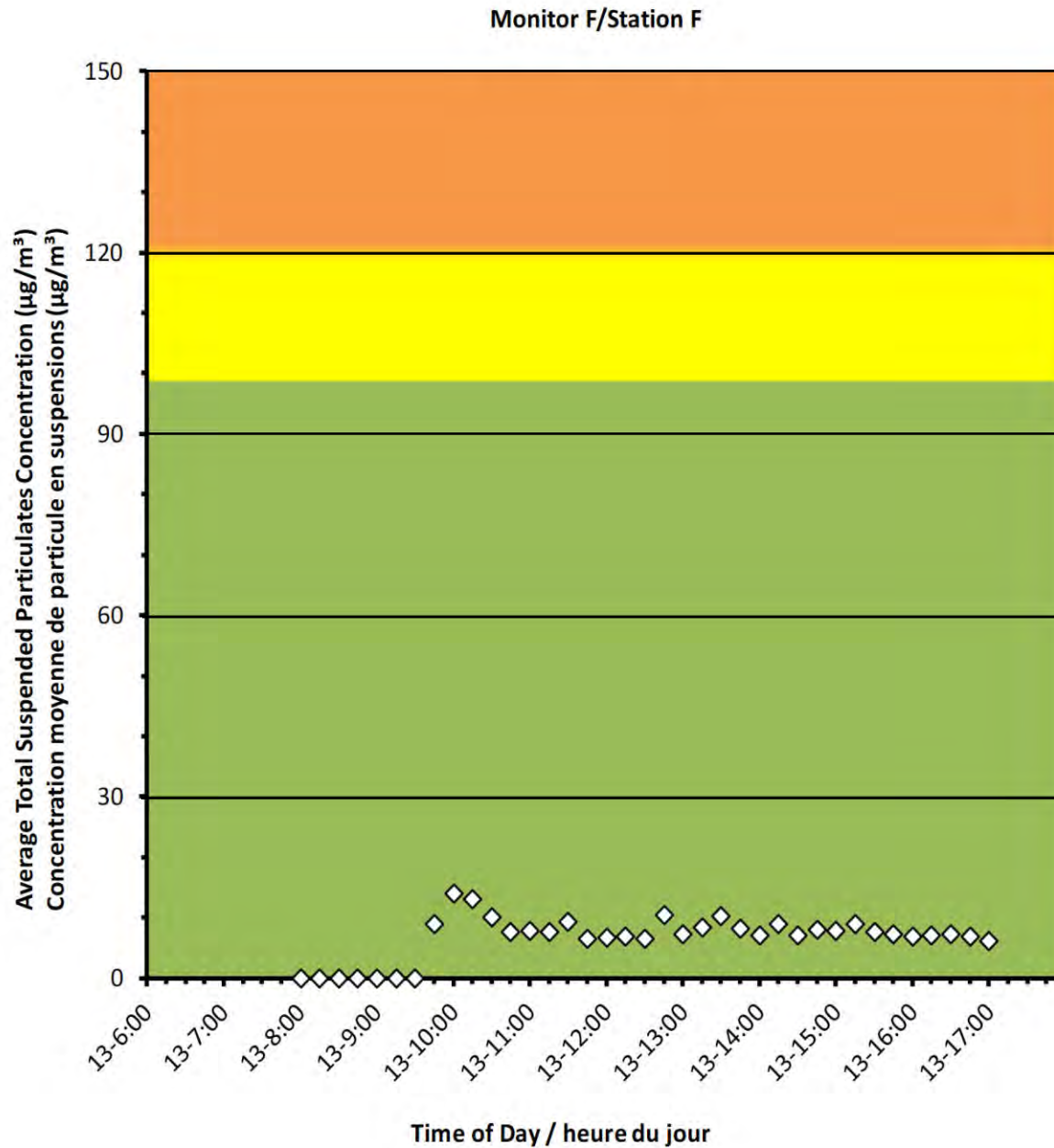
2020/02/13

Daily Statistics/Statistiques journalières

14	Maximum Concentration ($\mu\text{g}/\text{m}^3$) Concentration maximale ($\mu\text{g}/\text{m}^3$)
7	Average Concentration ($\mu\text{g}/\text{m}^3$) Concentration moyenne ($\mu\text{g}/\text{m}^3$)

Notes

No additional data. Aucune donnée additionnelle.





Canadian Nuclear
Laboratories

Laboratoires Nucléaires
Canadiens

Port Granby Project




Daily Dust Monitoring Data

Projet de Port Granby

Surveillance journalière des particules en suspensions

2020/02/14

Legend/Légende

-  Independent Dust Monitoring
Surveillance indépendante
-  Work Site perimeter
Périmètre du chantier general.
-  CNL Controlled Area
Périmètre du site sous le control de
LCN.



Port Granby Project Daily Dust Monitoring Data

Projet de Port Granby Surveillance journalière des particules en suspensions

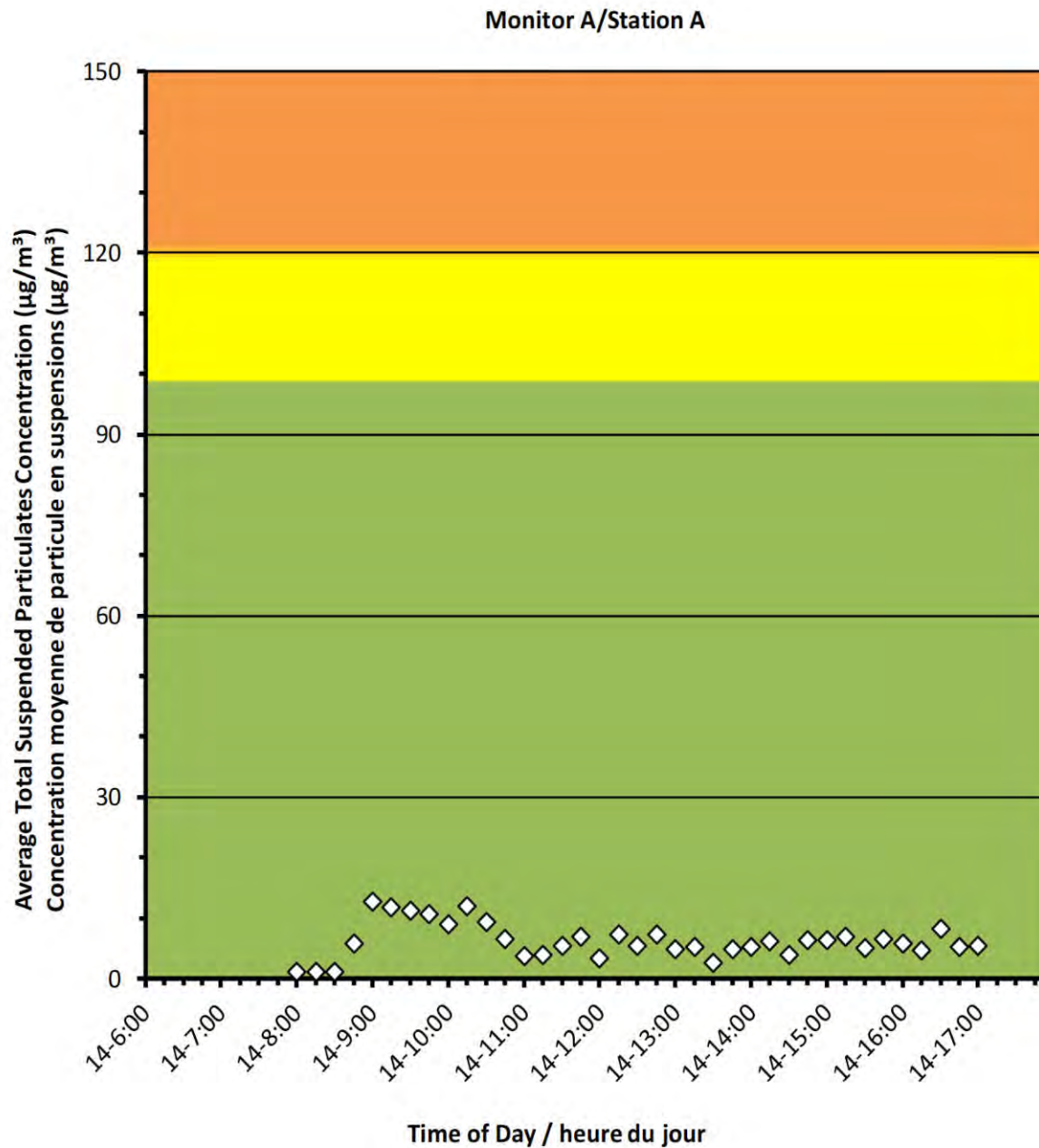
2020/02/14

Daily Statistics/Statistiques journalières

13	Maximum Concentration ($\mu\text{g}/\text{m}^3$) Concentration maximale ($\mu\text{g}/\text{m}^3$)
6	Average Concentration ($\mu\text{g}/\text{m}^3$) Concentration moyenne ($\mu\text{g}/\text{m}^3$)

Notes

No additional data. Aucune donnée additionnelle.



Port Granby Project
Daily Dust Monitoring Data

Projet de Port Granby
Surveillance journalière des
particules en suspensions

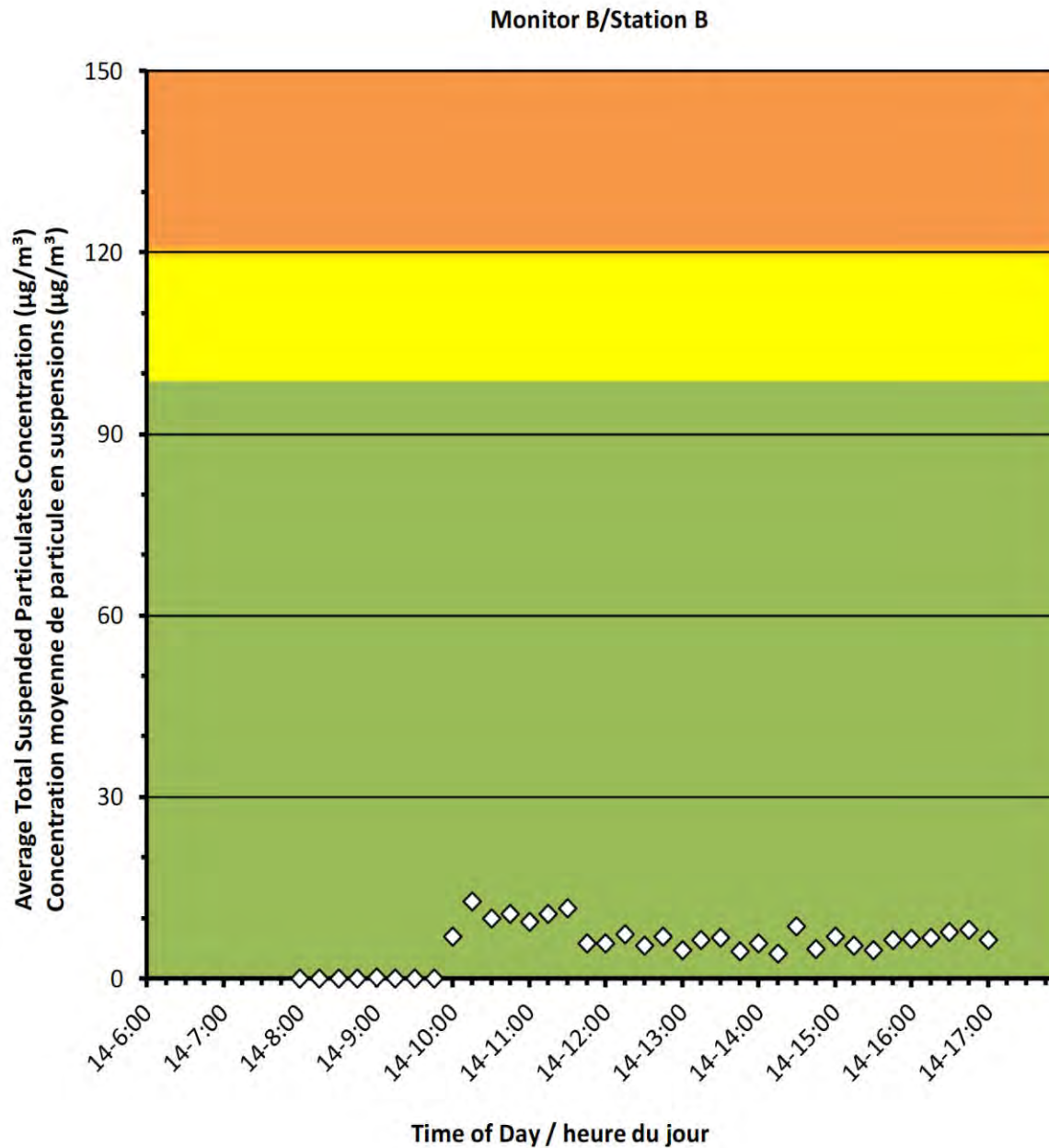
2020/02/14

Daily Statistics/Statistiques journalières

13	Maximum Concentration ($\mu\text{g}/\text{m}^3$) Concentration maximale ($\mu\text{g}/\text{m}^3$)
6	Average Concentration ($\mu\text{g}/\text{m}^3$) Concentration moyenne ($\mu\text{g}/\text{m}^3$)

Notes

No additional data. Aucune donnée additionnelle.



Port Granby Project
Daily Dust Monitoring Data

Projet de Port Granby
Surveillance journalière des
particules en suspensions

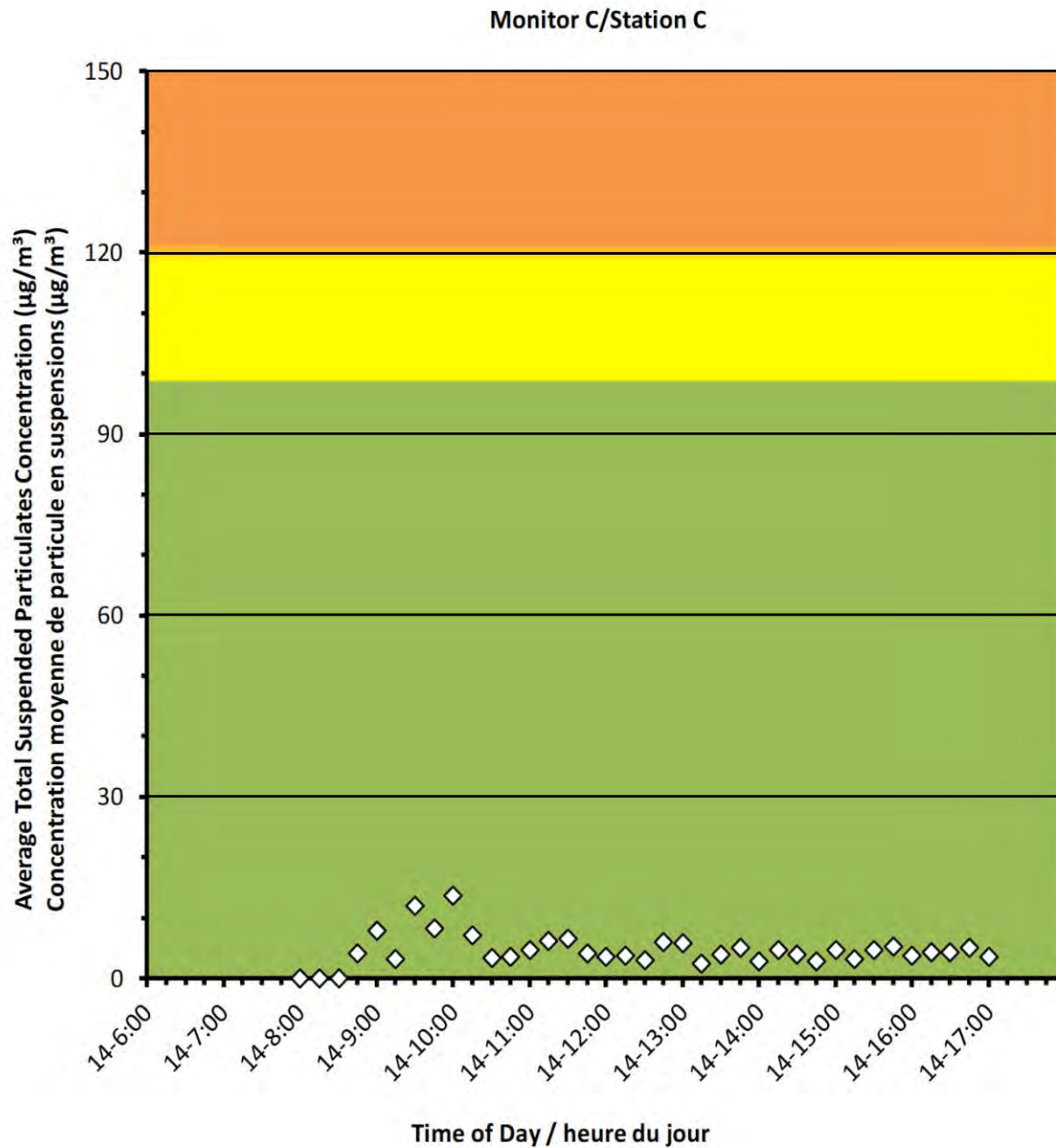
2020/02/14

Daily Statistics/Statistiques journalières

14	Maximum Concentration ($\mu\text{g}/\text{m}^3$) Concentration maximale ($\mu\text{g}/\text{m}^3$)
5	Average Concentration ($\mu\text{g}/\text{m}^3$) Concentration moyenne ($\mu\text{g}/\text{m}^3$)

Notes

No additional data. Aucune donnée additionnelle.





Port Granby Project Daily Dust Monitoring Data

Projet de Port Granby Surveillance journalière des particules en suspensions

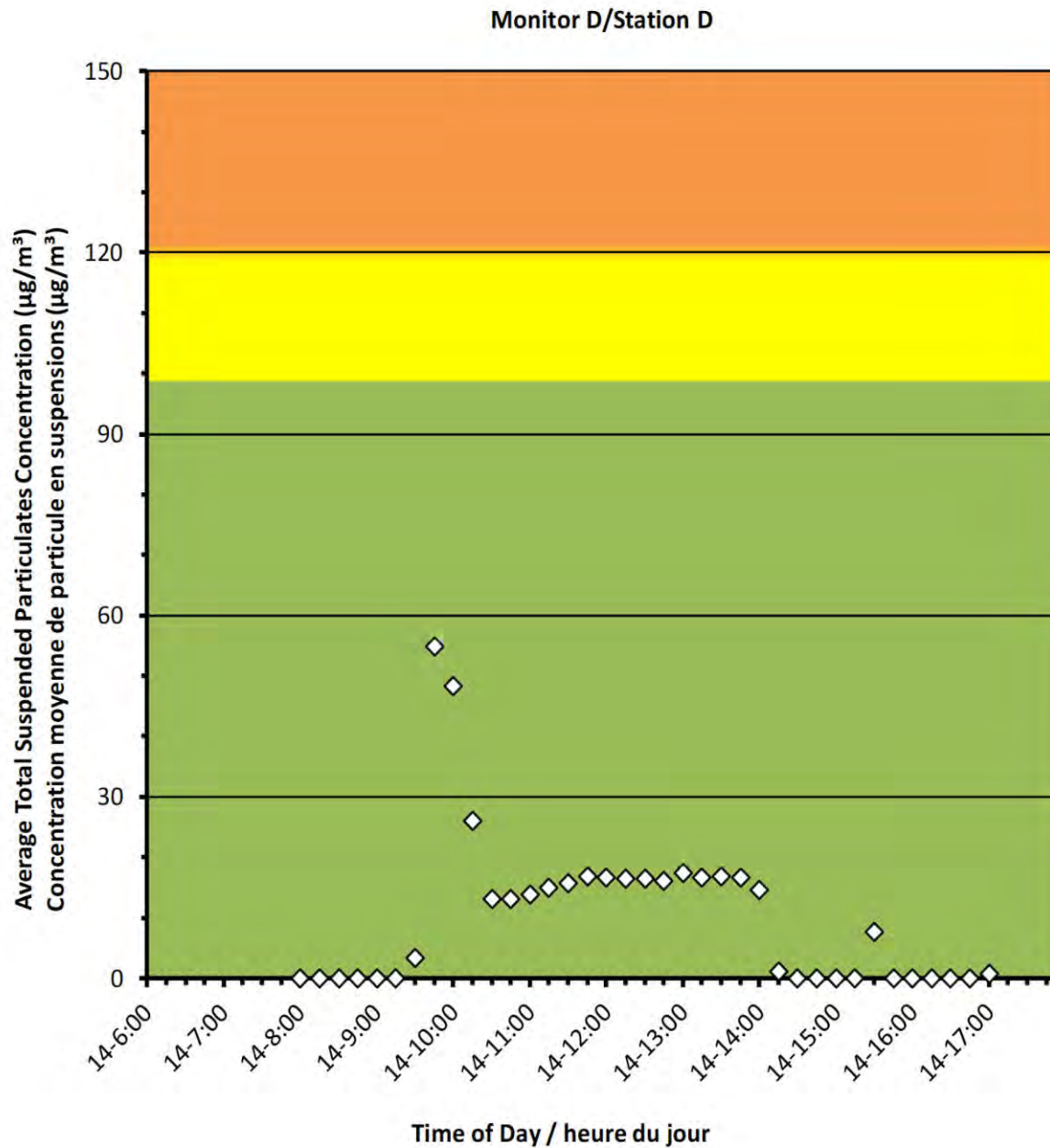
2020/02/14

Daily Statistics/Statistiques journalières

55	Maximum Concentration ($\mu\text{g}/\text{m}^3$) Concentration maximale ($\mu\text{g}/\text{m}^3$)
10	Average Concentration ($\mu\text{g}/\text{m}^3$) Concentration moyenne ($\mu\text{g}/\text{m}^3$)

Notes

No additional data. Aucune donnée
additionnelle.



Port Granby Project
Daily Dust Monitoring Data

Projet de Port Granby
Surveillance journalière des
particules en suspensions

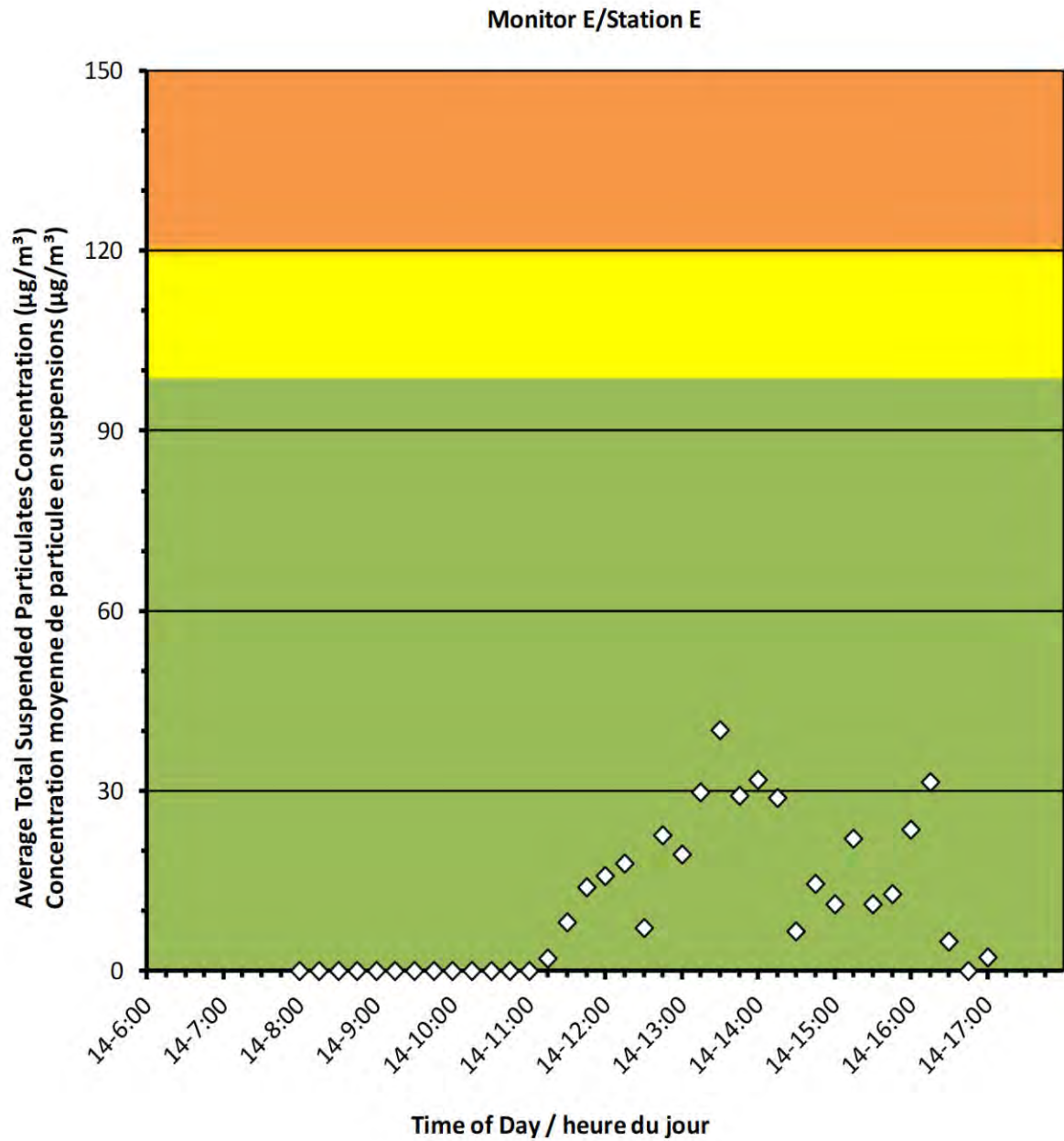
2020/02/14

Daily Statistics/Statistiques journalières

40	Maximum Concentration ($\mu\text{g}/\text{m}^3$) Concentration maximale ($\mu\text{g}/\text{m}^3$)
11	Average Concentration ($\mu\text{g}/\text{m}^3$) Concentration moyenne ($\mu\text{g}/\text{m}^3$)

Notes

No additional data. Aucune donnée additionnelle.



Port Granby Project
Daily Dust Monitoring Data

Projet de Port Granby
Surveillance journalière des
particules en suspensions

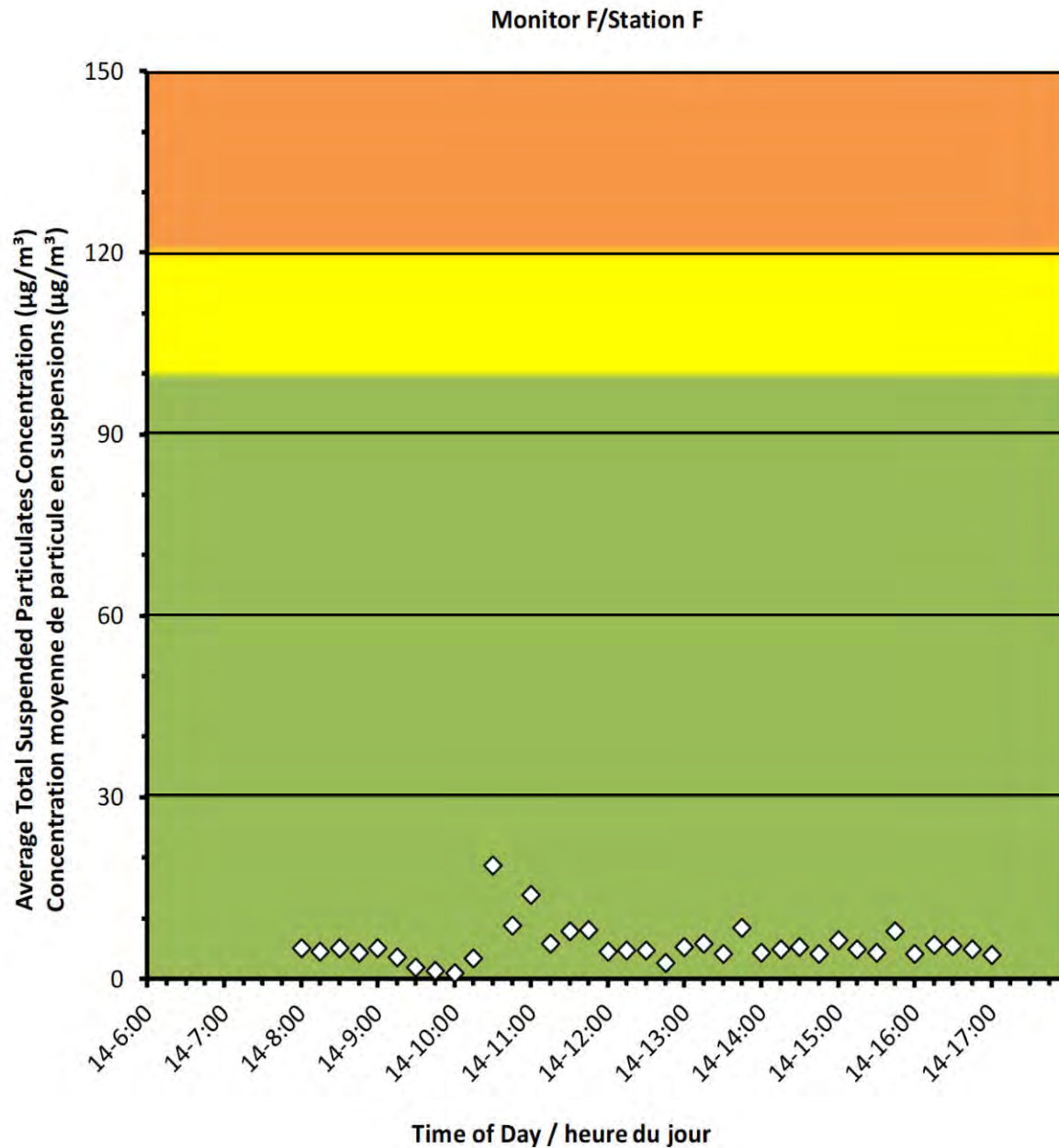
2020/02/14

Daily Statistics/Statistiques journalières

19	Maximum Concentration ($\mu\text{g}/\text{m}^3$) Concentration maximale ($\mu\text{g}/\text{m}^3$)
6	Average Concentration ($\mu\text{g}/\text{m}^3$) Concentration moyenne ($\mu\text{g}/\text{m}^3$)

Notes

No additional data. Aucune donnée additionnelle.





Canadian Nuclear
Laboratories

Laboratoires Nucléaires
Canadiens

Port Granby Project




Daily Dust Monitoring Data

Projet de Port Granby

Surveillance journalière des particules en suspensions

2020/02/18

Legend/Légende

-  Independent Dust Monitoring
Surveillance indépendante
-  Work Site perimeter
Périmètre du chantier general.
-  CNL Controlled Area
Périmètre du site sous le control de
LCN.



Port Granby Project Daily Dust Monitoring Data

Projet de Port Granby Surveillance journalière des particules en suspensions

2020/02/18

Daily Statistics/Statistiques journalières

163

Maximum Concentration ($\mu\text{g}/\text{m}^3$)
Concentration maximale ($\mu\text{g}/\text{m}^3$)

27

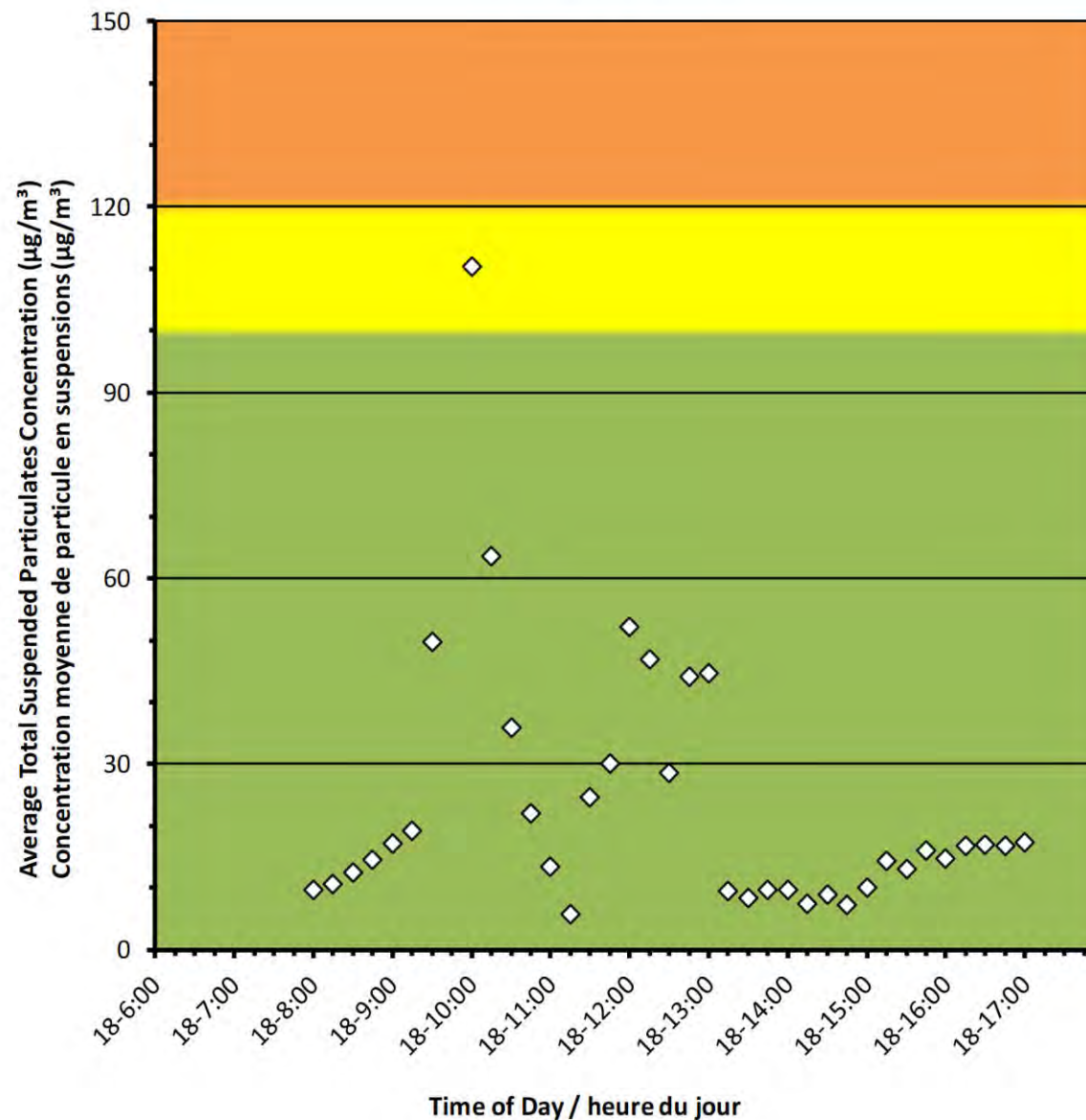
Average Concentration ($\mu\text{g}/\text{m}^3$)
Concentration moyenne ($\mu\text{g}/\text{m}^3$)

Notes

The exceedance was caused by high levels of humidity (94%). The optical sensors can be affected during extreme levels of humidity which influence particle aggregation and increase particle size when moisture is absorbed.

La été causé par des niveaux élevés d'humidité (94%). Les capteurs optiques peuvent être influencés par l'agrégation des particules causé par des taux d'humidité élevé.

Monitor A/Station A





Port Granby Project Daily Dust Monitoring Data

Projet de Port Granby Surveillance journalière des particules en suspensions

2020/02/18

Daily Statistics/Statistiques journalières

16

Maximum Concentration ($\mu\text{g}/\text{m}^3$)
Concentration maximale ($\mu\text{g}/\text{m}^3$)

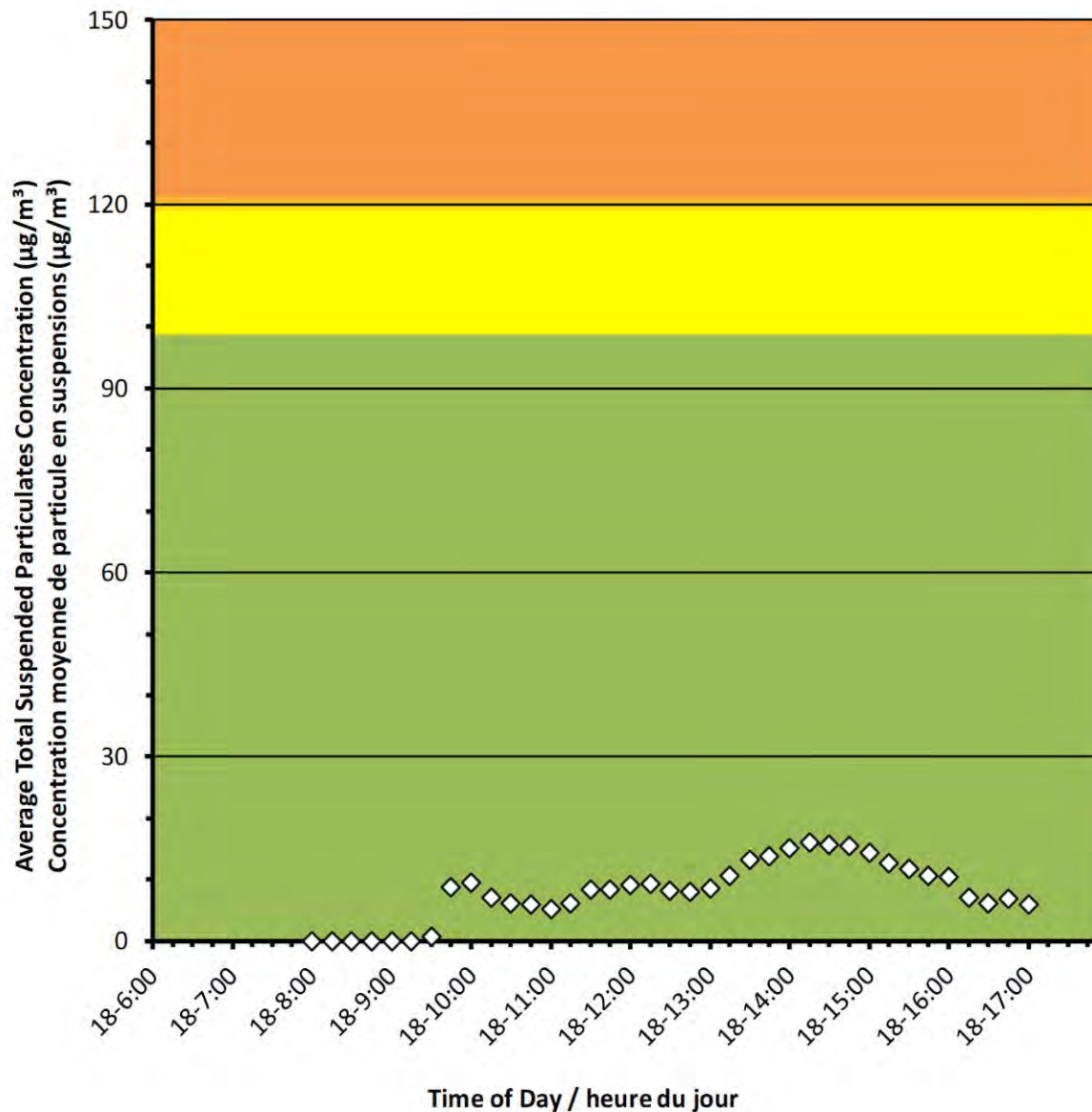
8

Average Concentration ($\mu\text{g}/\text{m}^3$)
Concentration moyenne ($\mu\text{g}/\text{m}^3$)

Notes

No additional data. Aucune donnée
additionnelle.

Monitor B/Station B





Port Granby Project Daily Dust Monitoring Data

Projet de Port Granby Surveillance journalière des particules en suspensions

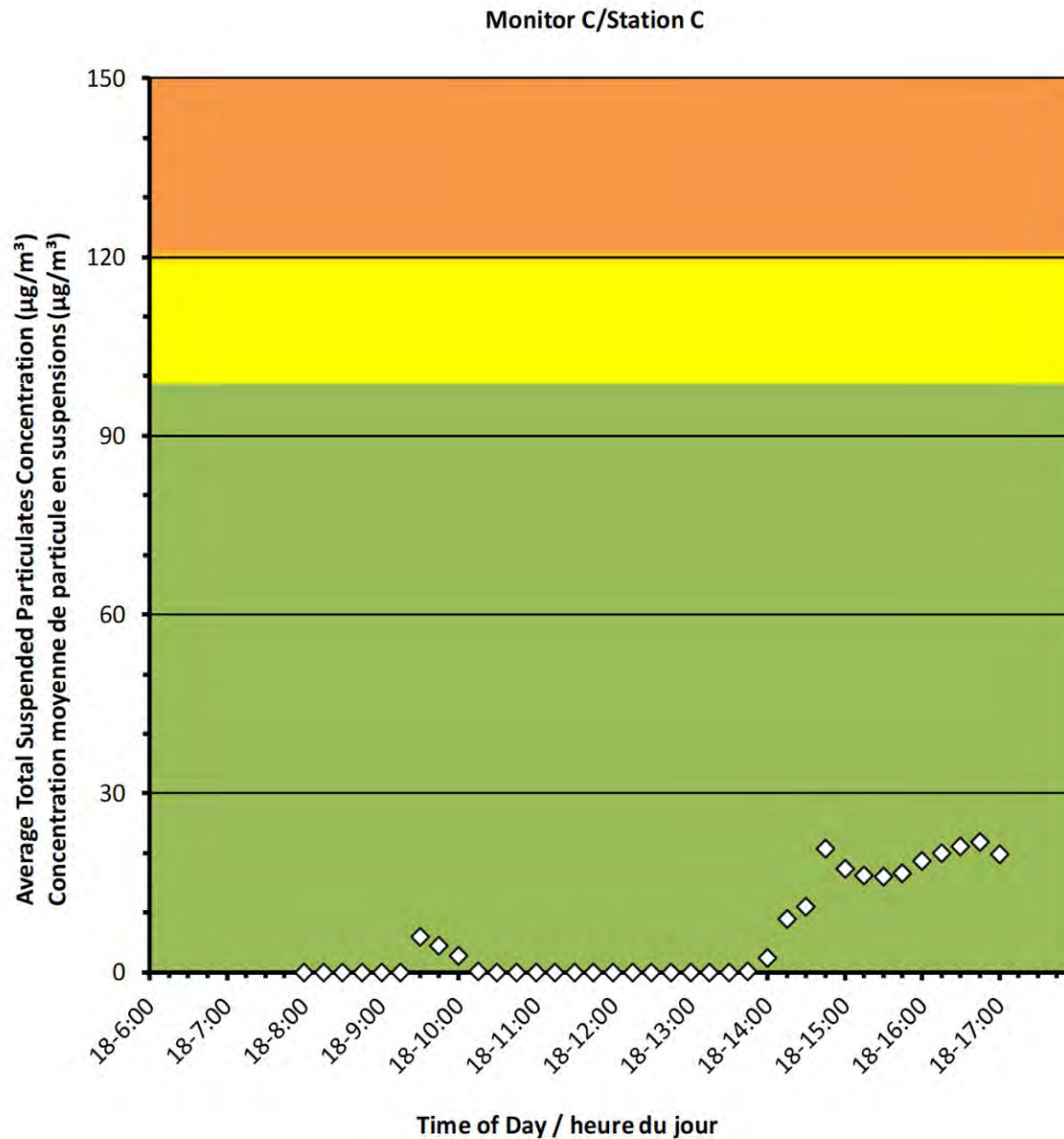
2020/02/18

Daily Statistics/Statistiques journalières

22	Maximum Concentration ($\mu\text{g}/\text{m}^3$) Concentration maximale ($\mu\text{g}/\text{m}^3$)
6	Average Concentration ($\mu\text{g}/\text{m}^3$) Concentration moyenne ($\mu\text{g}/\text{m}^3$)

Notes

No additional data. Aucune donnée additionnelle.



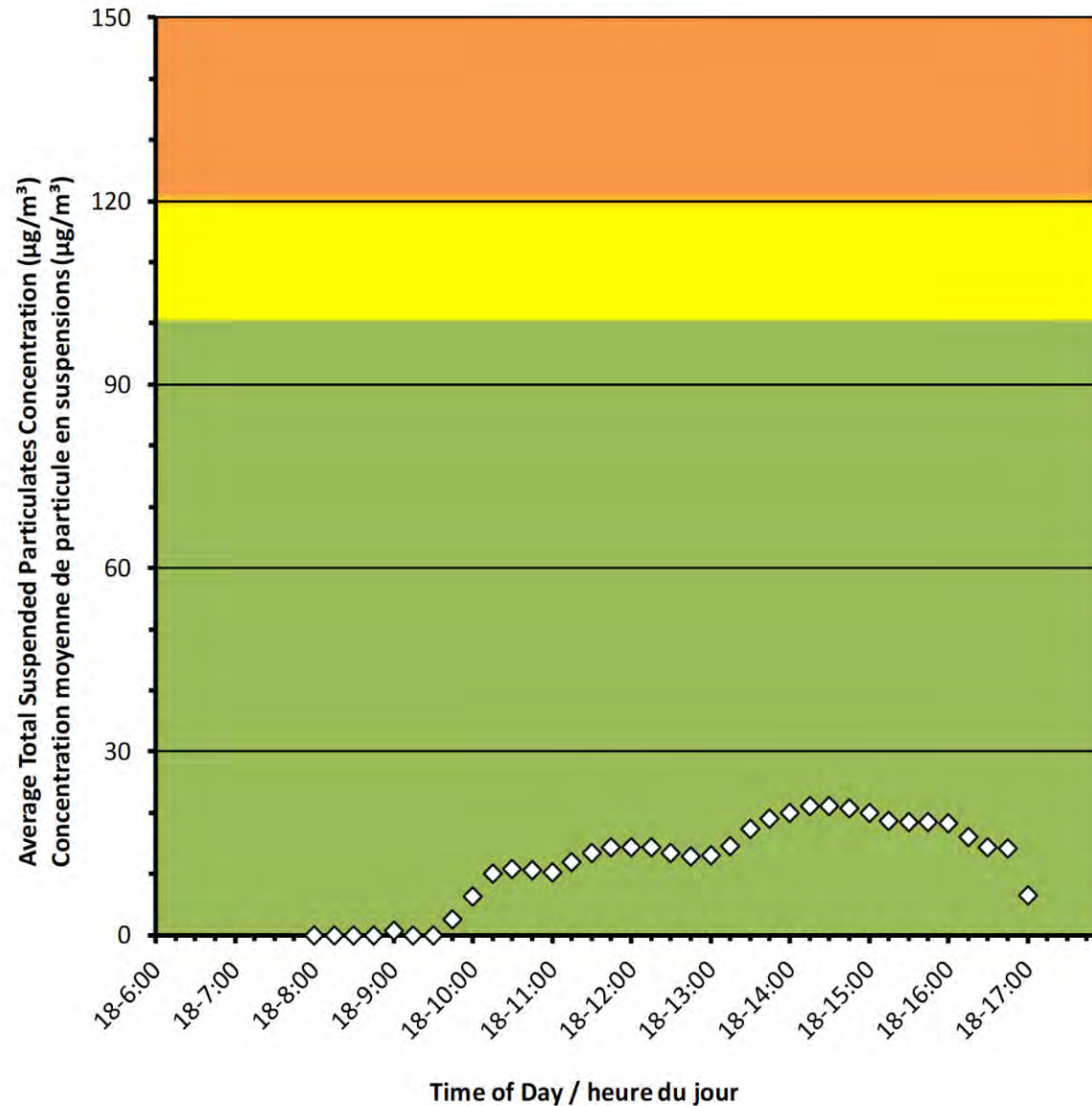


Monitor D/Station D

Port Granby Project Daily Dust Monitoring Data

Projet de Port Granby Surveillance journalière des particules en suspensions

2020/02/18



Daily Statistics/Statistiques journalières

21	Maximum Concentration (µg/m ³) Concentration maximale (µg/m ³)
12	Average Concentration (µg/m ³) Concentration moyenne (µg/m ³)

Notes

No additional data. Aucune donnée additionnelle.

Port Granby Project
Daily Dust Monitoring Data

Projet de Port Granby
Surveillance journalière des
particules en suspensions

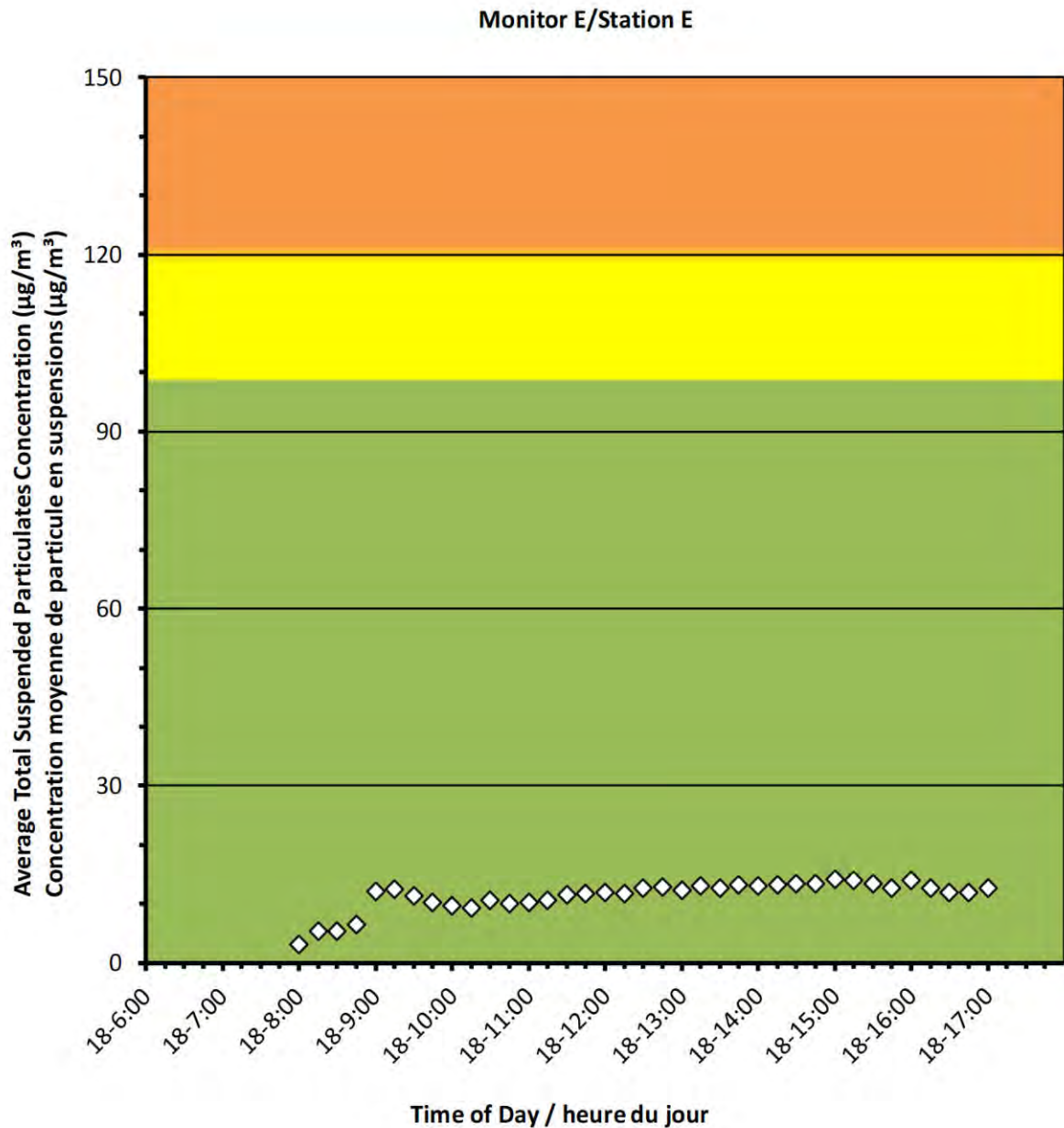
2020/02/18

Daily Statistics/Statistiques journalières

14	Maximum Concentration ($\mu\text{g}/\text{m}^3$) Concentration maximale ($\mu\text{g}/\text{m}^3$)
11	Average Concentration ($\mu\text{g}/\text{m}^3$) Concentration moyenne ($\mu\text{g}/\text{m}^3$)

Notes

No additional data. Aucune donnée additionnelle.



Port Granby Project
Daily Dust Monitoring Data

Projet de Port Granby
Surveillance journalière des
particules en suspensions

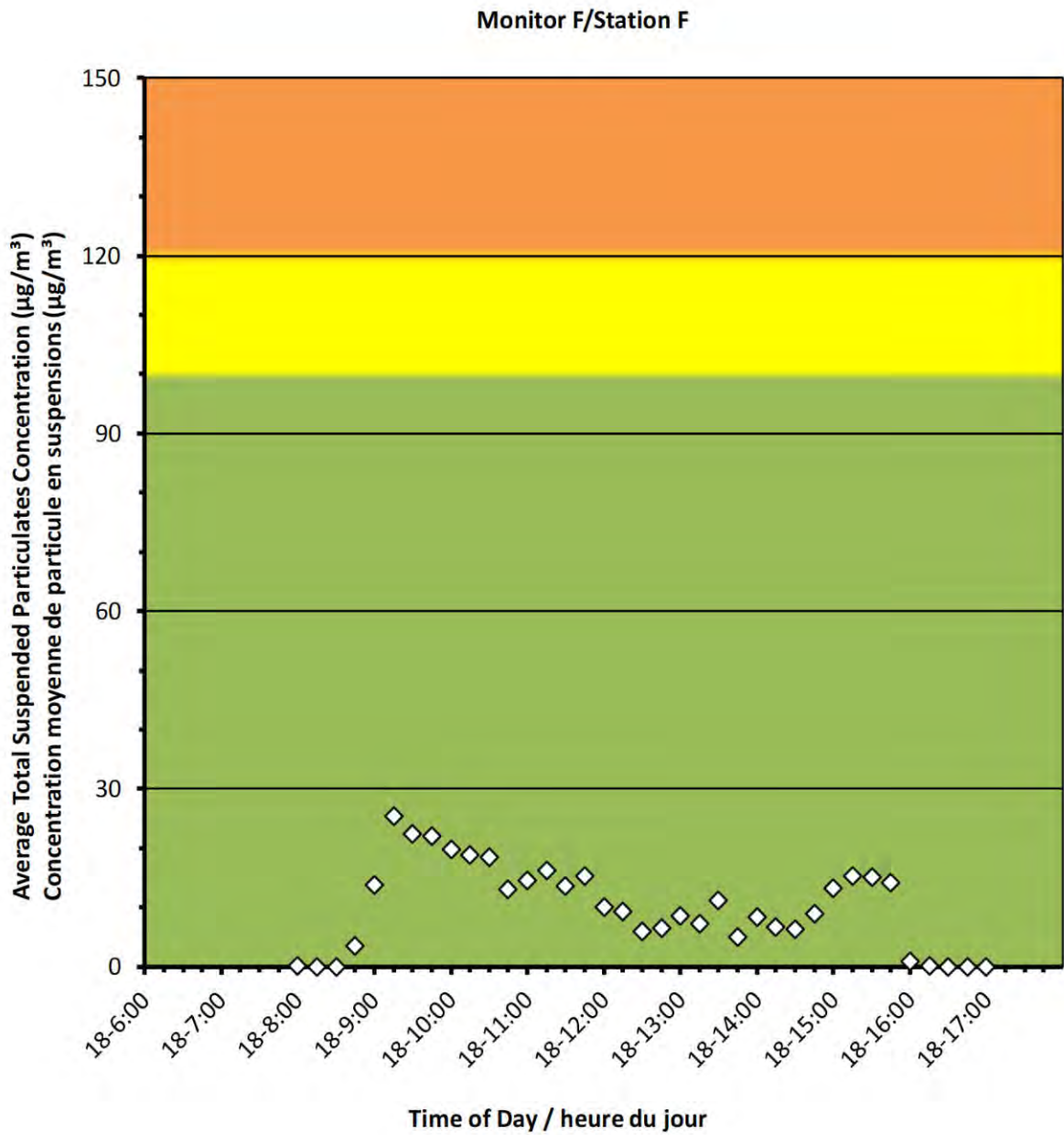
2020/02/18

Daily Statistics/Statistiques journalières

25	Maximum Concentration ($\mu\text{g}/\text{m}^3$) Concentration maximale ($\mu\text{g}/\text{m}^3$)
10	Average Concentration ($\mu\text{g}/\text{m}^3$) Concentration moyenne ($\mu\text{g}/\text{m}^3$)

Notes

No additional data. Aucune donnée additionnelle.





Canadian Nuclear Laboratories | Laboratoires Nucléaires Canadiens

Port Granby Project

Daily Dust Monitoring Data

Projet de Port Granby

Surveillance journalière des particules en suspensions

2020/02/19

Legend/Légende



Independent Dust Monitoring
Surveillance indépendante



Work Site perimeter
Périmètre du chantier général.



CNL Controlled Area
Périmètre du site sous le contrôle de LCN.

Port Granby Project
Daily Dust Monitoring Data

Projet de Port Granby
Surveillance journalière des
particules en suspensions

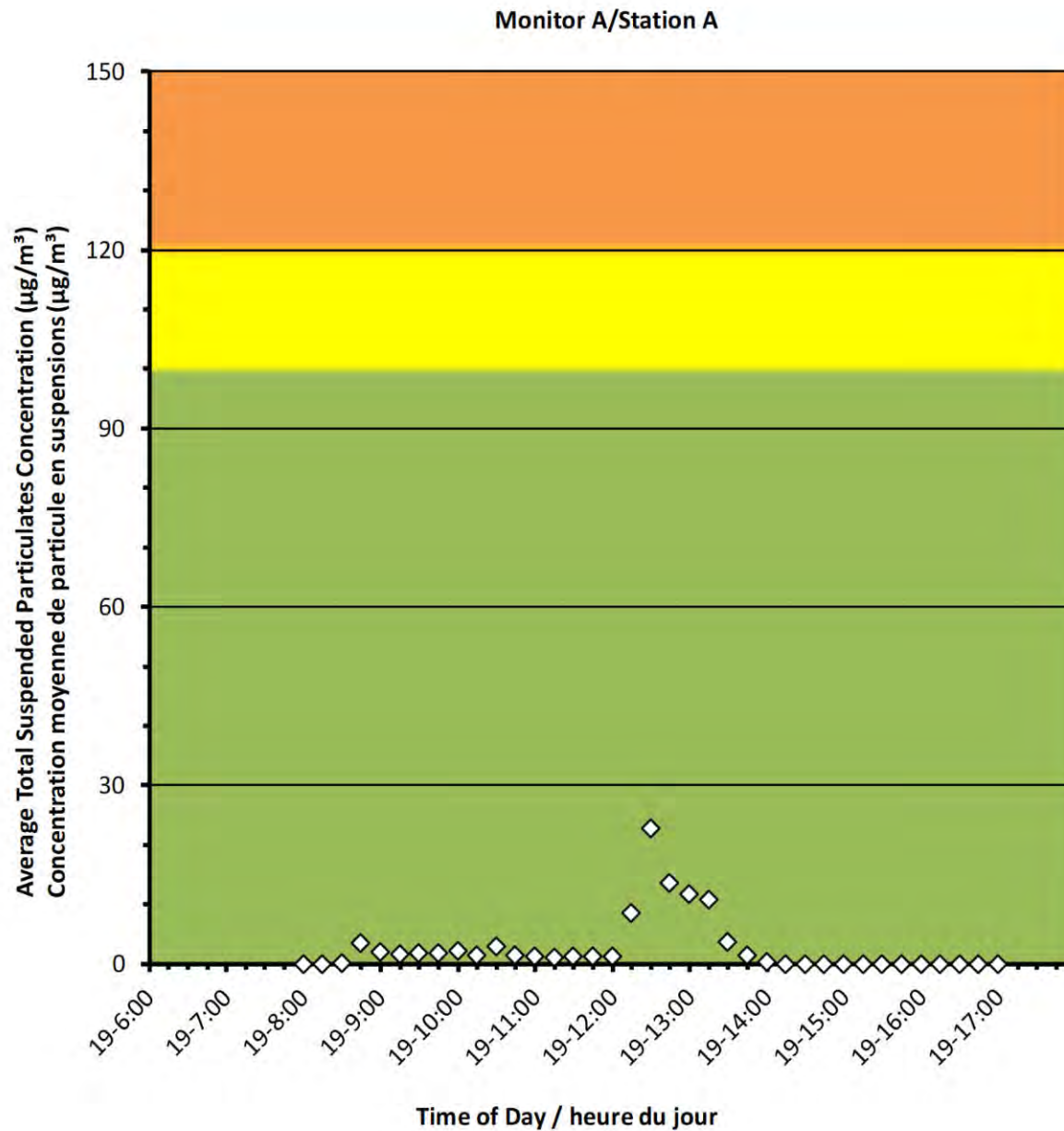
2020/02/19

Daily Statistics/Statistiques journalières

23	Maximum Concentration ($\mu\text{g}/\text{m}^3$) Concentration maximale ($\mu\text{g}/\text{m}^3$)
3	Average Concentration ($\mu\text{g}/\text{m}^3$) Concentration moyenne ($\mu\text{g}/\text{m}^3$)

Notes

No additional data. Aucune donnée additionnelle.





Port Granby Project Daily Dust Monitoring Data

Projet de Port Granby Surveillance journalière des particules en suspensions

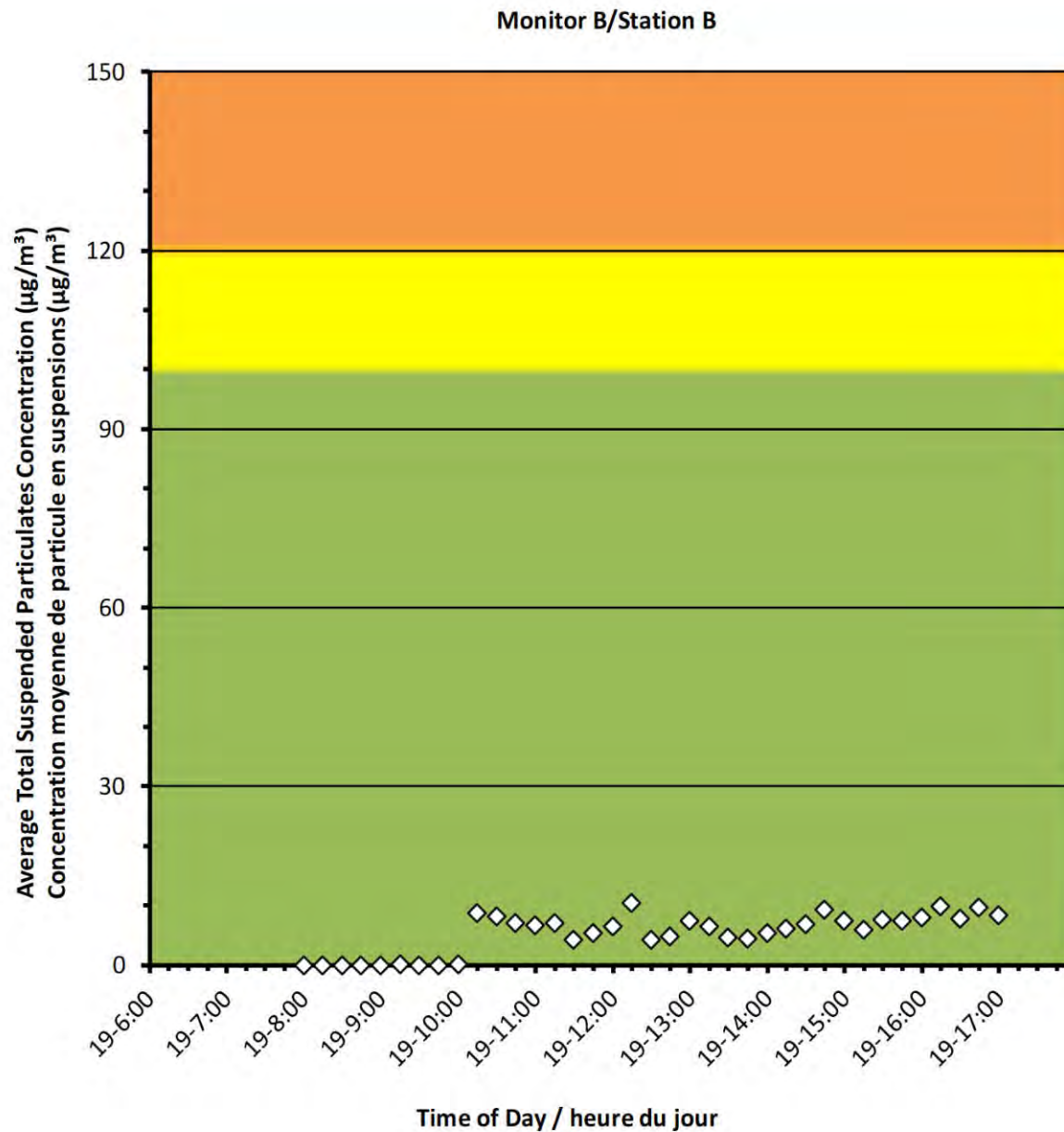
2020/02/19

Daily Statistics/Statistiques journalières

10	Maximum Concentration ($\mu\text{g}/\text{m}^3$) Concentration maximale ($\mu\text{g}/\text{m}^3$)
5	Average Concentration ($\mu\text{g}/\text{m}^3$) Concentration moyenne ($\mu\text{g}/\text{m}^3$)

Notes

No additional data. Aucune donnée
additionnelle.





Port Granby Project Daily Dust Monitoring Data

Projet de Port Granby Surveillance journalière des particules en suspensions

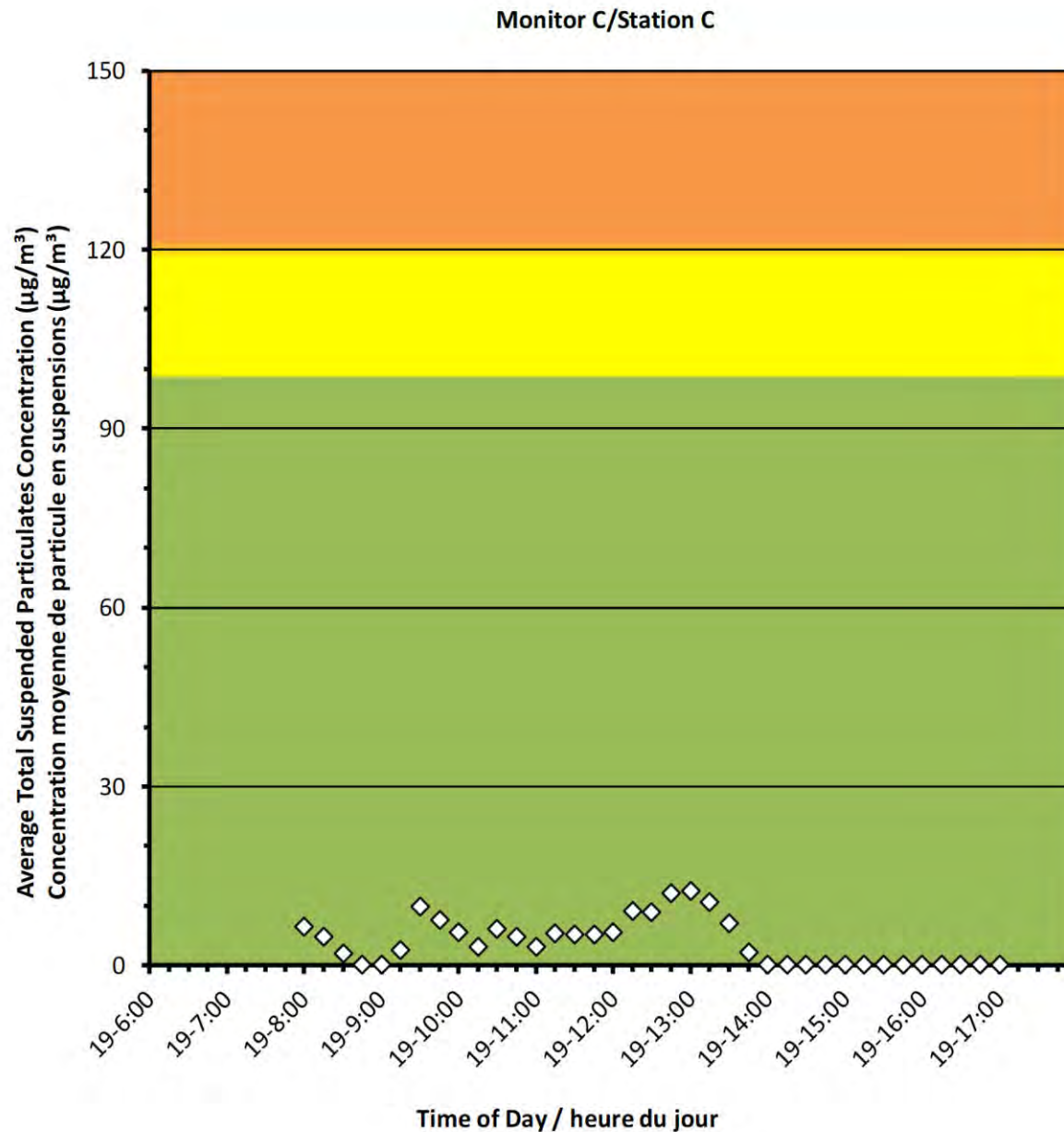
2020/02/19

Daily Statistics/Statistiques journalières

12	Maximum Concentration ($\mu\text{g}/\text{m}^3$) Concentration maximale ($\mu\text{g}/\text{m}^3$)
4	Average Concentration ($\mu\text{g}/\text{m}^3$) Concentration moyenne ($\mu\text{g}/\text{m}^3$)

Notes

No additional data. Aucune donnée
additionnelle.





Port Granby Project Daily Dust Monitoring Data

Projet de Port Granby Surveillance journalière des particules en suspensions

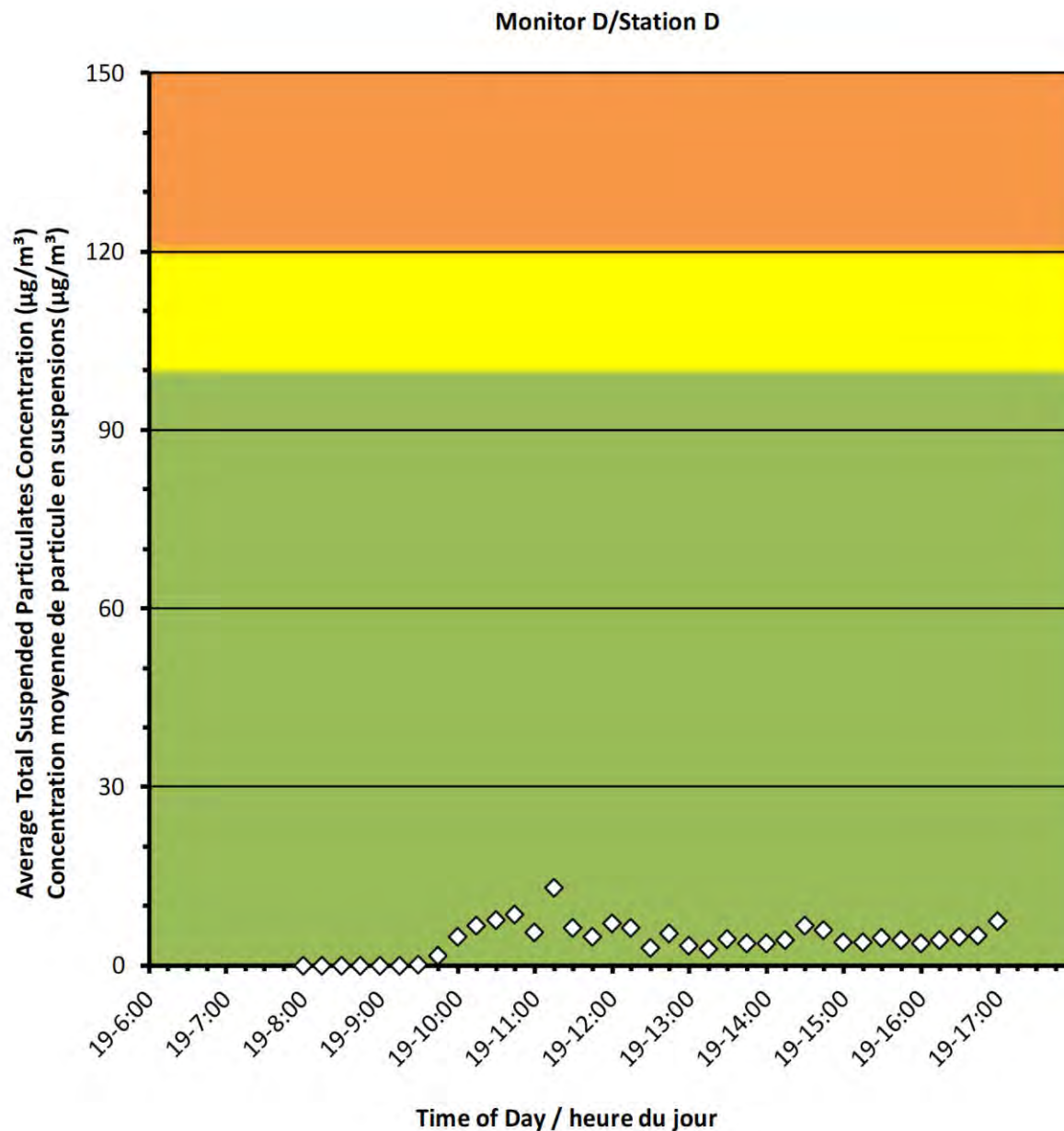
2020/02/19

Daily Statistics/Statistiques journalières

13	Maximum Concentration ($\mu\text{g}/\text{m}^3$) Concentration maximale ($\mu\text{g}/\text{m}^3$)
4	Average Concentration ($\mu\text{g}/\text{m}^3$) Concentration moyenne ($\mu\text{g}/\text{m}^3$)

Notes

No additional data. Aucune donnée
additionnelle.





Port Granby Project Daily Dust Monitoring Data

Projet de Port Granby Surveillance journalière des particules en suspensions

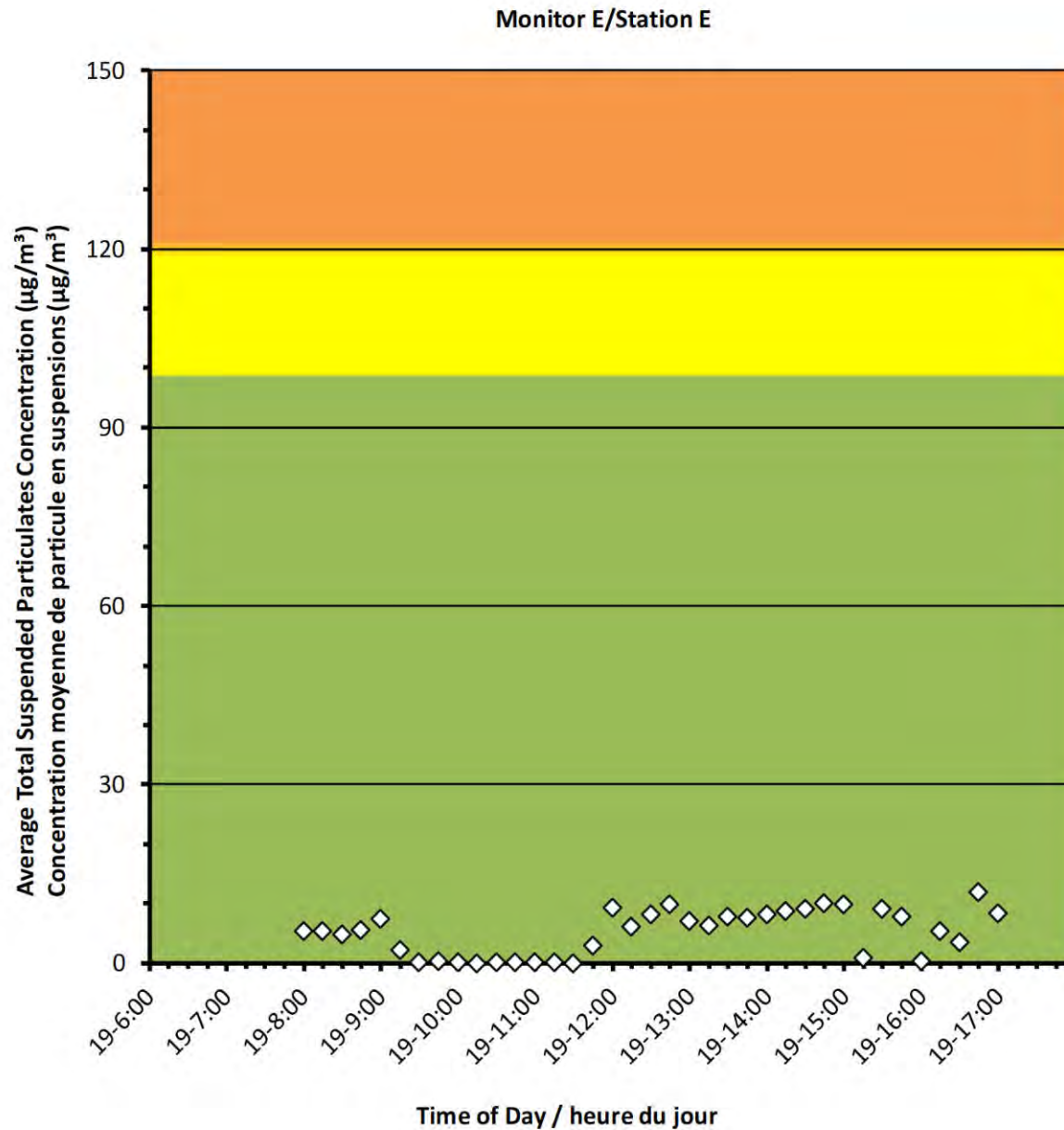
2020/02/19

Daily Statistics/Statistiques journalières

12	Maximum Concentration ($\mu\text{g}/\text{m}^3$) Concentration maximale ($\mu\text{g}/\text{m}^3$)
5	Average Concentration ($\mu\text{g}/\text{m}^3$) Concentration moyenne ($\mu\text{g}/\text{m}^3$)

Notes

No additional data. Aucune donnée
additionnelle.





Port Granby Project Daily Dust Monitoring Data

Projet de Port Granby Surveillance journalière des particules en suspensions

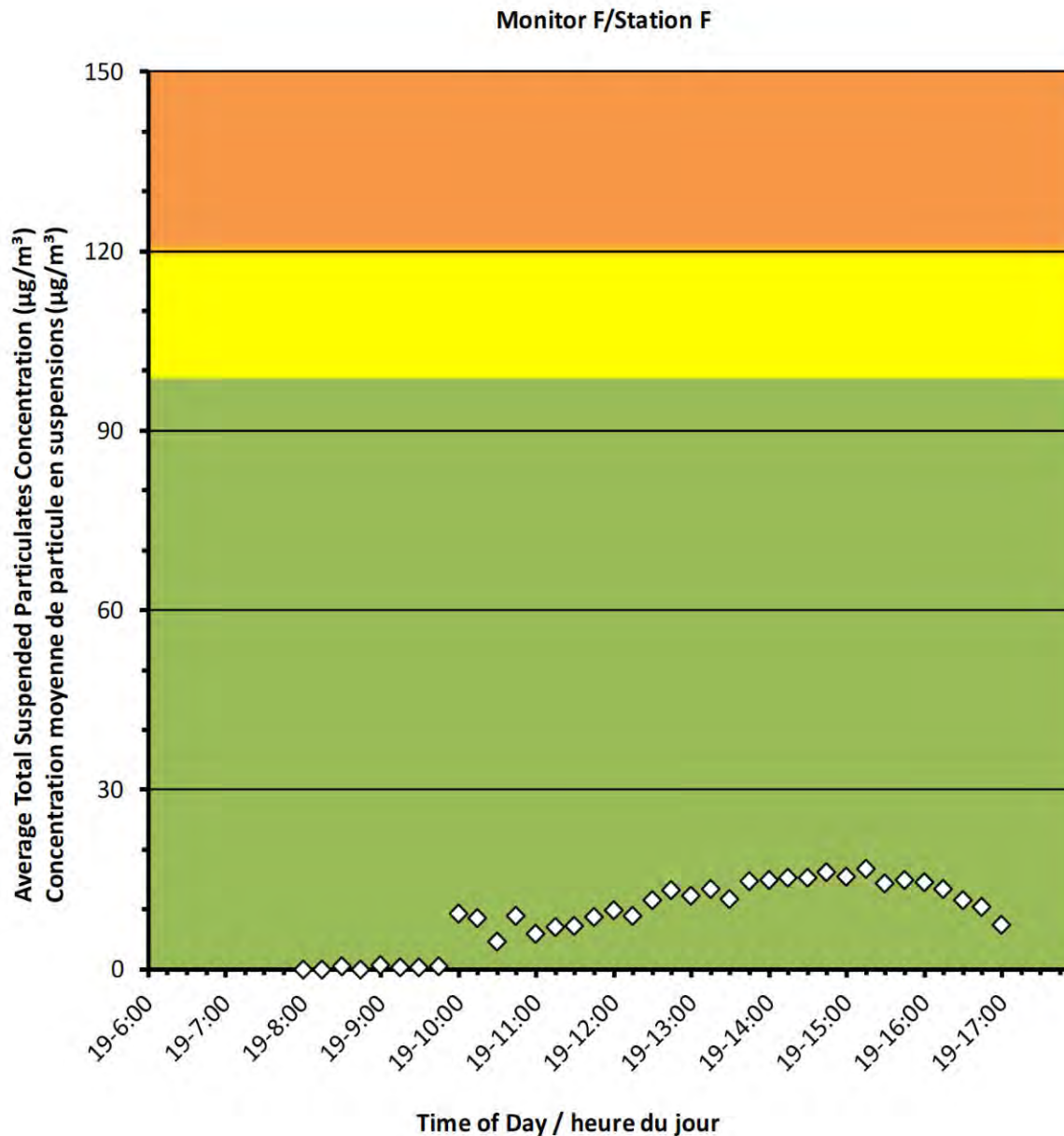
2020/02/19

Daily Statistics/Statistiques journalières

17	Maximum Concentration ($\mu\text{g}/\text{m}^3$) Concentration maximale ($\mu\text{g}/\text{m}^3$)
9	Average Concentration ($\mu\text{g}/\text{m}^3$) Concentration moyenne ($\mu\text{g}/\text{m}^3$)

Notes

No additional data. Aucune donnée additionnelle.





Canadian Nuclear
Laboratories

Laboratoires Nucléaires
Canadiens

Port Granby Project




Daily Dust Monitoring Data

Projet de Port Granby

Surveillance journalière des particules en suspensions

2020/02/20

Legend/Légende

-  Independent Dust Monitoring
Surveillance indépendante
-  Work Site perimeter
Périmètre du chantier general.
-  CNL Controlled Area
Périmètre du site sous le control de
LCN.

Port Granby Project
Daily Dust Monitoring Data

Projet de Port Granby
Surveillance journalière des
particules en suspensions

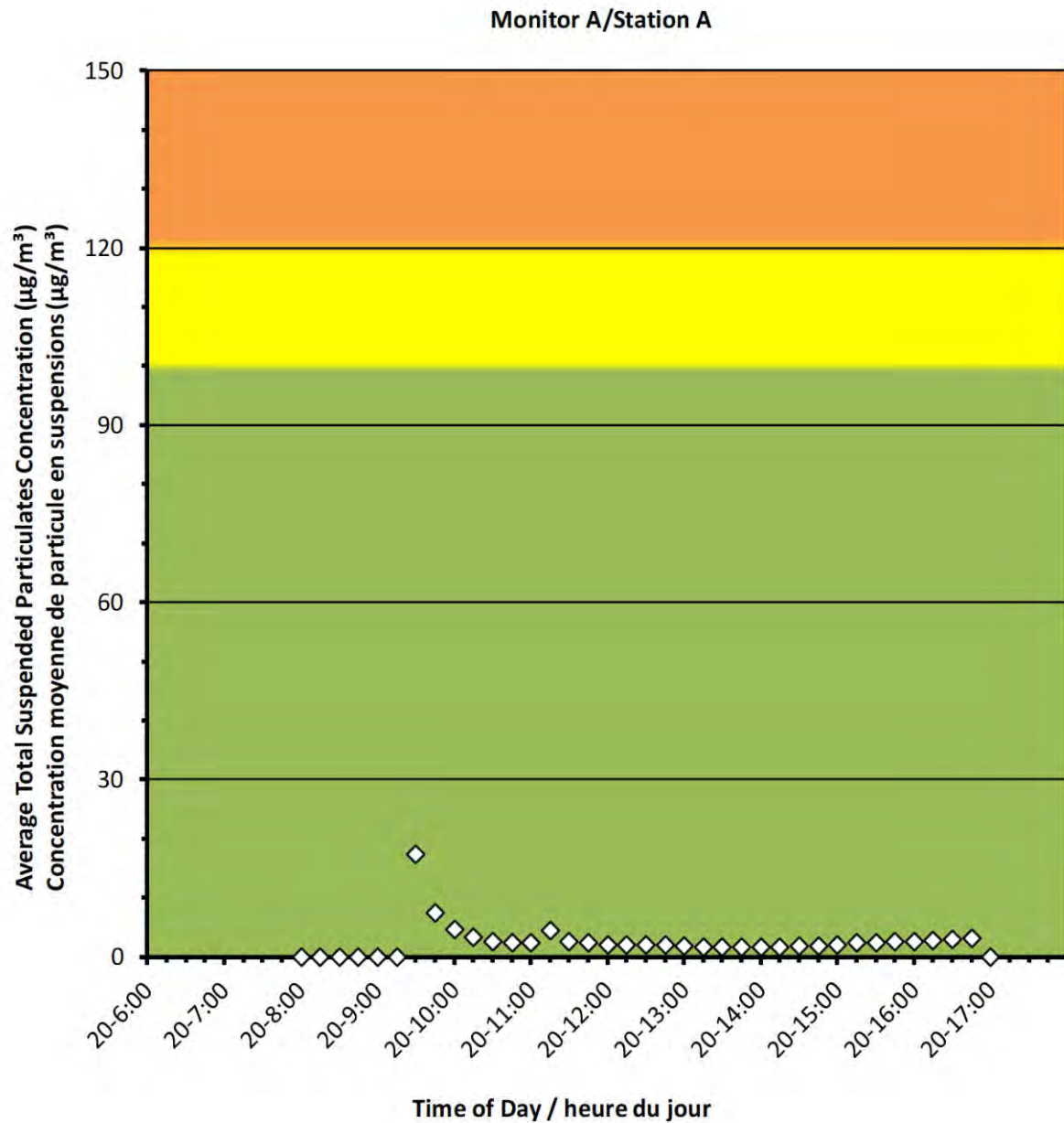
2020/02/20

Daily Statistics/Statistiques journalières

17	Maximum Concentration ($\mu\text{g}/\text{m}^3$) Concentration maximale ($\mu\text{g}/\text{m}^3$)
2	Average Concentration ($\mu\text{g}/\text{m}^3$) Concentration moyenne ($\mu\text{g}/\text{m}^3$)

Notes

No additional data. Aucune donnée additionnelle.





Port Granby Project Daily Dust Monitoring Data

Projet de Port Granby Surveillance journalière des particules en suspensions

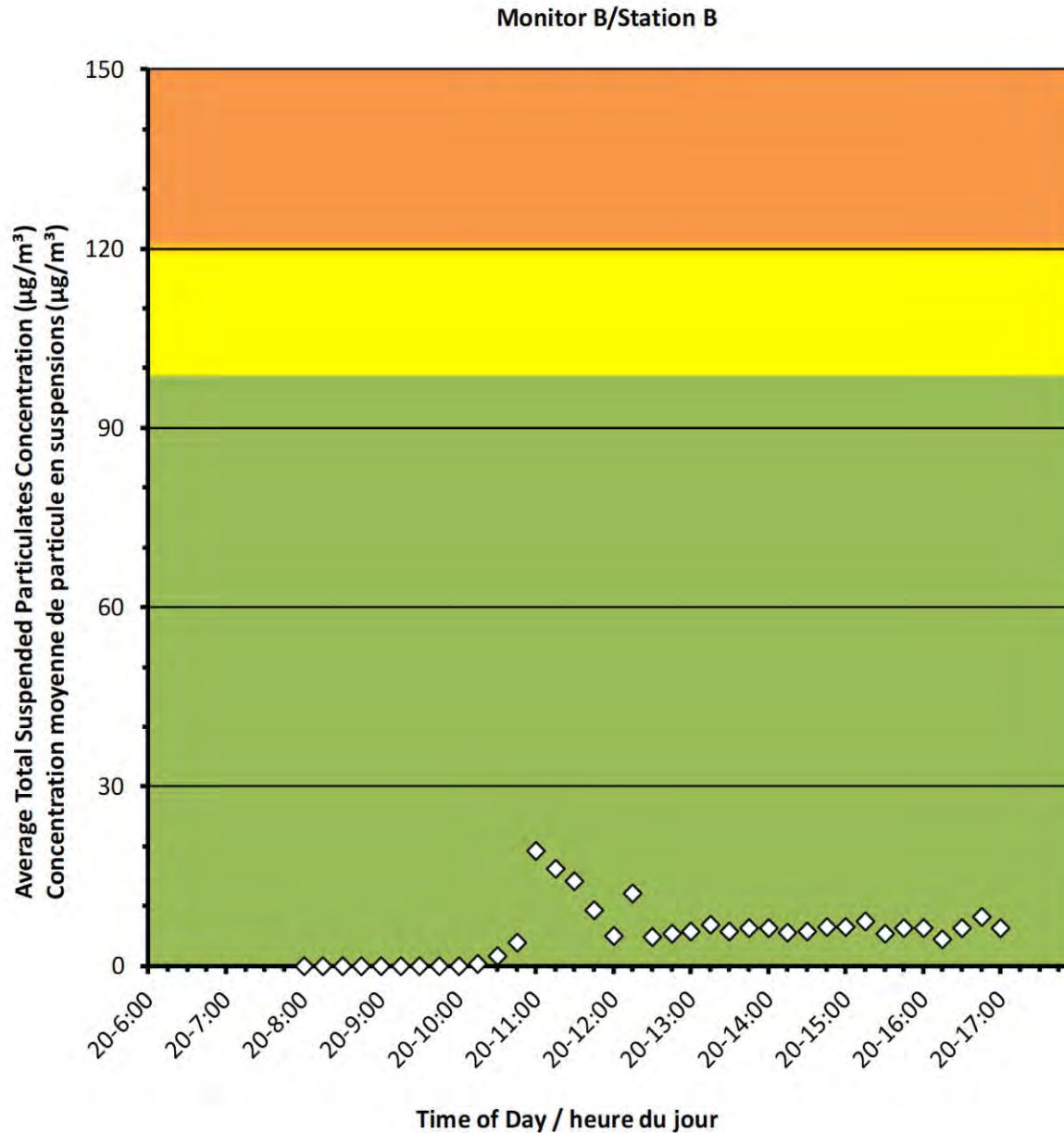
2020/02/20

Daily Statistics/Statistiques journalières

19	Maximum Concentration ($\mu\text{g}/\text{m}^3$) Concentration maximale ($\mu\text{g}/\text{m}^3$)
5	Average Concentration ($\mu\text{g}/\text{m}^3$) Concentration moyenne ($\mu\text{g}/\text{m}^3$)

Notes

No additional data. Aucune donnée additionnelle.





Port Granby Project Daily Dust Monitoring Data

Projet de Port Granby Surveillance journalière des particules en suspensions

2020/02/20

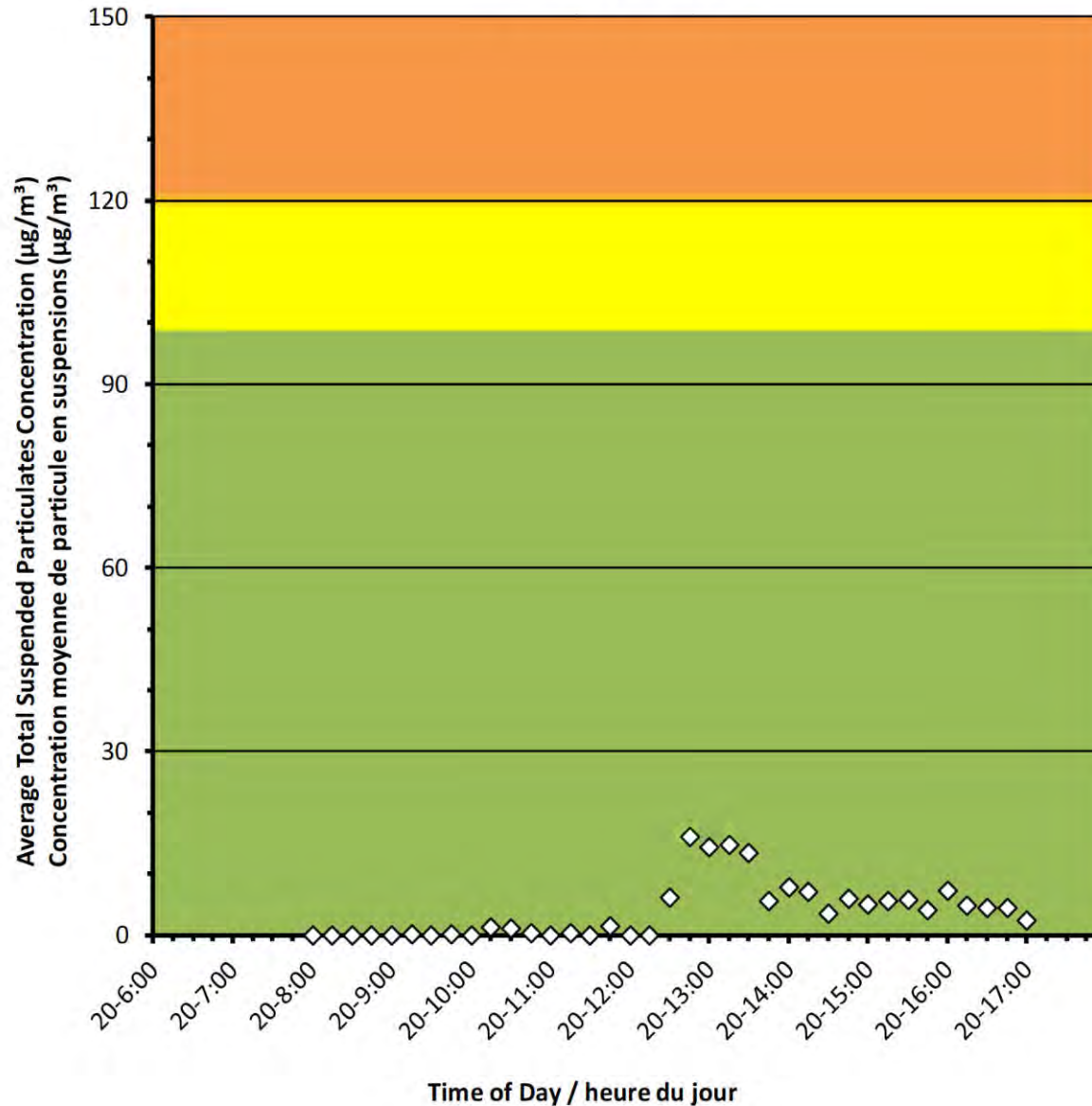
Daily Statistics/Statistiques journalières

16	Maximum Concentration ($\mu\text{g}/\text{m}^3$) Concentration maximale ($\mu\text{g}/\text{m}^3$)
4	Average Concentration ($\mu\text{g}/\text{m}^3$) Concentration moyenne ($\mu\text{g}/\text{m}^3$)

Notes

No additional data. Aucune donnée
additionnelle.

Monitor C/Station C





Port Granby Project Daily Dust Monitoring Data

Projet de Port Granby Surveillance journalière des particules en suspensions

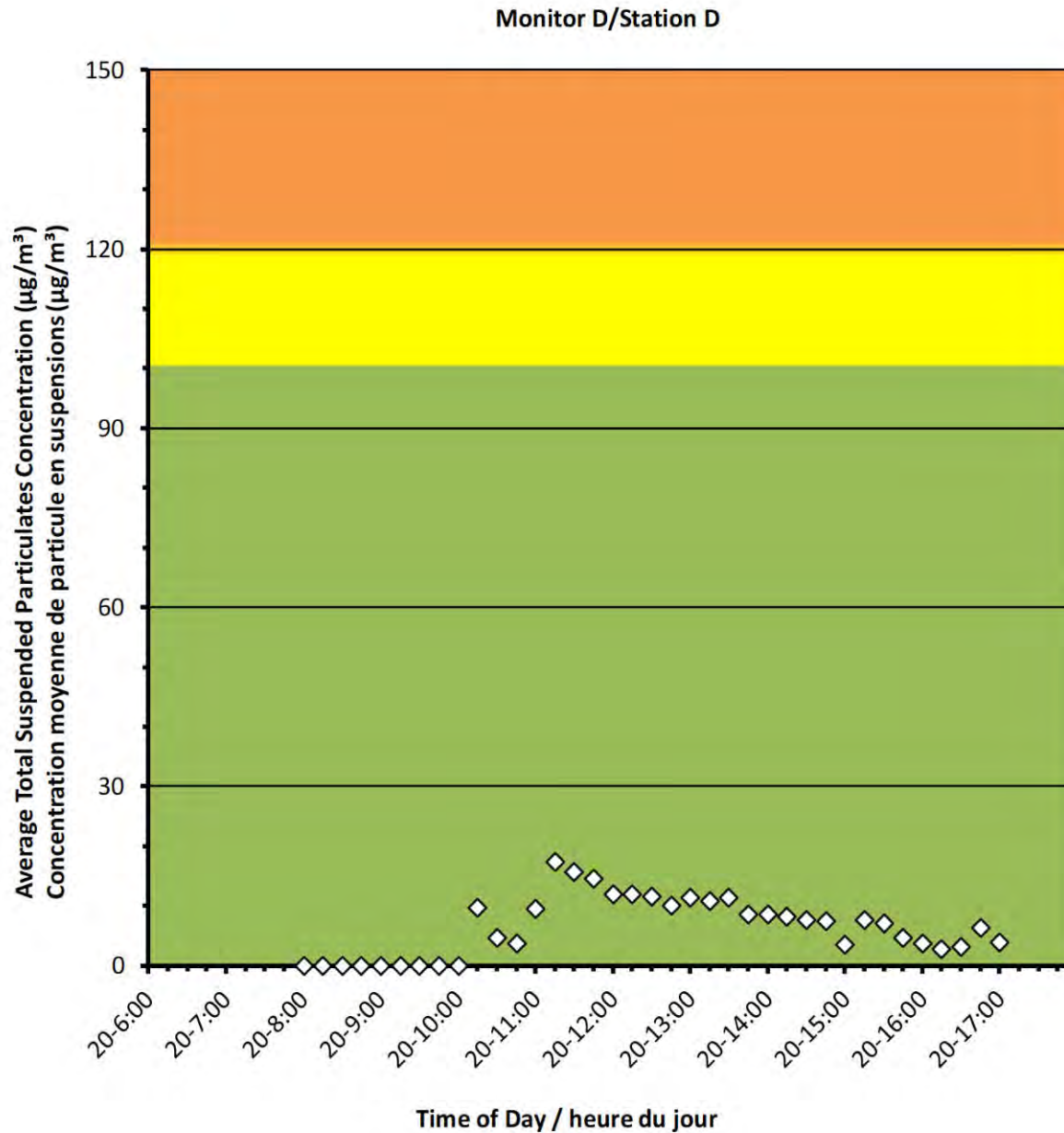
2020/02/20

Daily Statistics/Statistiques journalières

17	Maximum Concentration ($\mu\text{g}/\text{m}^3$) Concentration maximale ($\mu\text{g}/\text{m}^3$)
6	Average Concentration ($\mu\text{g}/\text{m}^3$) Concentration moyenne ($\mu\text{g}/\text{m}^3$)

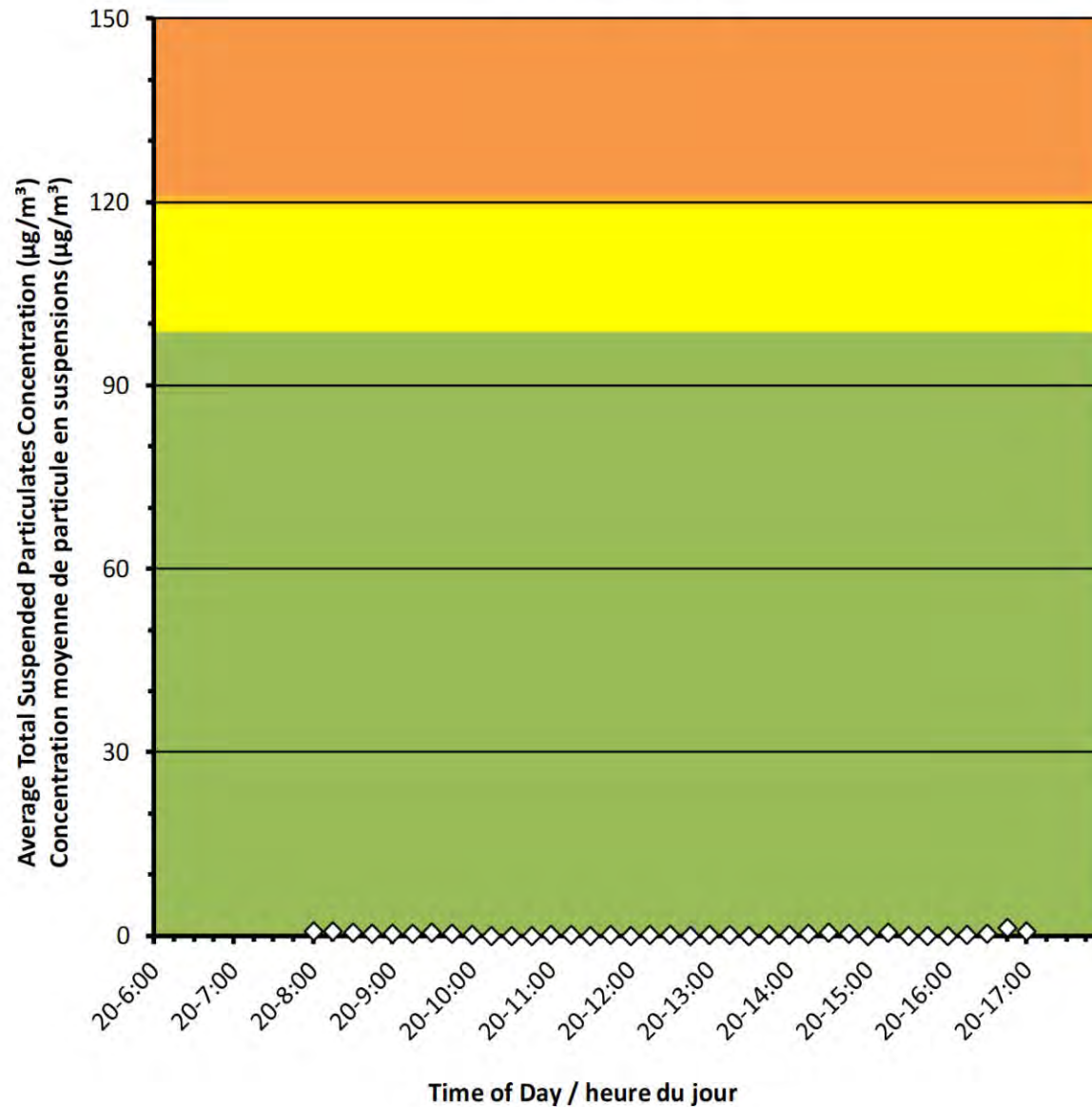
Notes

No additional data. Aucune donnée
additionnelle.





Monitor E/Station E



Port Granby Project Daily Dust Monitoring Data

Projet de Port Granby Surveillance journalière des particules en suspensions

2020/02/20

Daily Statistics/Statistiques journalières

1	Maximum Concentration (µg/m ³) Concentration maximale (µg/m ³)
0	Average Concentration (µg/m ³) Concentration moyenne (µg/m ³)

Notes

No additional data. Aucune donnée additionnelle.

Port Granby Project
Daily Dust Monitoring Data

Projet de Port Granby
Surveillance journalière des
particules en suspensions

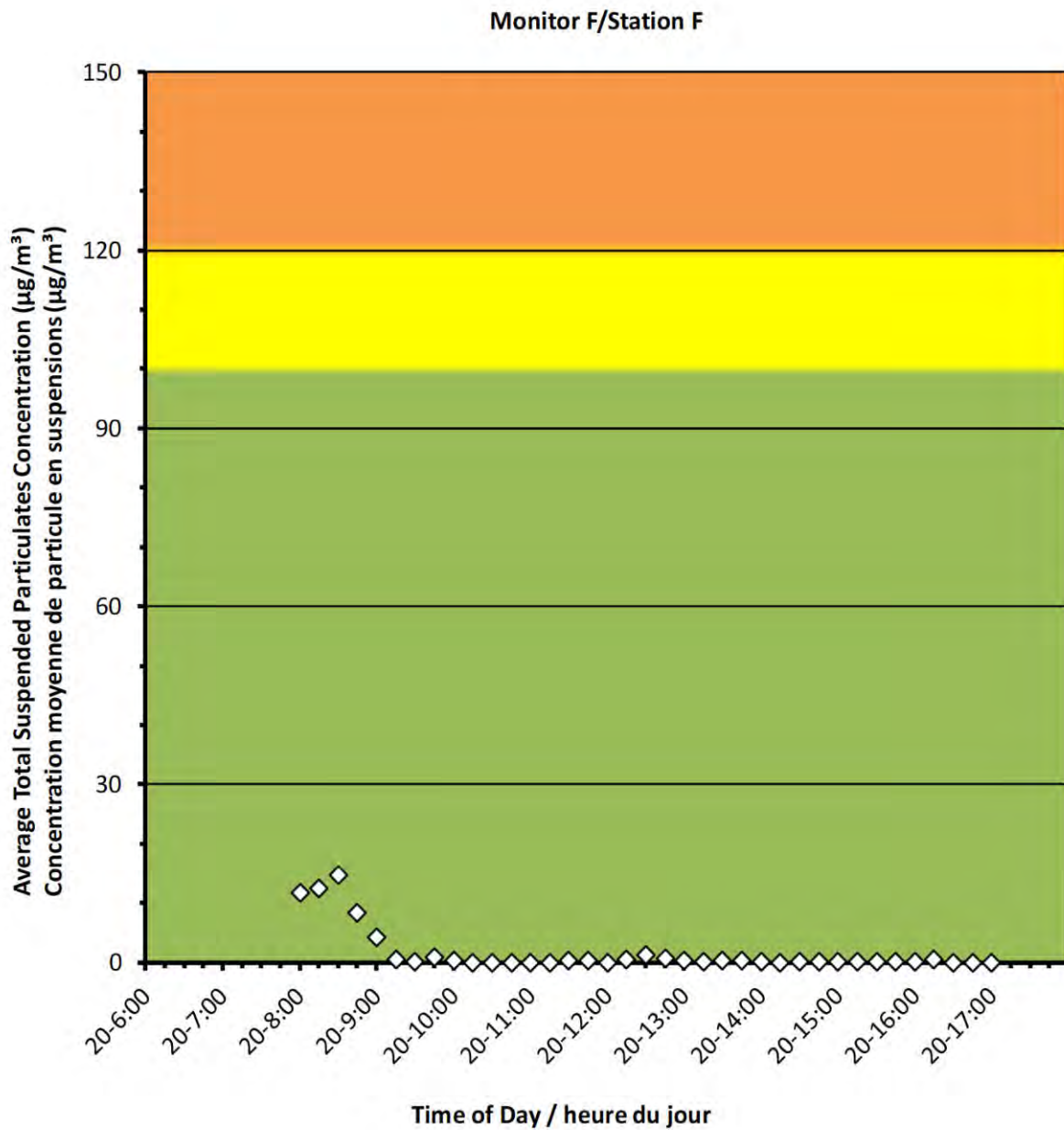
2020/02/20

Daily Statistics/Statistiques journalières

15	Maximum Concentration ($\mu\text{g}/\text{m}^3$) Concentration maximale ($\mu\text{g}/\text{m}^3$)
2	Average Concentration ($\mu\text{g}/\text{m}^3$) Concentration moyenne ($\mu\text{g}/\text{m}^3$)

Notes

No additional data. Aucune donnée additionnelle.





Canadian Nuclear
Laboratories

Laboratoires Nucléaires
Canadiens

Port Granby Project

Daily Dust Monitoring Data

Projet de Port Granby

Surveillance journalière des particules en suspensions

2020/02/21

Legend/Légende



Independent Dust Monitoring
Surveillance indépendante



Work Site perimeter
Périmètre du chantier general.



CNL Controlled Area
Périmètre du site sous le control de
LCN.



Port Granby Project Daily Dust Monitoring Data

Projet de Port Granby Surveillance journalière des particules en suspensions

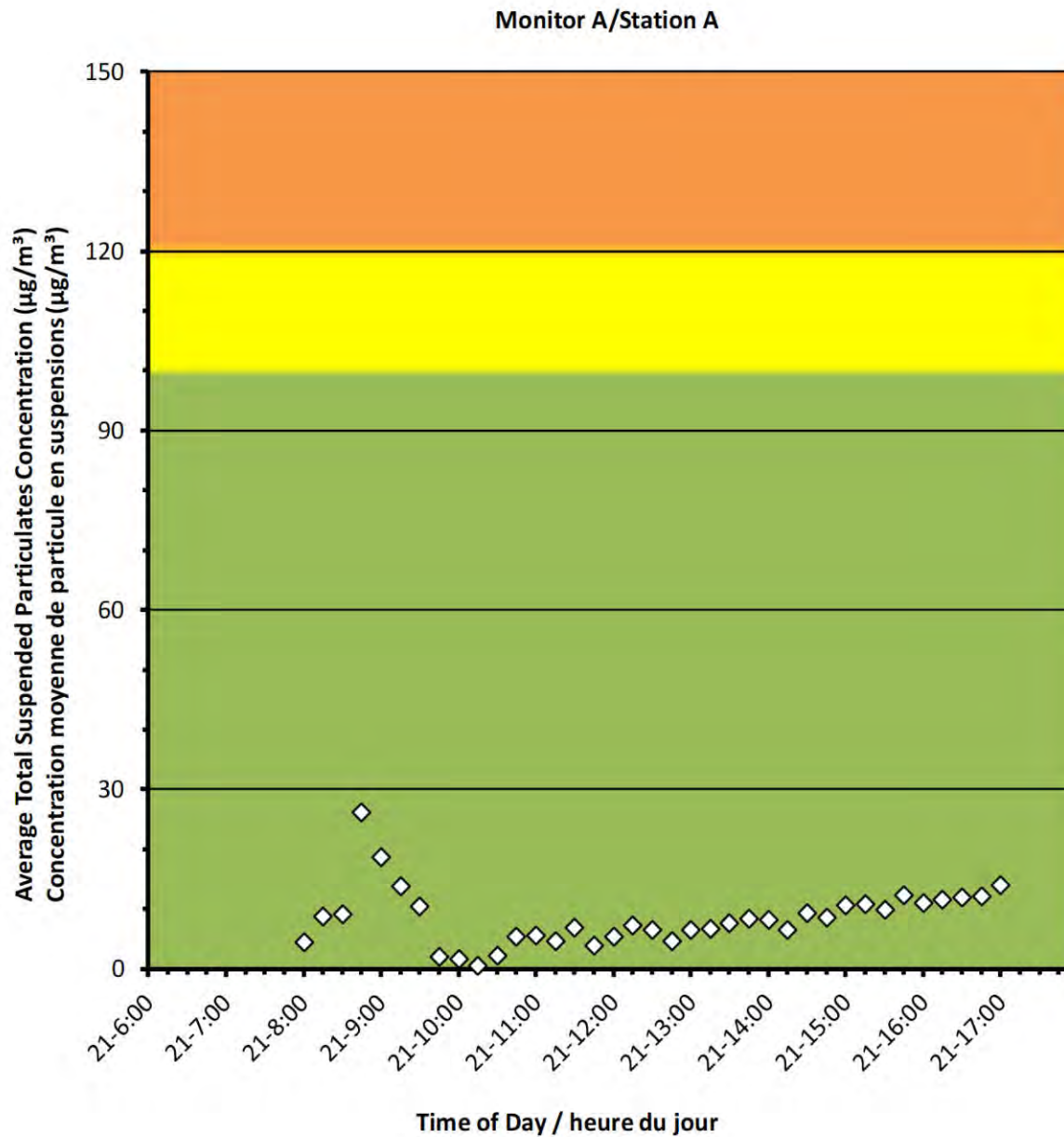
2020/02/21

Daily Statistics/Statistiques journalières

26	Maximum Concentration ($\mu\text{g}/\text{m}^3$) Concentration maximale ($\mu\text{g}/\text{m}^3$)
9	Average Concentration ($\mu\text{g}/\text{m}^3$) Concentration moyenne ($\mu\text{g}/\text{m}^3$)

Notes

No additional data. Aucune donnée additionnelle.



Port Granby Project
Daily Dust Monitoring Data

Projet de Port Granby
Surveillance journalière des
particules en suspensions

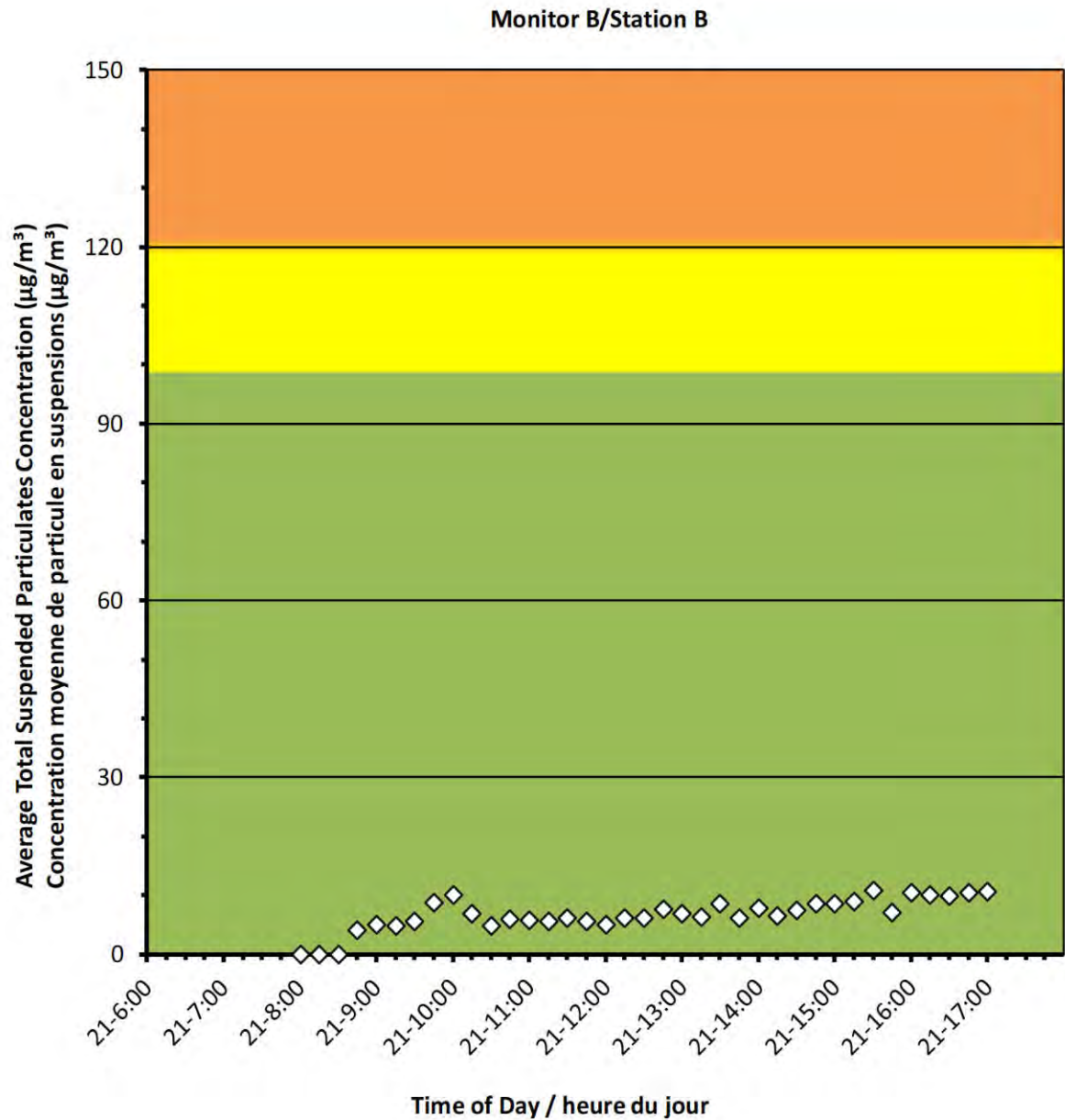
2020/02/21

Daily Statistics/Statistiques journalières

11	Maximum Concentration ($\mu\text{g}/\text{m}^3$) Concentration maximale ($\mu\text{g}/\text{m}^3$)
7	Average Concentration ($\mu\text{g}/\text{m}^3$) Concentration moyenne ($\mu\text{g}/\text{m}^3$)

Notes

No additional data. Aucune donnée additionnelle.



Port Granby Project
Daily Dust Monitoring Data

Projet de Port Granby
Surveillance journalière des
particules en suspensions

2020/02/21

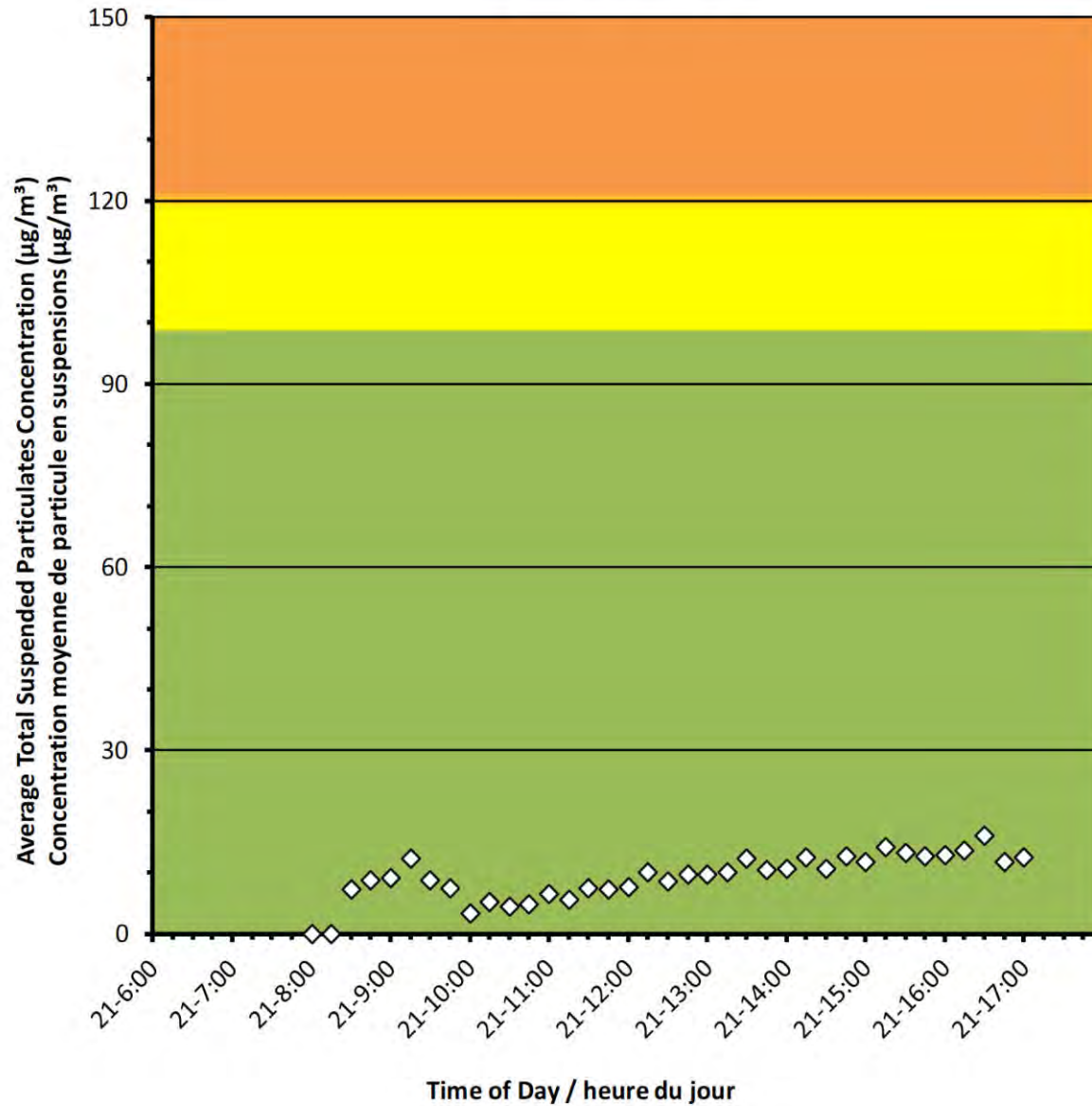
Daily Statistics/Statistiques journalières

16	Maximum Concentration ($\mu\text{g}/\text{m}^3$) Concentration maximale ($\mu\text{g}/\text{m}^3$)
9	Average Concentration ($\mu\text{g}/\text{m}^3$) Concentration moyenne ($\mu\text{g}/\text{m}^3$)

Notes

No additional data. Aucune donnée additionnelle.

Monitor C/Station C



Port Granby Project
Daily Dust Monitoring Data

Projet de Port Granby
Surveillance journalière des
particules en suspensions

2020/02/21

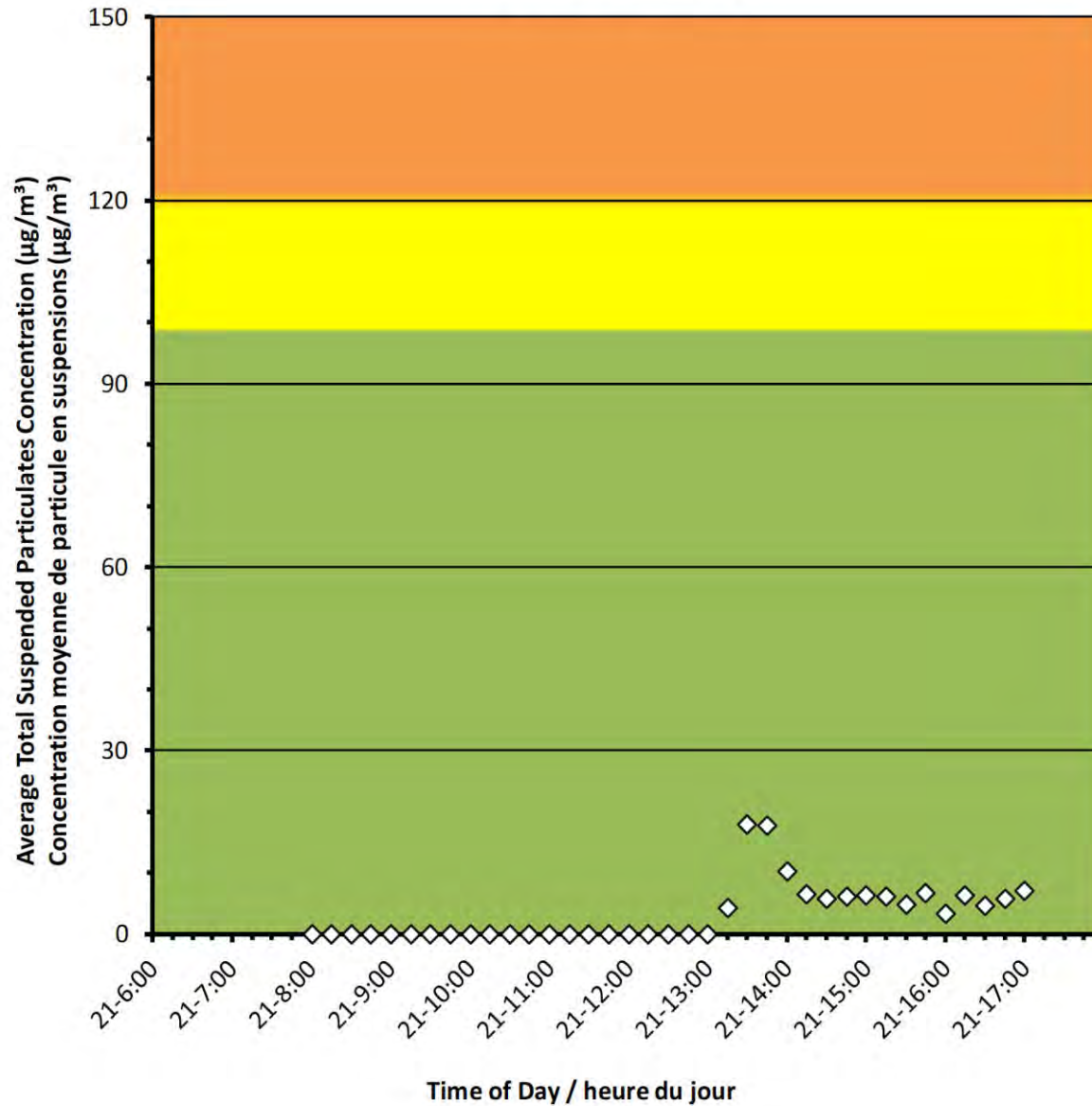
Daily Statistics/Statistiques journalières

18	Maximum Concentration ($\mu\text{g}/\text{m}^3$) Concentration maximale ($\mu\text{g}/\text{m}^3$)
3	Average Concentration ($\mu\text{g}/\text{m}^3$) Concentration moyenne ($\mu\text{g}/\text{m}^3$)

Notes

No additional data. Aucune donnée additionnelle.

Monitor D/Station D



Port Granby Project
Daily Dust Monitoring Data

Projet de Port Granby
Surveillance journalière des
particules en suspensions

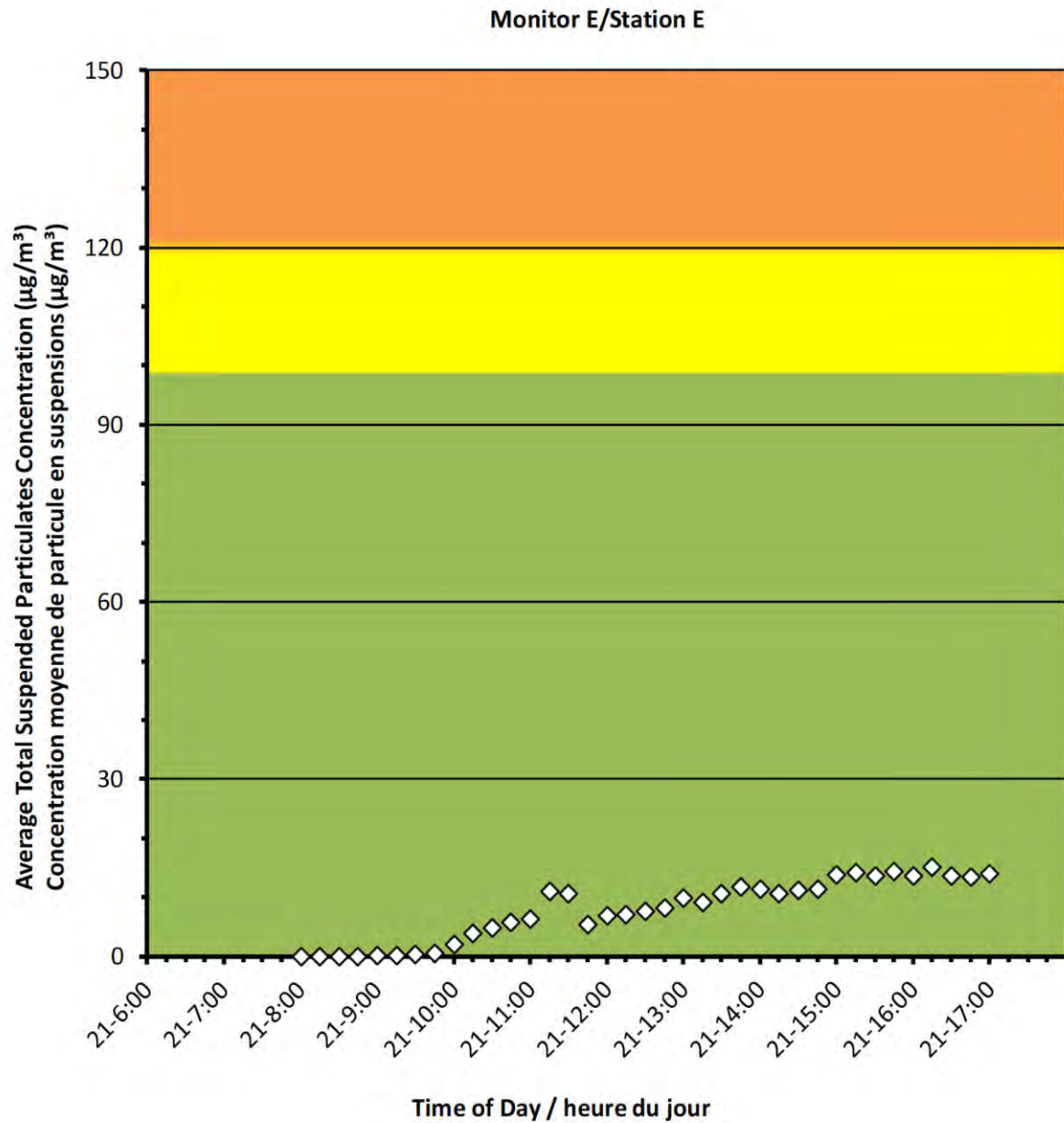
2020/02/21

Daily Statistics/Statistiques journalières

15	Maximum Concentration ($\mu\text{g}/\text{m}^3$) Concentration maximale ($\mu\text{g}/\text{m}^3$)
8	Average Concentration ($\mu\text{g}/\text{m}^3$) Concentration moyenne ($\mu\text{g}/\text{m}^3$)

Notes

No additional data. Aucune donnée additionnelle.





Port Granby Project Daily Dust Monitoring Data

Projet de Port Granby Surveillance journalière des particules en suspensions

2020/02/21

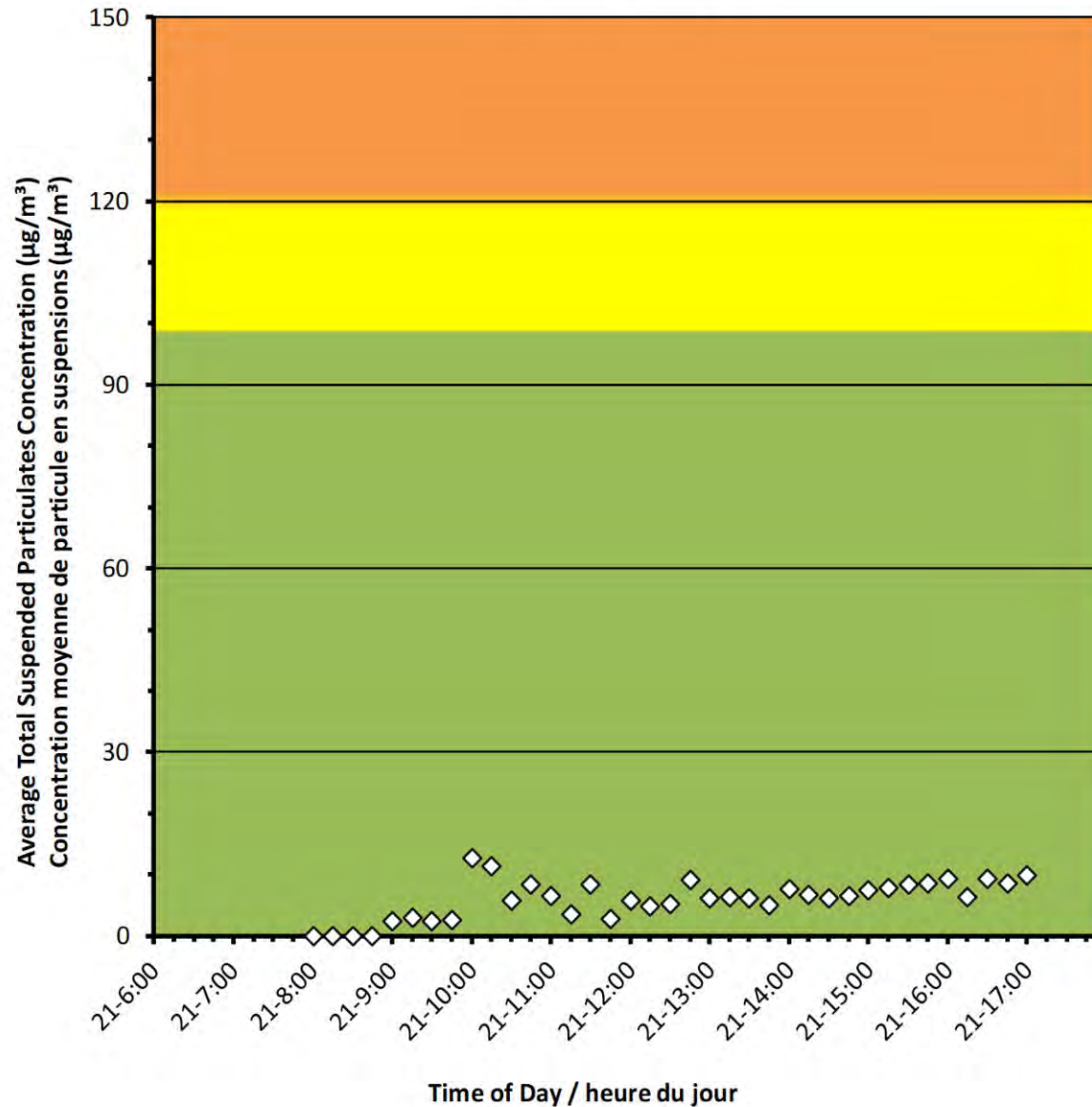
Daily Statistics/Statistiques journalières

13	Maximum Concentration ($\mu\text{g}/\text{m}^3$) Concentration maximale ($\mu\text{g}/\text{m}^3$)
6	Average Concentration ($\mu\text{g}/\text{m}^3$) Concentration moyenne ($\mu\text{g}/\text{m}^3$)

Notes

No additional data. Aucune donnée
additionnelle.

Monitor F/Station F





Canadian Nuclear
Laboratories

Laboratoires Nucléaires
Canadiens

Port Granby Project




Daily Dust Monitoring Data

Projet de Port Granby

Surveillance journalière des particules en suspensions

2020/02/24

Legend/Légende

-  Independent Dust Monitoring
Surveillance indépendante
-  Work Site perimeter
Périmètre du chantier general.
-  CNL Controlled Area
Périmètre du site sous le control de
LCN.



Monitor A/Station A

Port Granby Project Daily Dust Monitoring Data

Projet de Port Granby Surveillance journalière des particules en suspensions

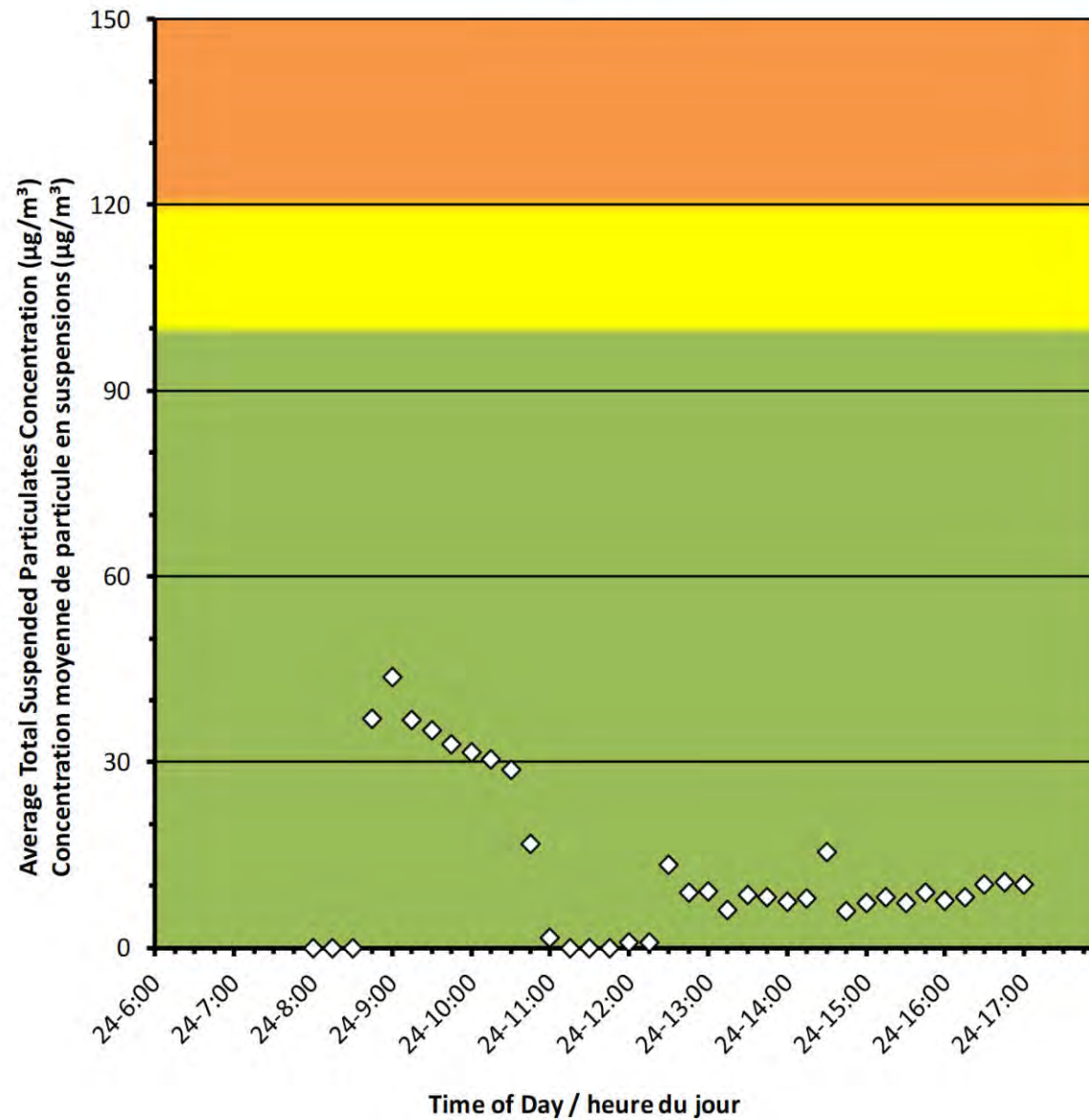
2020/02/24

Daily Statistics/Statistiques journalières

44	Maximum Concentration ($\mu\text{g}/\text{m}^3$) Concentration maximale ($\mu\text{g}/\text{m}^3$)
13	Average Concentration ($\mu\text{g}/\text{m}^3$) Concentration moyenne ($\mu\text{g}/\text{m}^3$)

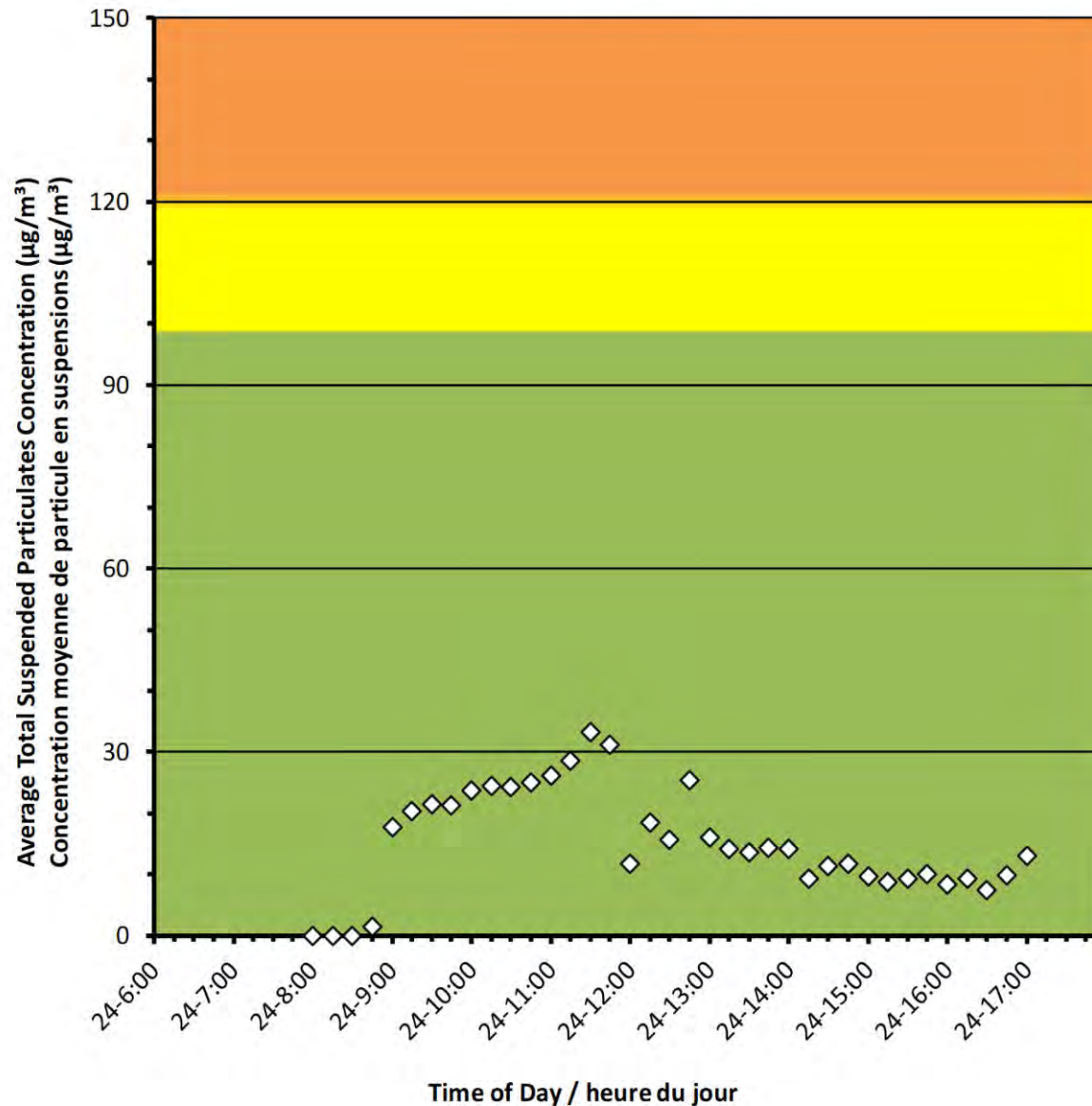
Notes

No additional data. Aucune donnée additionnelle.





Monitor B/Station B



Port Granby Project Daily Dust Monitoring Data

Projet de Port Granby Surveillance journalière des particules en suspensions

2020/02/24

Daily Statistics/Statistiques journalières

33	Maximum Concentration ($\mu\text{g}/\text{m}^3$) Concentration maximale ($\mu\text{g}/\text{m}^3$)
15	Average Concentration ($\mu\text{g}/\text{m}^3$) Concentration moyenne ($\mu\text{g}/\text{m}^3$)

Notes

No additional data. Aucune donnée additionnelle.

Port Granby Project
Daily Dust Monitoring Data

Projet de Port Granby
Surveillance journalière des
particules en suspensions

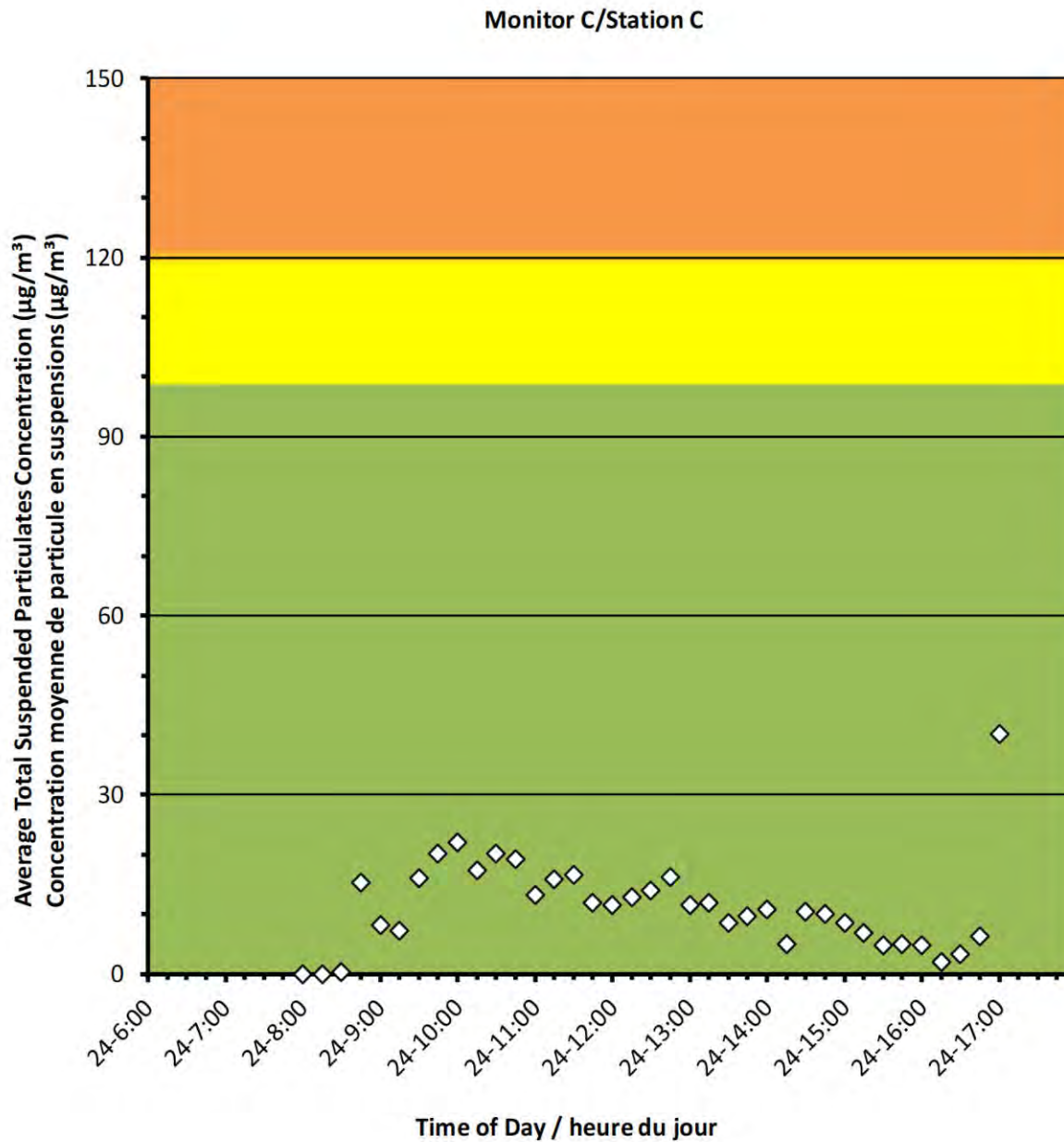
2020/02/24

Daily Statistics/Statistiques journalières

40	Maximum Concentration ($\mu\text{g}/\text{m}^3$) Concentration maximale ($\mu\text{g}/\text{m}^3$)
11	Average Concentration ($\mu\text{g}/\text{m}^3$) Concentration moyenne ($\mu\text{g}/\text{m}^3$)

Notes

No additional data. Aucune donnée additionnelle.





Monitor D/Station D

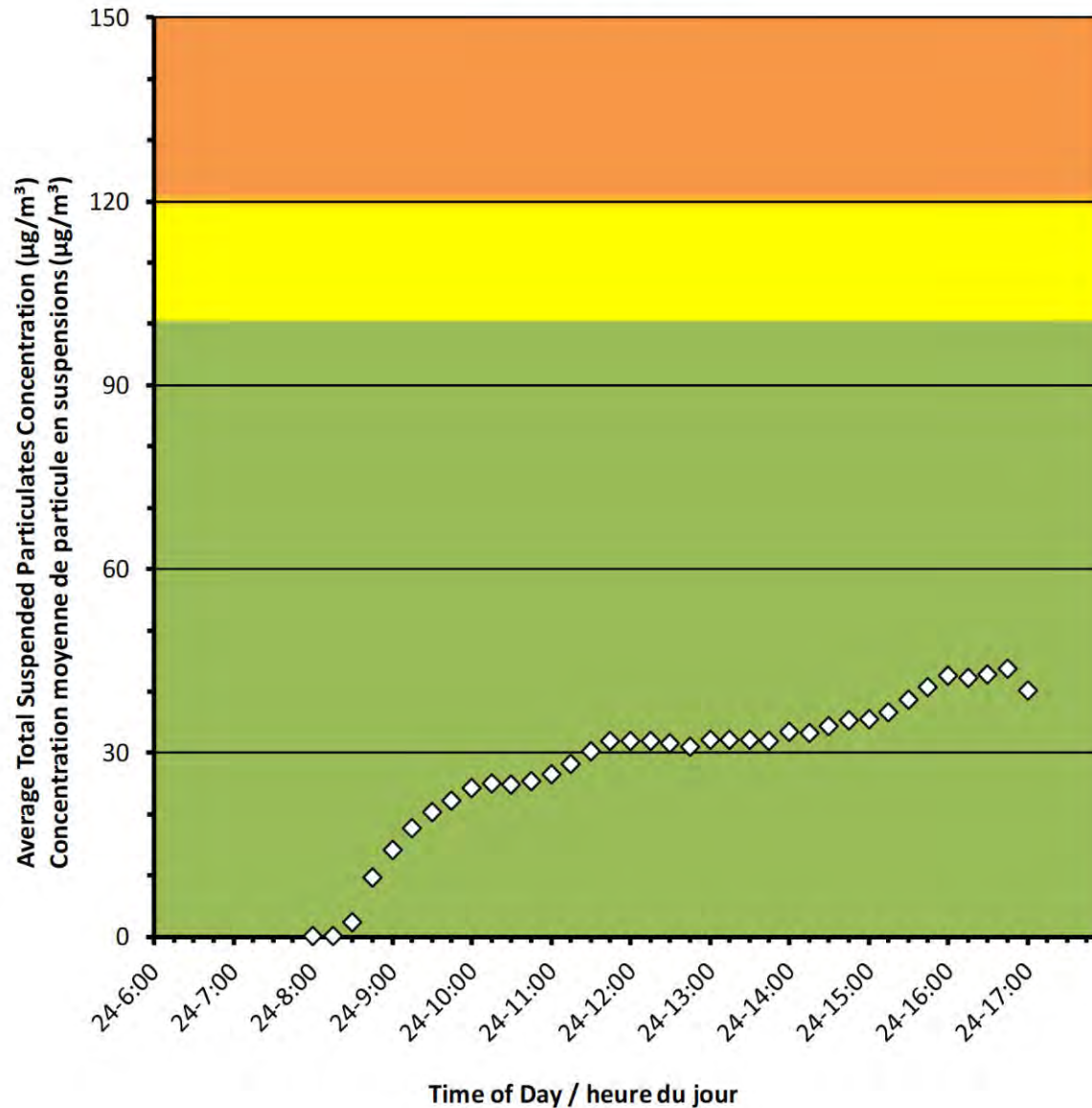
Port Granby Project Daily Dust Monitoring Data

Projet de Port Granby Surveillance journalière des particules en suspensions

2020/02/24

Daily Statistics/Statistiques journalières

44	Maximum Concentration ($\mu\text{g}/\text{m}^3$) Concentration maximale ($\mu\text{g}/\text{m}^3$)
29	Average Concentration ($\mu\text{g}/\text{m}^3$) Concentration moyenne ($\mu\text{g}/\text{m}^3$)



Notes

No additional data. Aucune donnée additionnelle.

**Port Granby Project
Daily Dust Monitoring Data**

**Projet de Port Granby
Surveillance journalière des
particules en suspensions**

2020/02/24

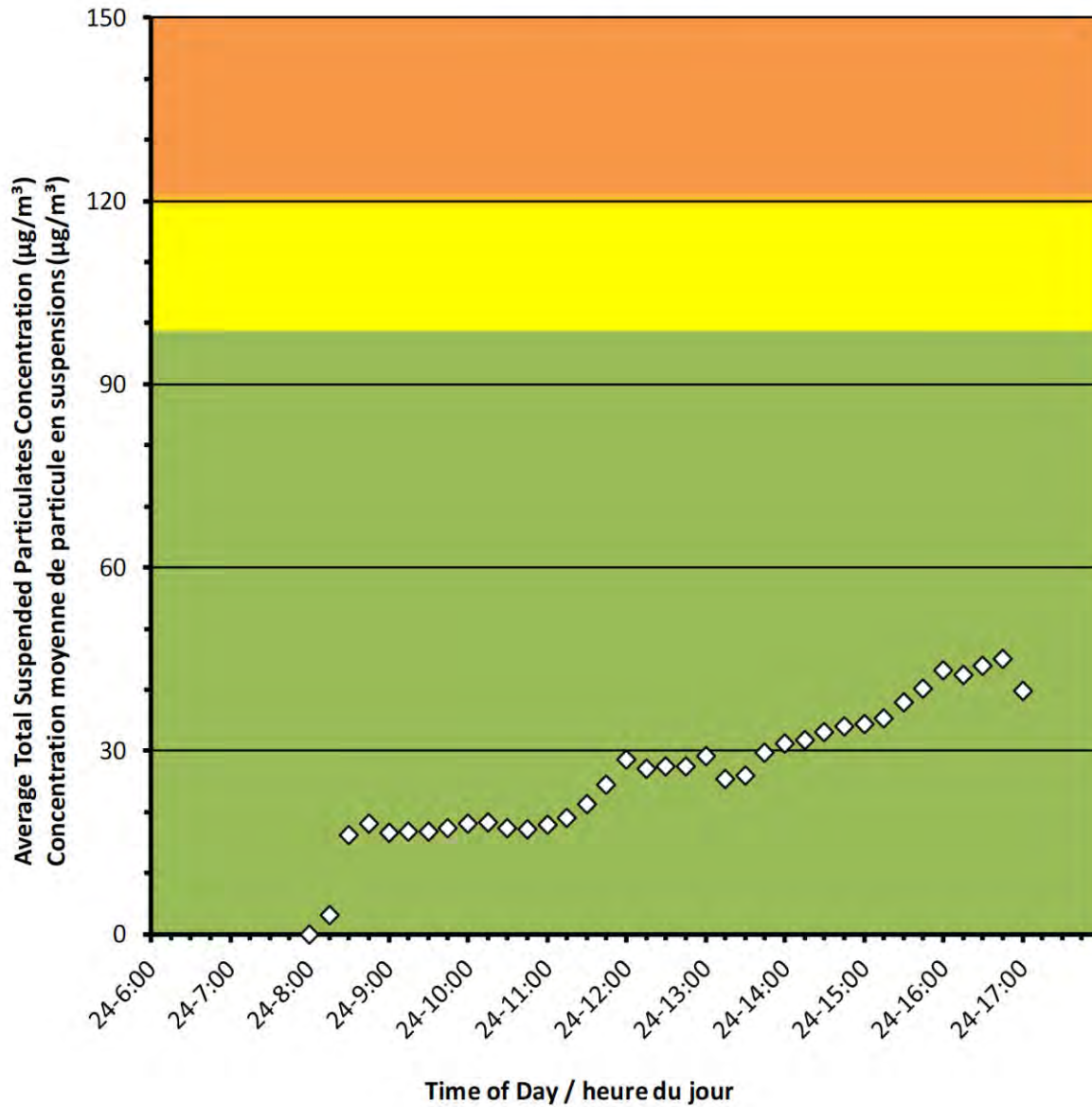
Daily Statistics/Statistiques journalières

45	Maximum Concentration ($\mu\text{g}/\text{m}^3$) Concentration maximale ($\mu\text{g}/\text{m}^3$)
26	Average Concentration ($\mu\text{g}/\text{m}^3$) Concentration moyenne ($\mu\text{g}/\text{m}^3$)

Notes

No additional data. Aucune donnée additionnelle.

Monitor E/Station E



Port Granby Project
Daily Dust Monitoring Data

Projet de Port Granby
Surveillance journalière des
particules en suspensions

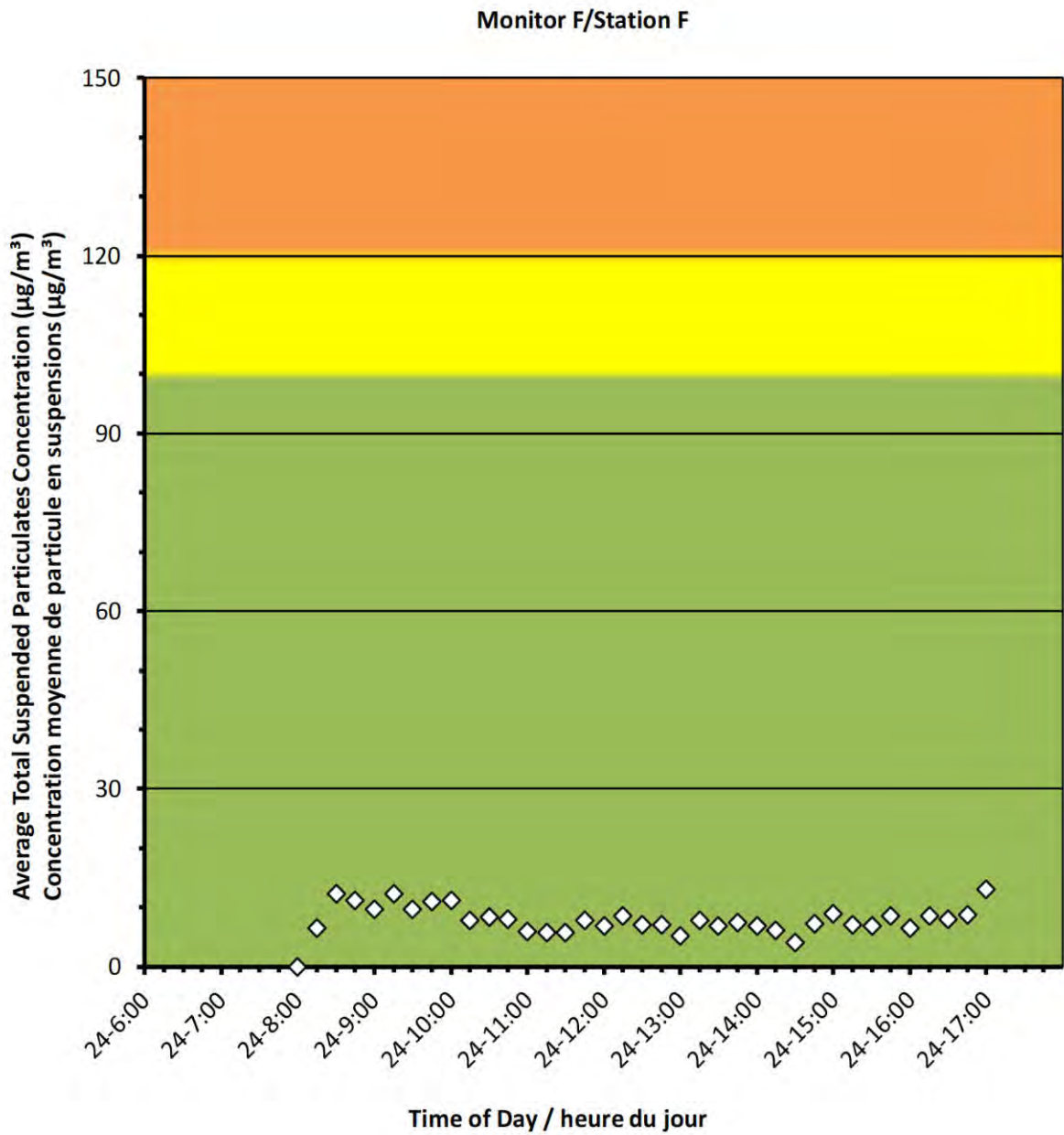
2020/02/24

Daily Statistics/Statistiques journalières

13	Maximum Concentration ($\mu\text{g}/\text{m}^3$) Concentration maximale ($\mu\text{g}/\text{m}^3$)
8	Average Concentration ($\mu\text{g}/\text{m}^3$) Concentration moyenne ($\mu\text{g}/\text{m}^3$)

Notes

No additional data. Aucune donnée additionnelle.





Canadian Nuclear
Laboratories

Laboratoires Nucléaires
Canadiens

Port Granby Project




Daily Dust Monitoring Data

Projet de Port Granby

Surveillance journalière des particules en suspensions

2020/02/25

Legend/Légende

-  Independent Dust Monitoring
Surveillance indépendante
-  Work Site perimeter
Périmètre du chantier general.
-  CNL Controlled Area
Périmètre du site sous le control de
LCN.



Port Granby Project Daily Dust Monitoring Data

Projet de Port Granby Surveillance journalière des particules en suspensions

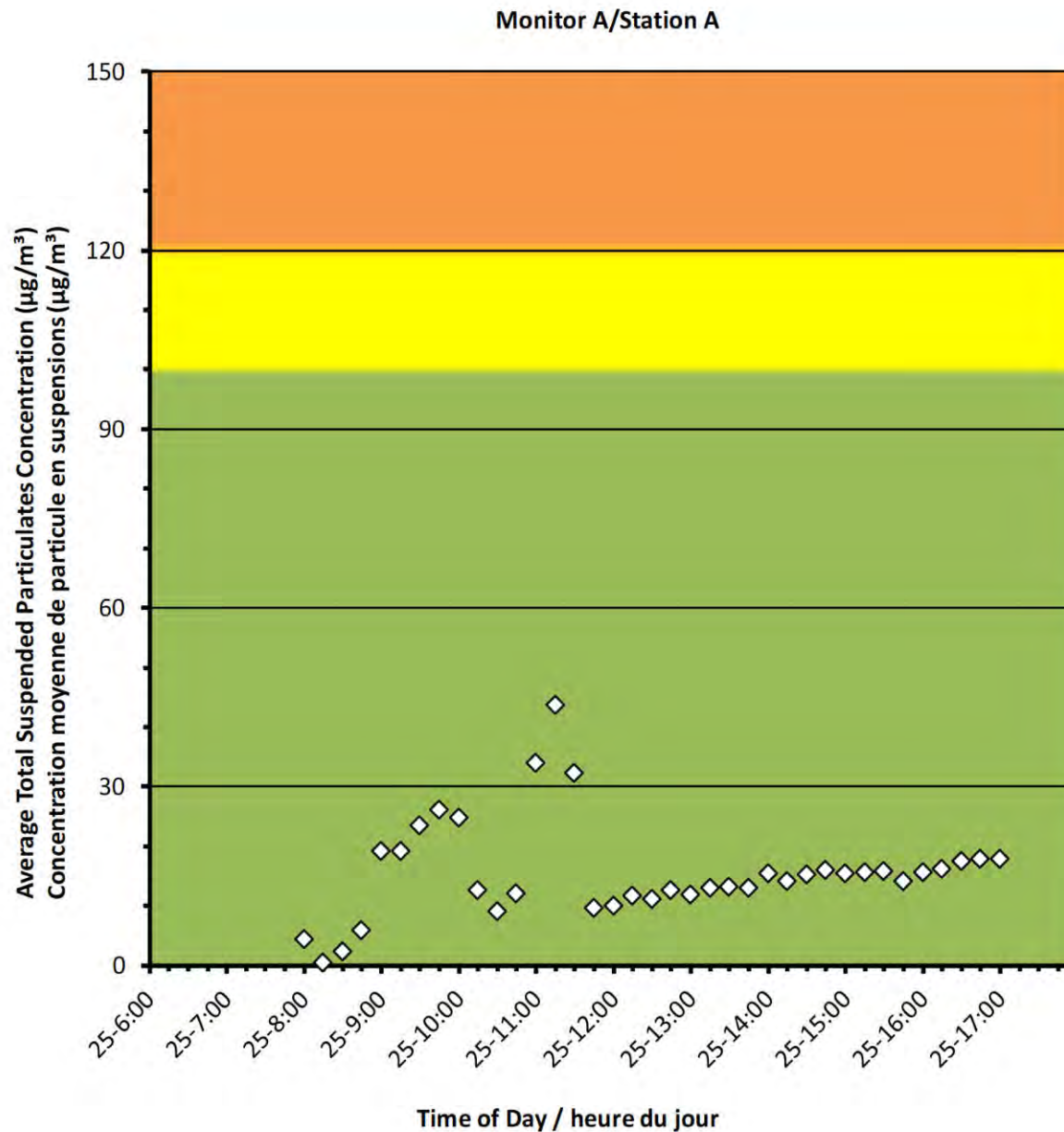
2020/02/25

Daily Statistics/Statistiques journalières

44	Maximum Concentration ($\mu\text{g}/\text{m}^3$) Concentration maximale ($\mu\text{g}/\text{m}^3$)
15	Average Concentration ($\mu\text{g}/\text{m}^3$) Concentration moyenne ($\mu\text{g}/\text{m}^3$)

Notes

No additional data. Aucune donnée additionnelle.



Port Granby Project
Daily Dust Monitoring Data

Projet de Port Granby
Surveillance journalière des
particules en suspensions

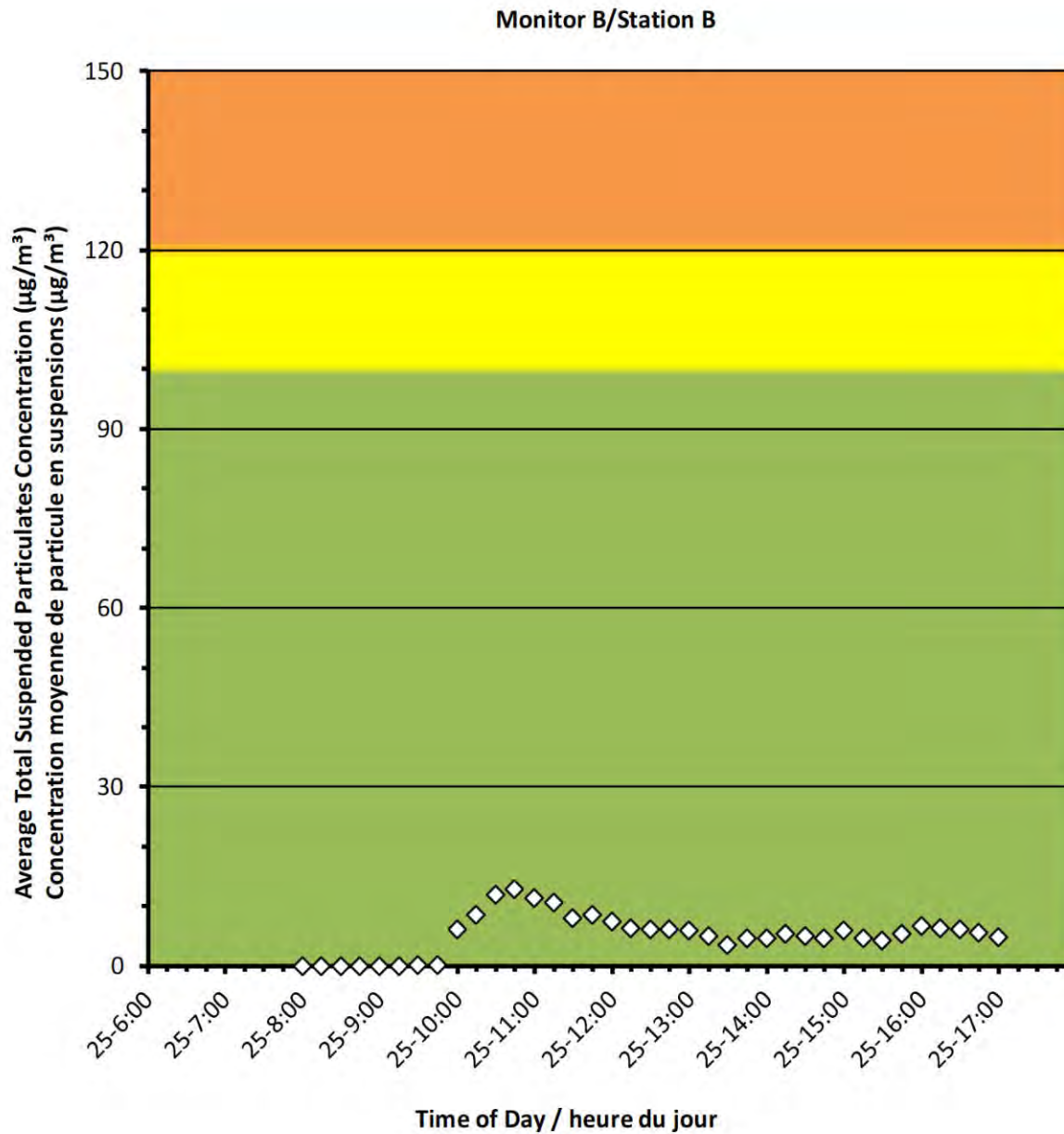
2020/02/25

Daily Statistics/Statistiques journalières

13	Maximum Concentration ($\mu\text{g}/\text{m}^3$) Concentration maximale ($\mu\text{g}/\text{m}^3$)
5	Average Concentration ($\mu\text{g}/\text{m}^3$) Concentration moyenne ($\mu\text{g}/\text{m}^3$)

Notes

No additional data. Aucune donnée additionnelle.





Port Granby Project Daily Dust Monitoring Data

Projet de Port Granby Surveillance journalière des particules en suspensions

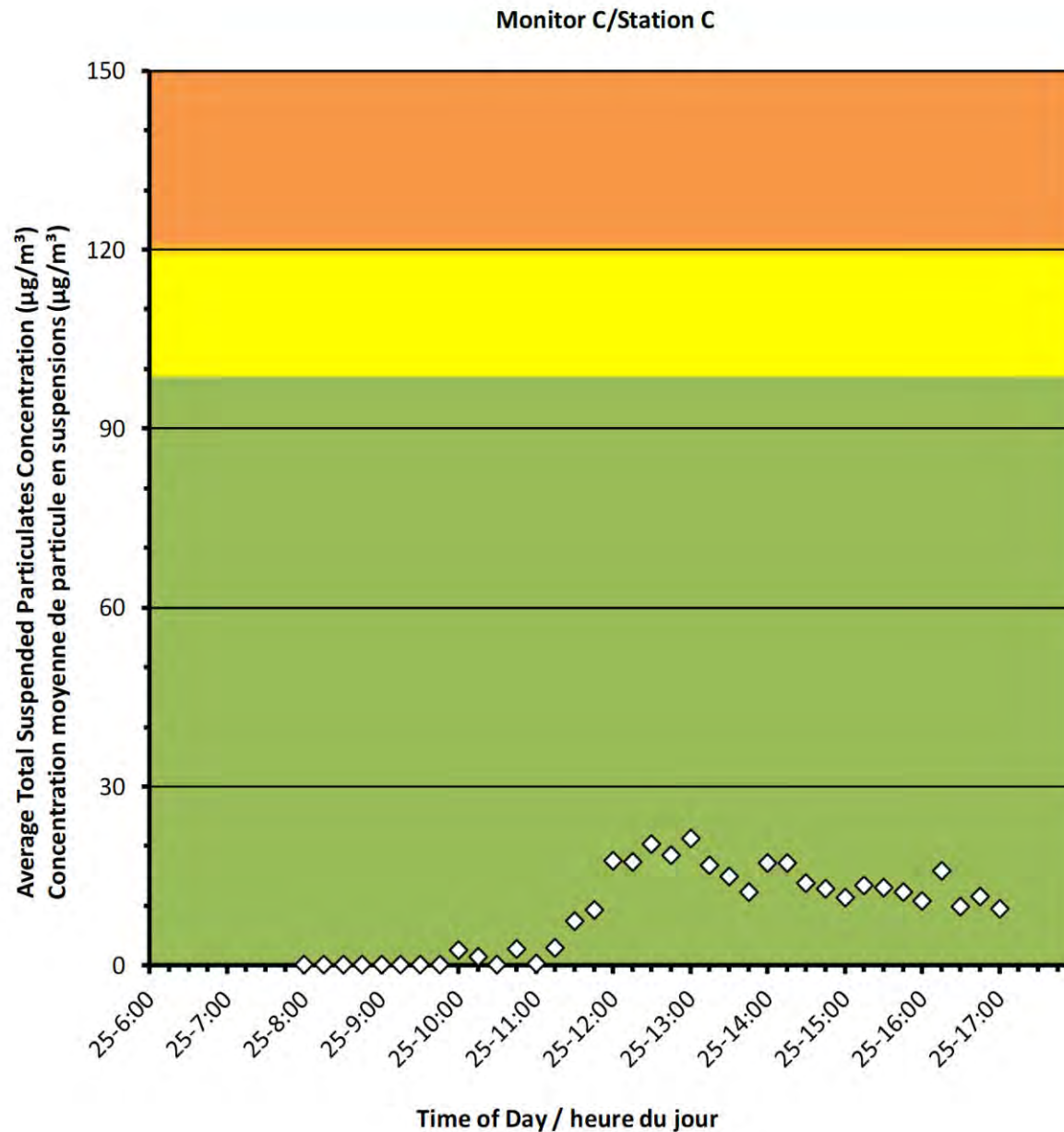
2020/02/25

Daily Statistics/Statistiques journalières

21	Maximum Concentration ($\mu\text{g}/\text{m}^3$) Concentration maximale ($\mu\text{g}/\text{m}^3$)
9	Average Concentration ($\mu\text{g}/\text{m}^3$) Concentration moyenne ($\mu\text{g}/\text{m}^3$)

Notes

No additional data. Aucune donnée
additionnelle.





Port Granby Project Daily Dust Monitoring Data

Projet de Port Granby Surveillance journalière des particules en suspensions

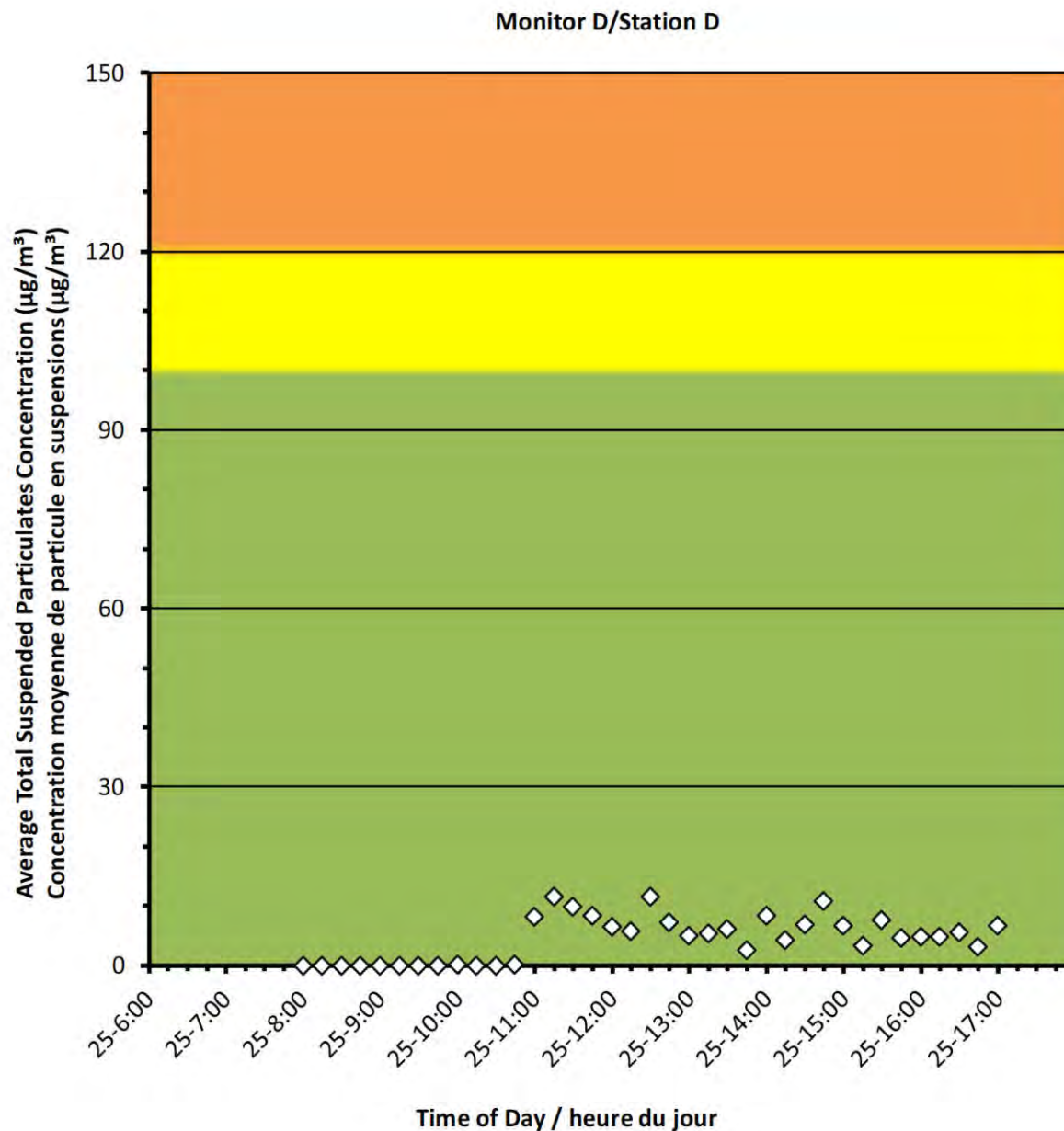
2020/02/25

Daily Statistics/Statistiques journalières

12	Maximum Concentration ($\mu\text{g}/\text{m}^3$) Concentration maximale ($\mu\text{g}/\text{m}^3$)
4	Average Concentration ($\mu\text{g}/\text{m}^3$) Concentration moyenne ($\mu\text{g}/\text{m}^3$)

Notes

No additional data. Aucune donnée
additionnelle.



Port Granby Project
Daily Dust Monitoring Data

Projet de Port Granby
Surveillance journalière des
particules en suspensions

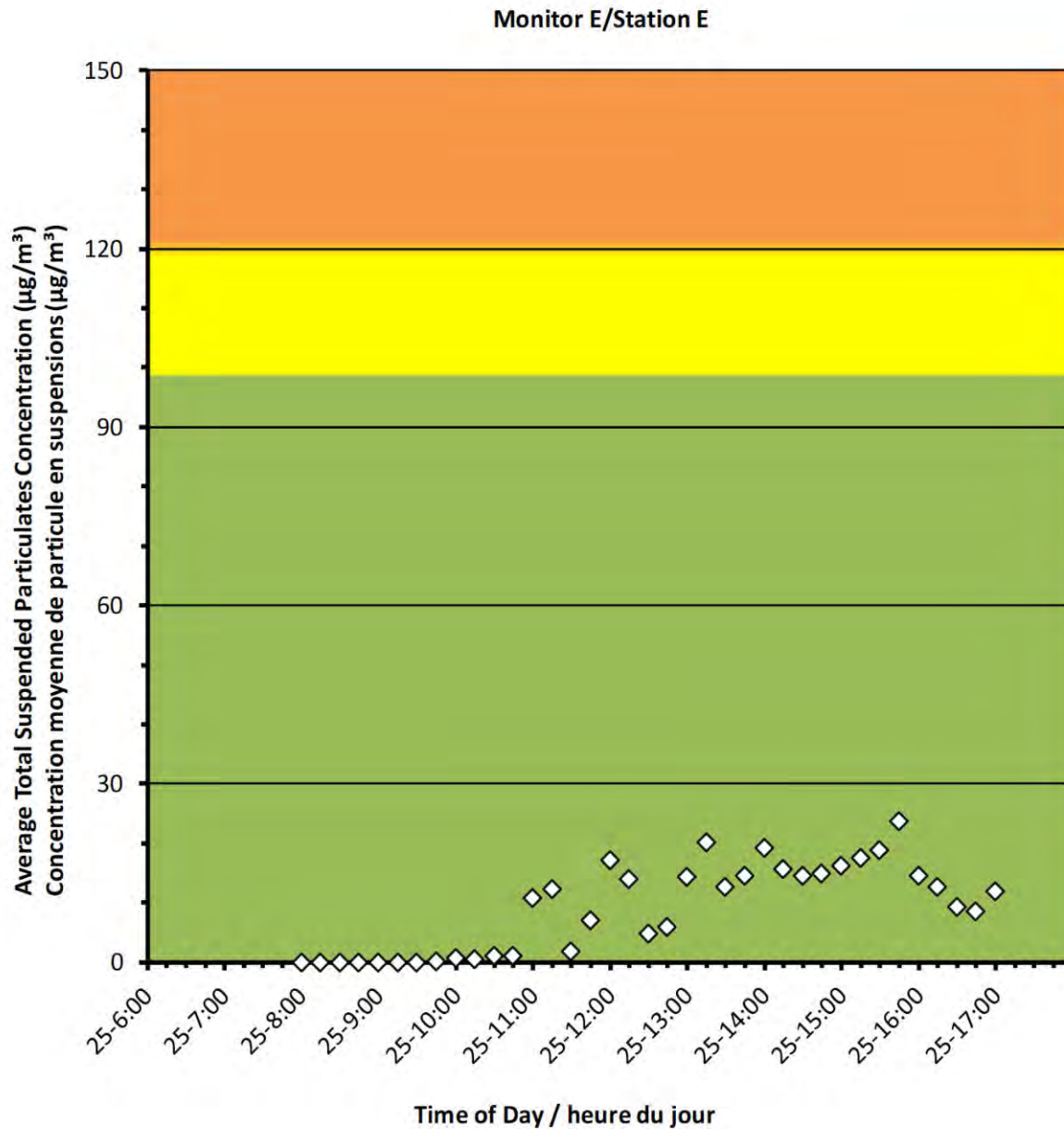
2020/02/25

Daily Statistics/Statistiques journalières

24	Maximum Concentration ($\mu\text{g}/\text{m}^3$) Concentration maximale ($\mu\text{g}/\text{m}^3$)
9	Average Concentration ($\mu\text{g}/\text{m}^3$) Concentration moyenne ($\mu\text{g}/\text{m}^3$)

Notes

No additional data. Aucune donnée additionnelle.





Port Granby Project Daily Dust Monitoring Data

Projet de Port Granby Surveillance journalière des particules en suspensions

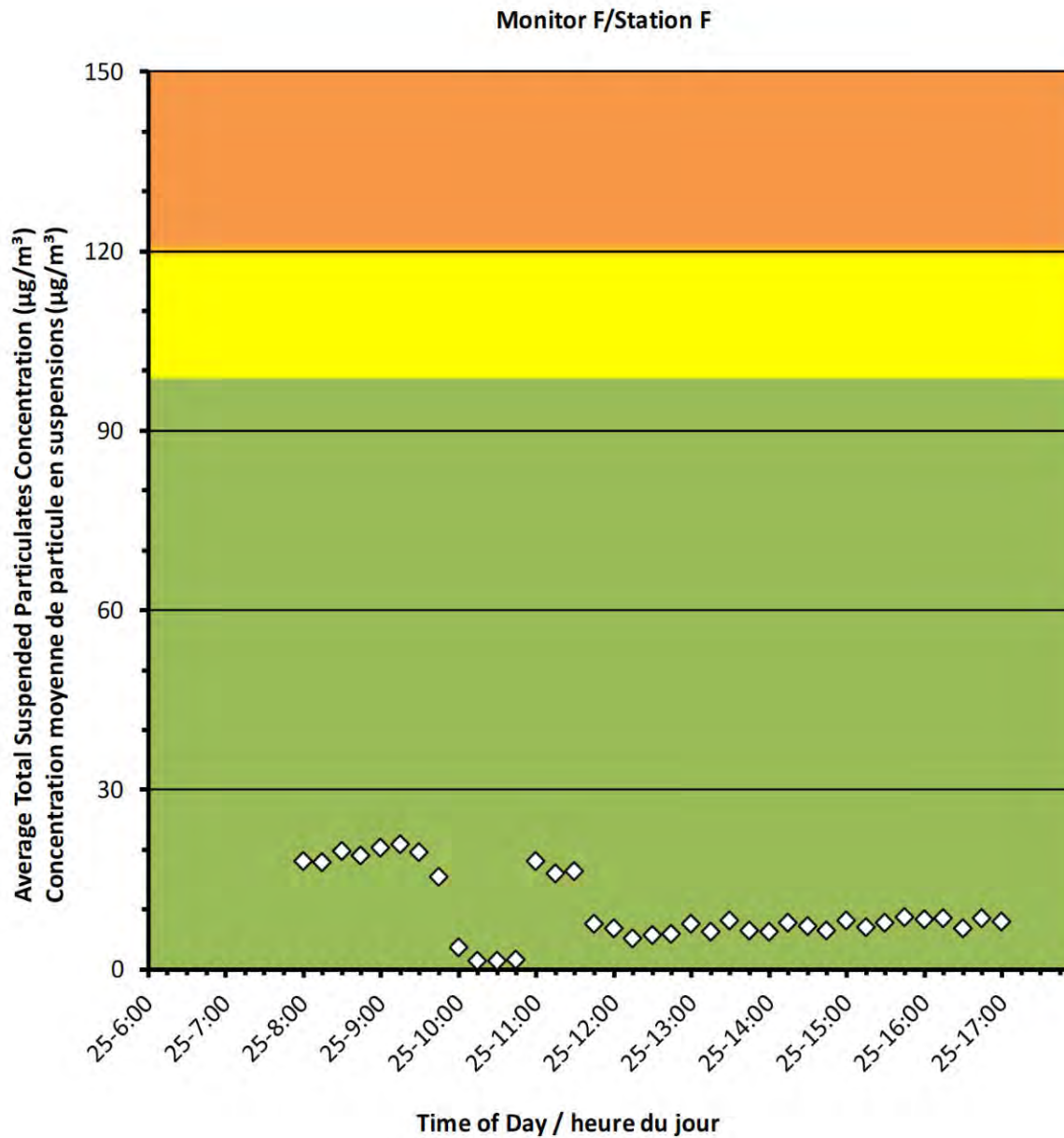
2020/02/25

Daily Statistics/Statistiques journalières

21	Maximum Concentration ($\mu\text{g}/\text{m}^3$) Concentration maximale ($\mu\text{g}/\text{m}^3$)
10	Average Concentration ($\mu\text{g}/\text{m}^3$) Concentration moyenne ($\mu\text{g}/\text{m}^3$)

Notes

No additional data. Aucune donnée
additionnelle.





Canadian Nuclear Laboratories | Laboratoires Nucléaires Canadiens

Port Granby Project

Daily Dust Monitoring Data

Projet de Port Granby

Surveillance journalière des particules en suspensions

2020/02/26

Legend/Légende



Independent Dust Monitoring
Surveillance indépendante



Work Site perimeter
Périmètre du chantier general.



CNL Controlled Area
Périmètre du site sous le control de LCN.

Port Granby Project
Daily Dust Monitoring Data

Projet de Port Granby
Surveillance journalière des
particules en suspensions

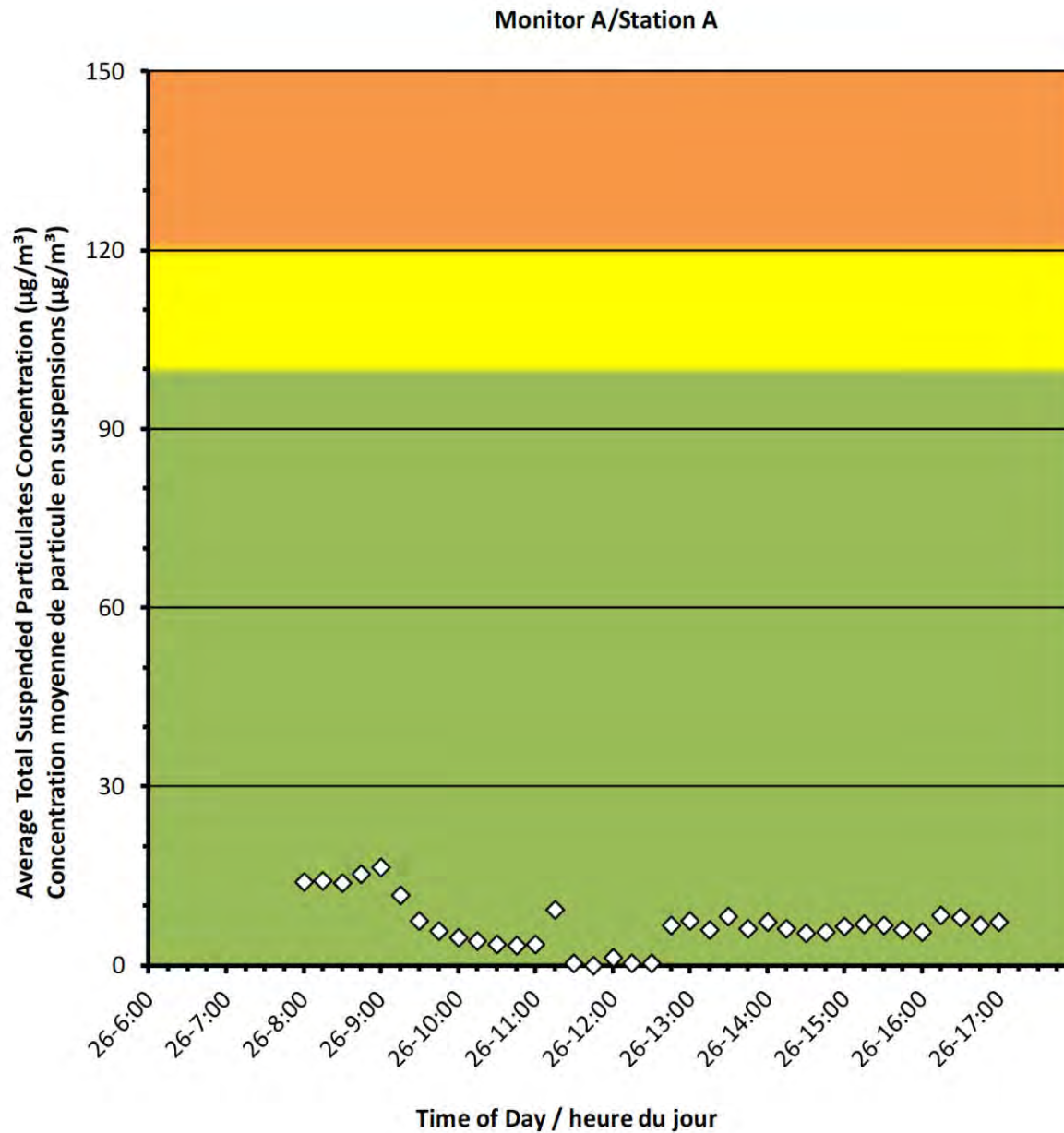
2020/02/26

Daily Statistics/Statistiques journalières

17	Maximum Concentration ($\mu\text{g}/\text{m}^3$) Concentration maximale ($\mu\text{g}/\text{m}^3$)
7	Average Concentration ($\mu\text{g}/\text{m}^3$) Concentration moyenne ($\mu\text{g}/\text{m}^3$)

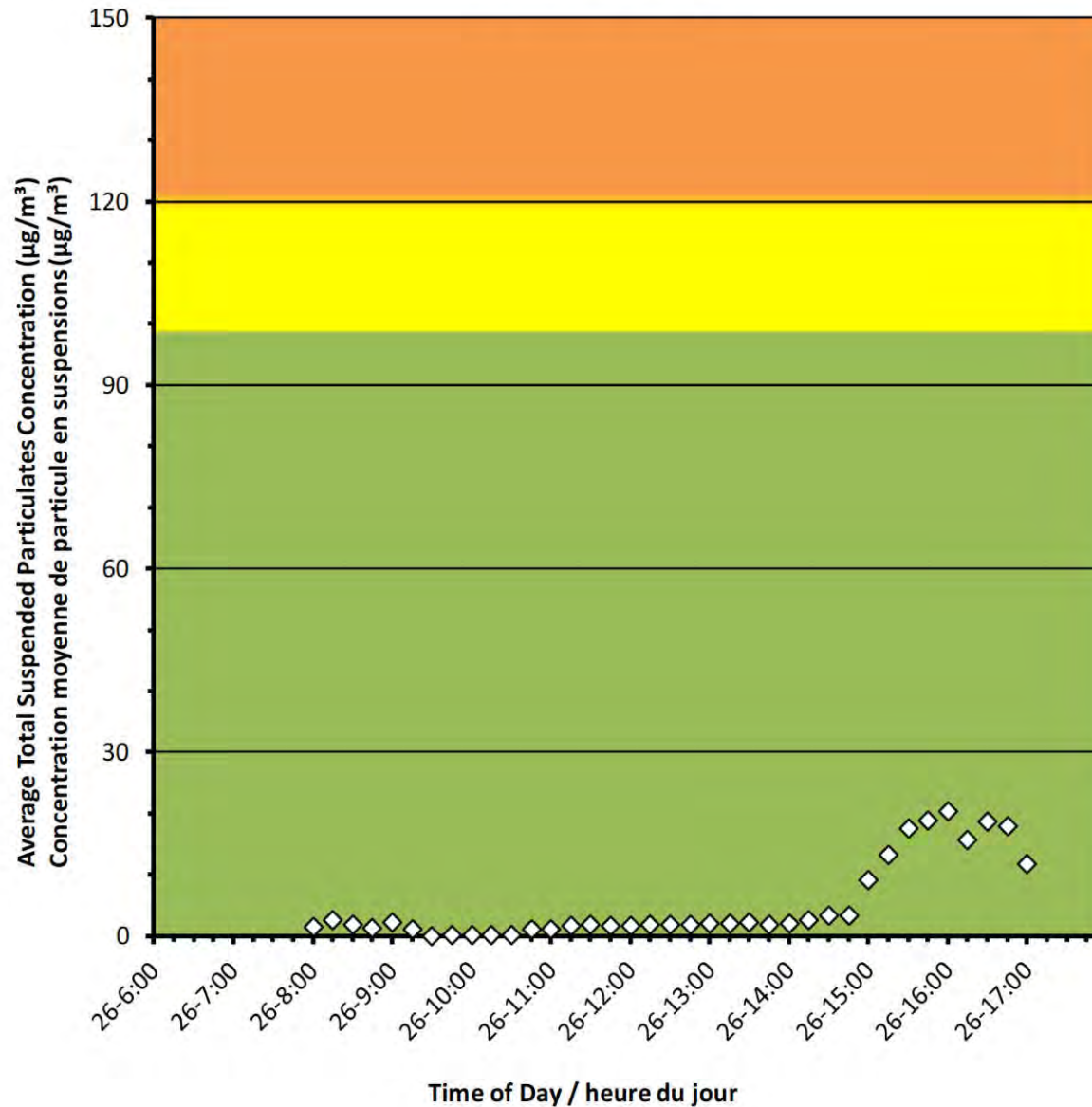
Notes

No additional data. Aucune donnée additionnelle.





Monitor B/Station B



Port Granby Project Daily Dust Monitoring Data

Projet de Port Granby Surveillance journalière des particules en suspensions

2020/02/26

Daily Statistics/Statistiques journalières

20	Maximum Concentration ($\mu\text{g}/\text{m}^3$) Concentration maximale ($\mu\text{g}/\text{m}^3$)
5	Average Concentration ($\mu\text{g}/\text{m}^3$) Concentration moyenne ($\mu\text{g}/\text{m}^3$)

Notes

No additional data. Aucune donnée additionnelle.

Port Granby Project
Daily Dust Monitoring Data

Projet de Port Granby
Surveillance journalière des
particules en suspensions

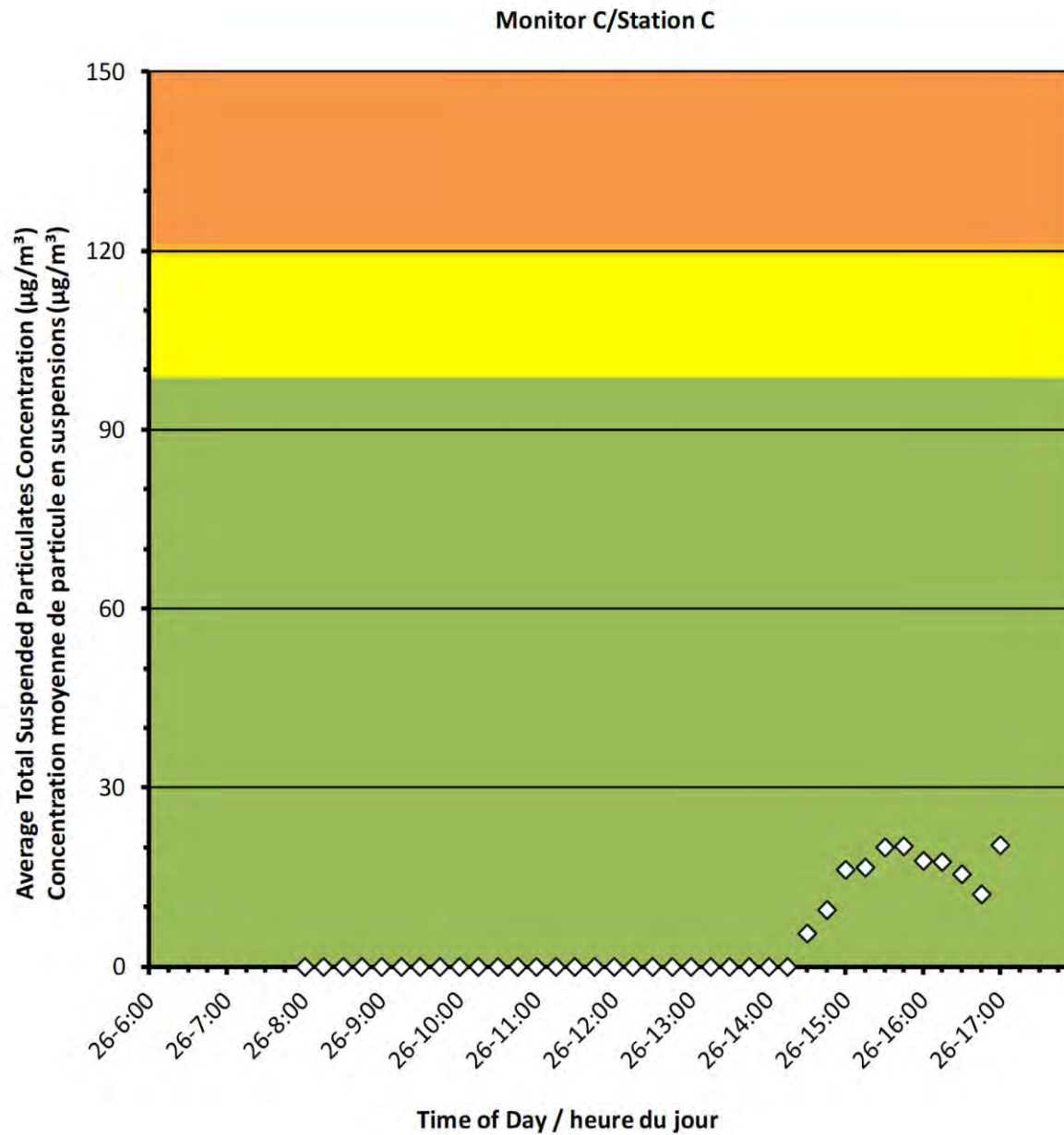
2020/02/26

Daily Statistics/Statistiques journalières

20	Maximum Concentration ($\mu\text{g}/\text{m}^3$) Concentration maximale ($\mu\text{g}/\text{m}^3$)
5	Average Concentration ($\mu\text{g}/\text{m}^3$) Concentration moyenne ($\mu\text{g}/\text{m}^3$)

Notes

No additional data. Aucune donnée additionnelle.





Port Granby Project Daily Dust Monitoring Data

Projet de Port Granby Surveillance journalière des particules en suspensions

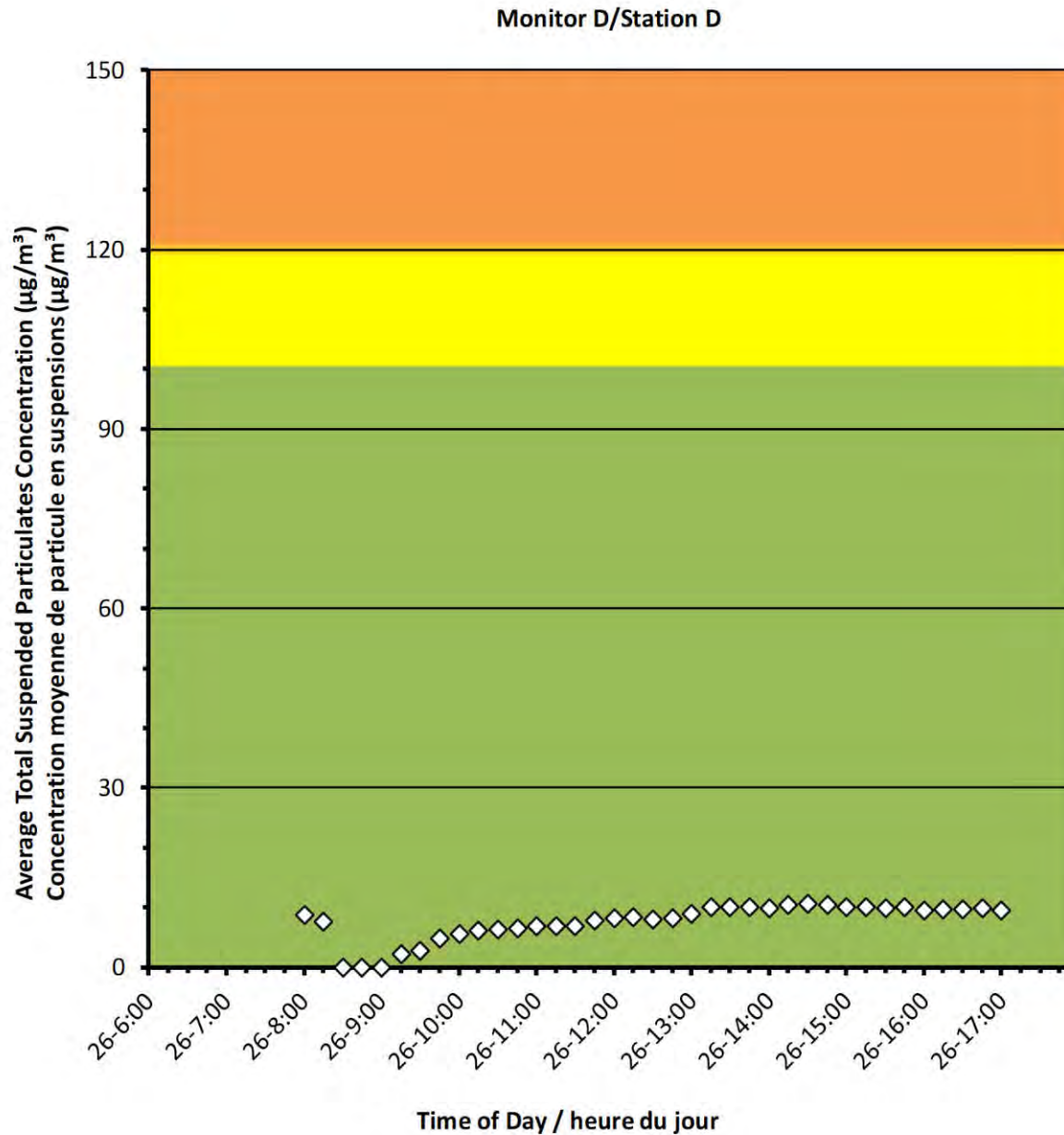
2020/02/26

Daily Statistics/Statistiques journalières

11	Maximum Concentration ($\mu\text{g}/\text{m}^3$) Concentration maximale ($\mu\text{g}/\text{m}^3$)
8	Average Concentration ($\mu\text{g}/\text{m}^3$) Concentration moyenne ($\mu\text{g}/\text{m}^3$)

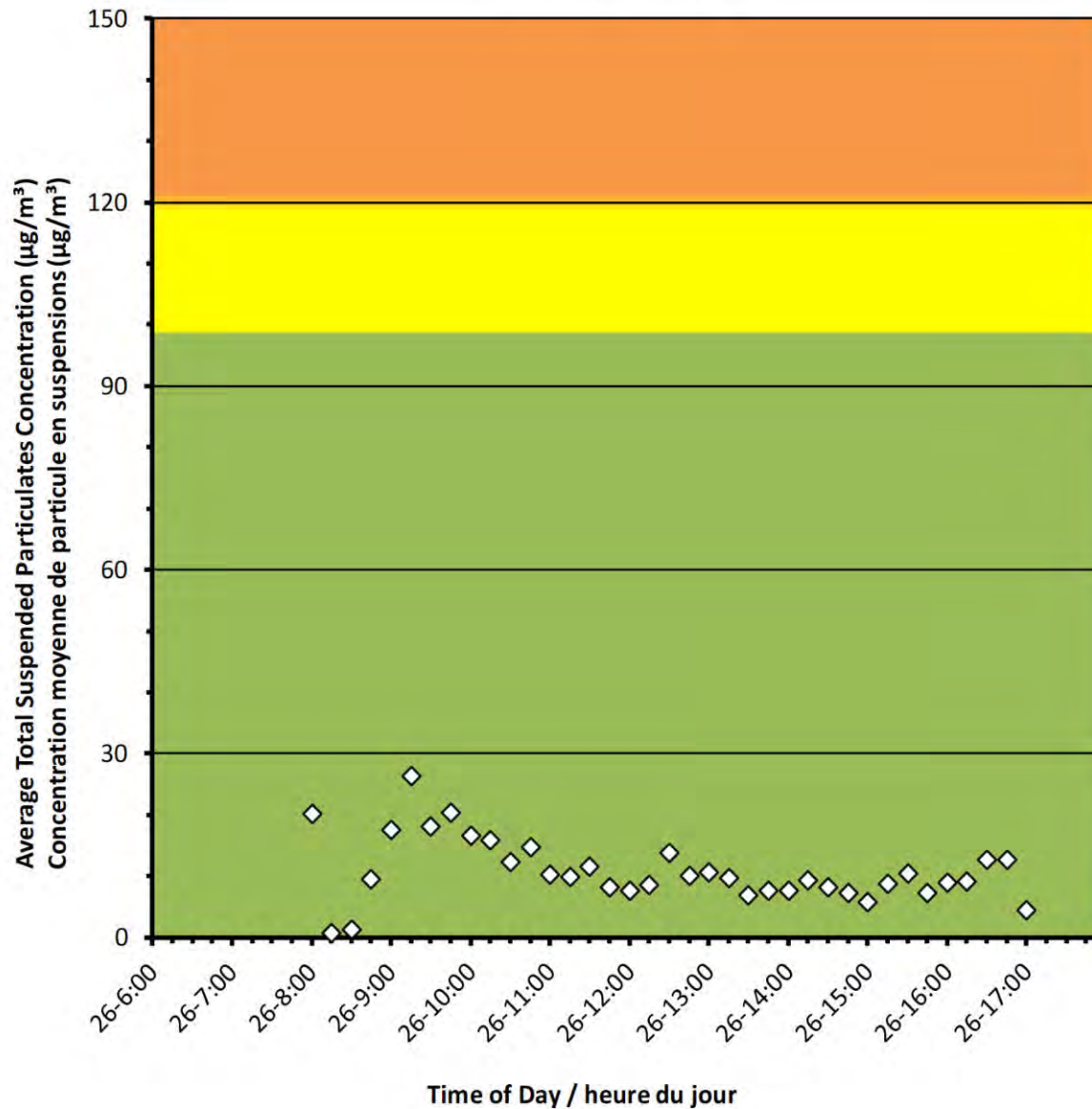
Notes

No additional data. Aucune donnée additionnelle.





Monitor E/Station E



Port Granby Project Daily Dust Monitoring Data

Projet de Port Granby Surveillance journalière des particules en suspensions

2020/02/26

Daily Statistics/Statistiques journalières

26	Maximum Concentration ($\mu\text{g}/\text{m}^3$) Concentration maximale ($\mu\text{g}/\text{m}^3$)
11	Average Concentration ($\mu\text{g}/\text{m}^3$) Concentration moyenne ($\mu\text{g}/\text{m}^3$)

Notes

No additional data. Aucune donnée additionnelle.

Port Granby Project
Daily Dust Monitoring Data

Projet de Port Granby
Surveillance journalière des
particules en suspensions

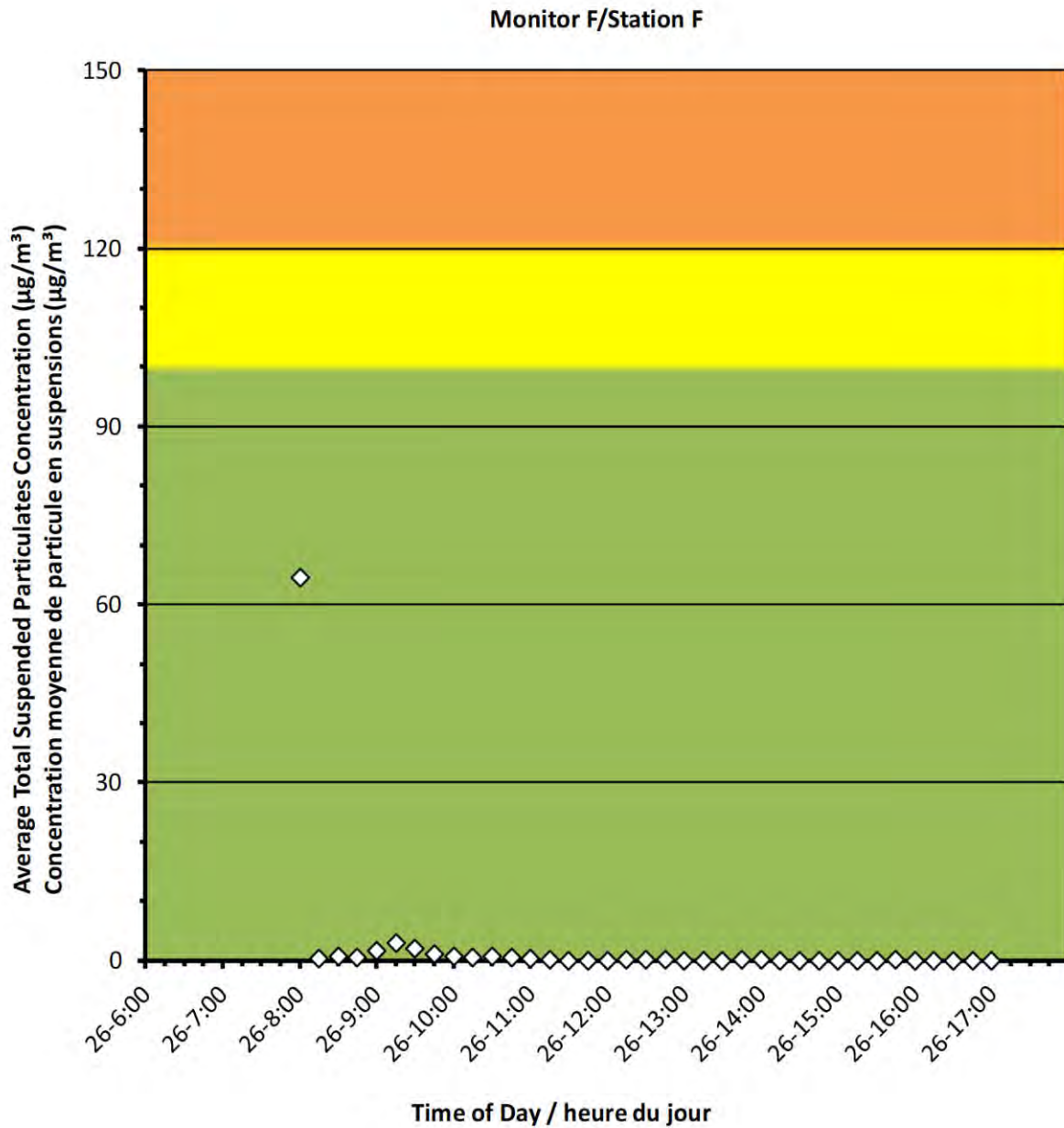
2020/02/26

Daily Statistics/Statistiques journalières

65	Maximum Concentration ($\mu\text{g}/\text{m}^3$) Concentration maximale ($\mu\text{g}/\text{m}^3$)
2	Average Concentration ($\mu\text{g}/\text{m}^3$) Concentration moyenne ($\mu\text{g}/\text{m}^3$)

Notes

No additional data. Aucune donnée additionnelle.





Canadian Nuclear
Laboratories

Laboratoires Nucléaires
Canadiens

Port Granby Project




Daily Dust Monitoring Data

Projet de Port Granby

Surveillance journalière des particules en suspensions

2020/02/27

Legend/Légende

-  Independent Dust Monitoring
Surveillance indépendante
-  Work Site perimeter
Périmètre du chantier general.
-  CNL Controlled Area
Périmètre du site sous le control de
LCN.

Port Granby Project
Daily Dust Monitoring Data

Projet de Port Granby
Surveillance journalière des
particules en suspensions

2020/02/27

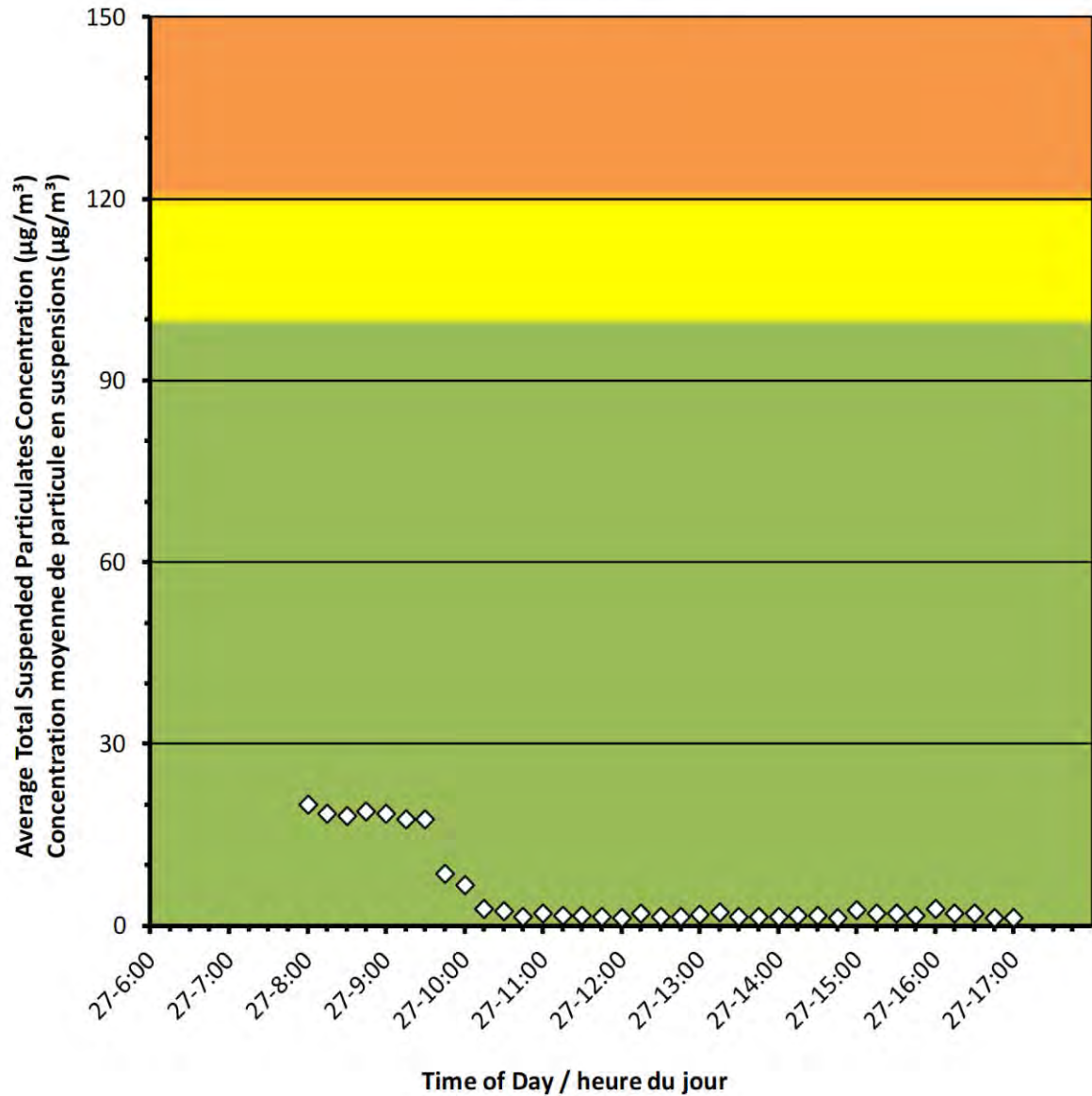
Daily Statistics/Statistiques journalières

20	Maximum Concentration ($\mu\text{g}/\text{m}^3$) Concentration maximale ($\mu\text{g}/\text{m}^3$)
5	Average Concentration ($\mu\text{g}/\text{m}^3$) Concentration moyenne ($\mu\text{g}/\text{m}^3$)

Notes

No additional data. Aucune donnée additionnelle.

Monitor A/Station A





Port Granby Project Daily Dust Monitoring Data

Projet de Port Granby Surveillance journalière des particules en suspensions

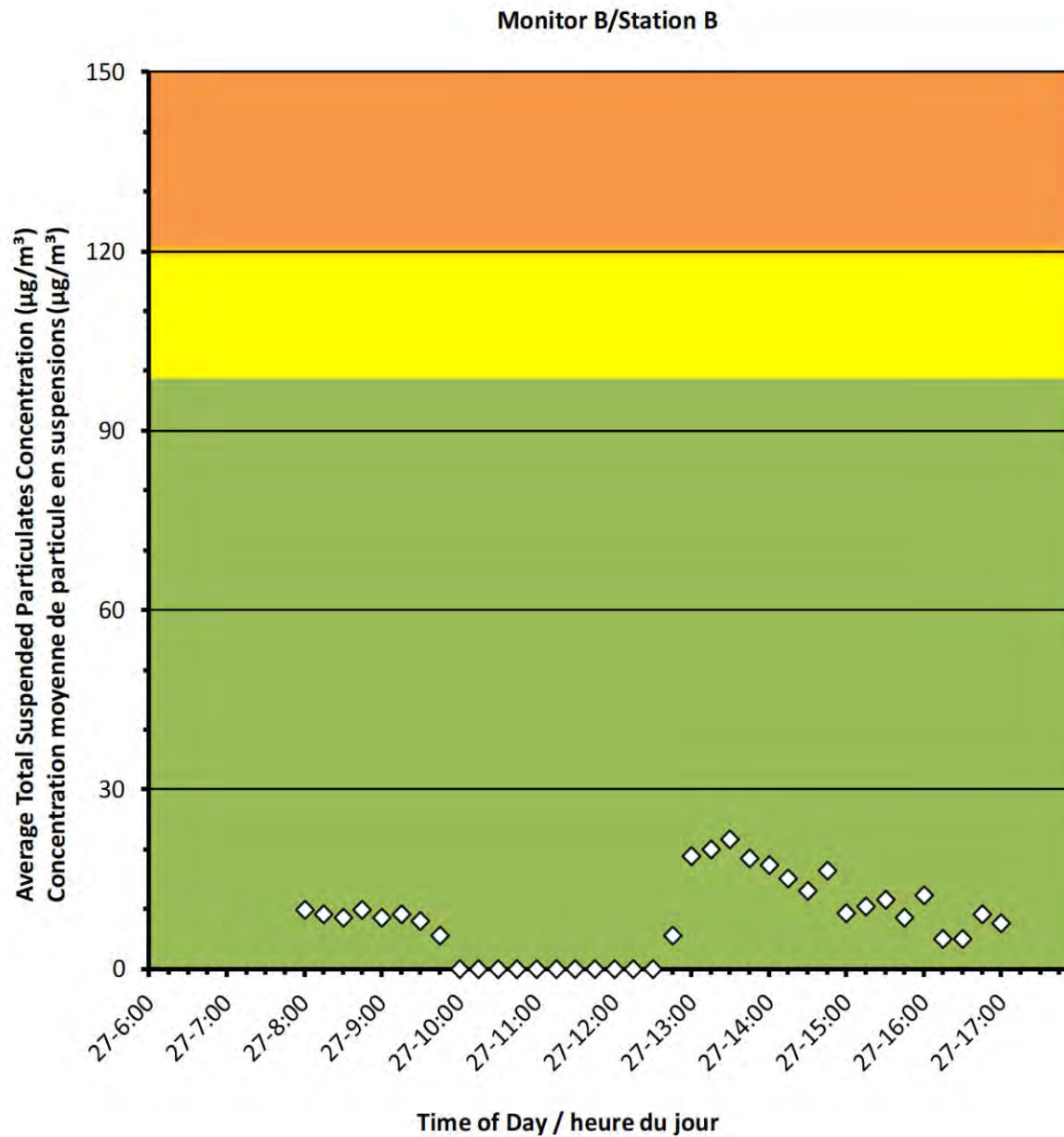
2020/02/27

Daily Statistics/Statistiques journalières

22	Maximum Concentration ($\mu\text{g}/\text{m}^3$) Concentration maximale ($\mu\text{g}/\text{m}^3$)
8	Average Concentration ($\mu\text{g}/\text{m}^3$) Concentration moyenne ($\mu\text{g}/\text{m}^3$)

Notes

No additional data. Aucune donnée
additionnelle.





**Port Granby Project
Daily Dust Monitoring Data**

**Projet de Port Granby
Surveillance journalière des
particules en suspensions**

2020/02/27

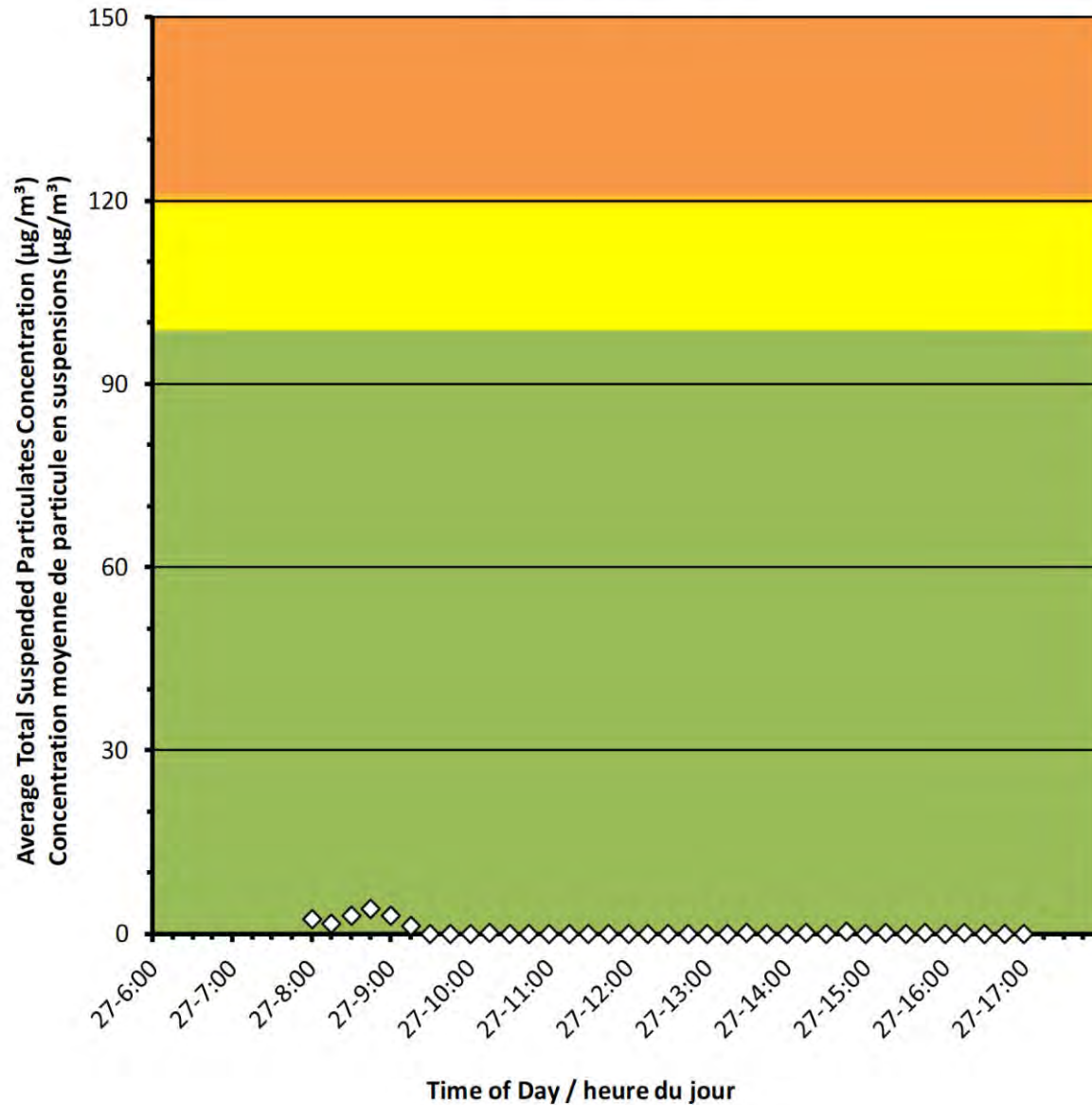
Daily Statistics/Statistiques journalières

4	Maximum Concentration ($\mu\text{g}/\text{m}^3$) Concentration maximale ($\mu\text{g}/\text{m}^3$)
0	Average Concentration ($\mu\text{g}/\text{m}^3$) Concentration moyenne ($\mu\text{g}/\text{m}^3$)

Notes

No additional data. Aucune donnée additionnelle.

Monitor C/Station C





Port Granby Project Daily Dust Monitoring Data

Projet de Port Granby Surveillance journalière des particules en suspensions

2020/02/27

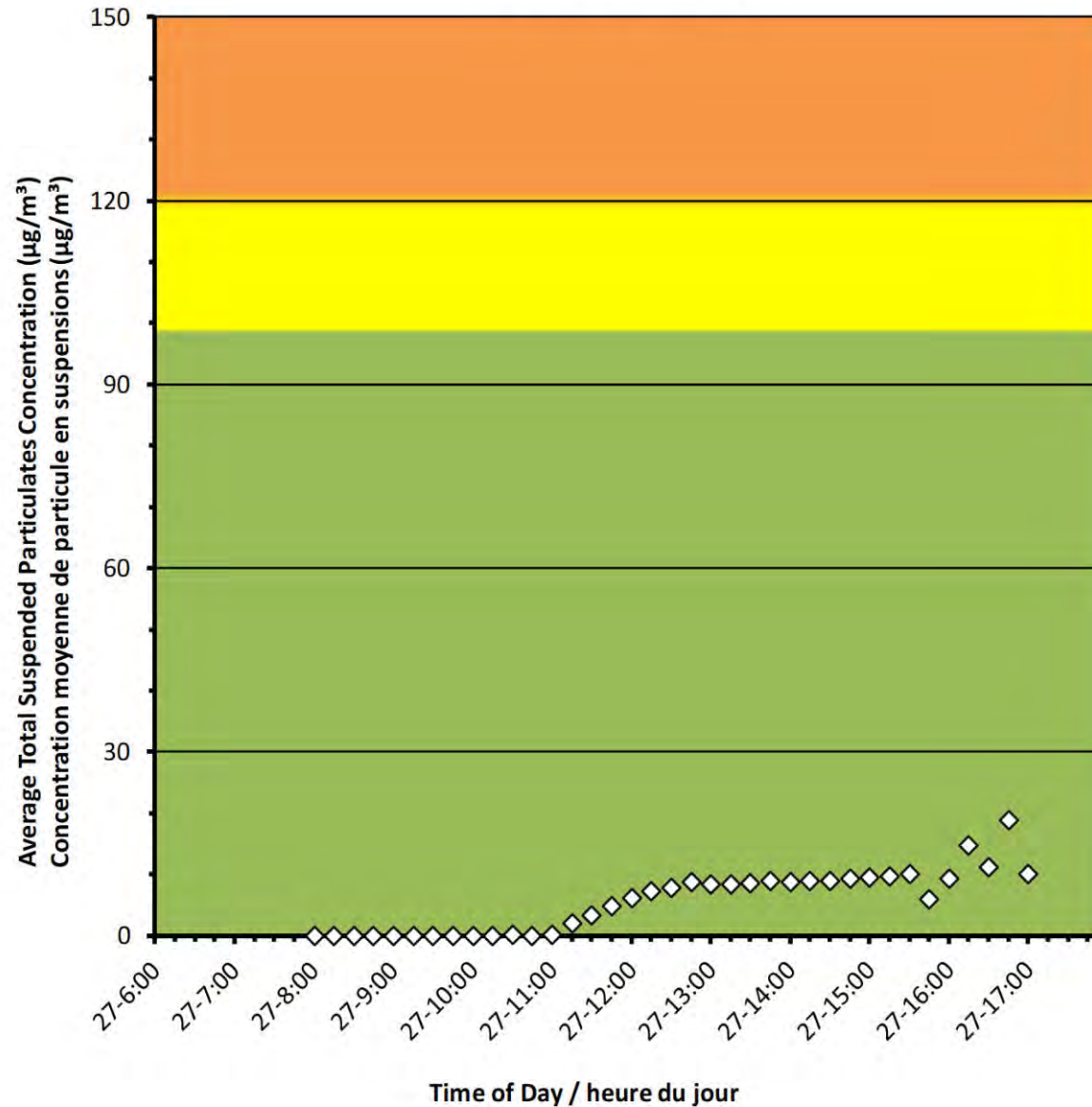
Daily Statistics/Statistiques journalières

19	Maximum Concentration ($\mu\text{g}/\text{m}^3$) Concentration maximale ($\mu\text{g}/\text{m}^3$)
6	Average Concentration ($\mu\text{g}/\text{m}^3$) Concentration moyenne ($\mu\text{g}/\text{m}^3$)

Notes

No additional data. Aucune donnée
additionnelle.

Monitor D/Station D



Port Granby Project
Daily Dust Monitoring Data

Projet de Port Granby
Surveillance journalière des
particules en suspensions

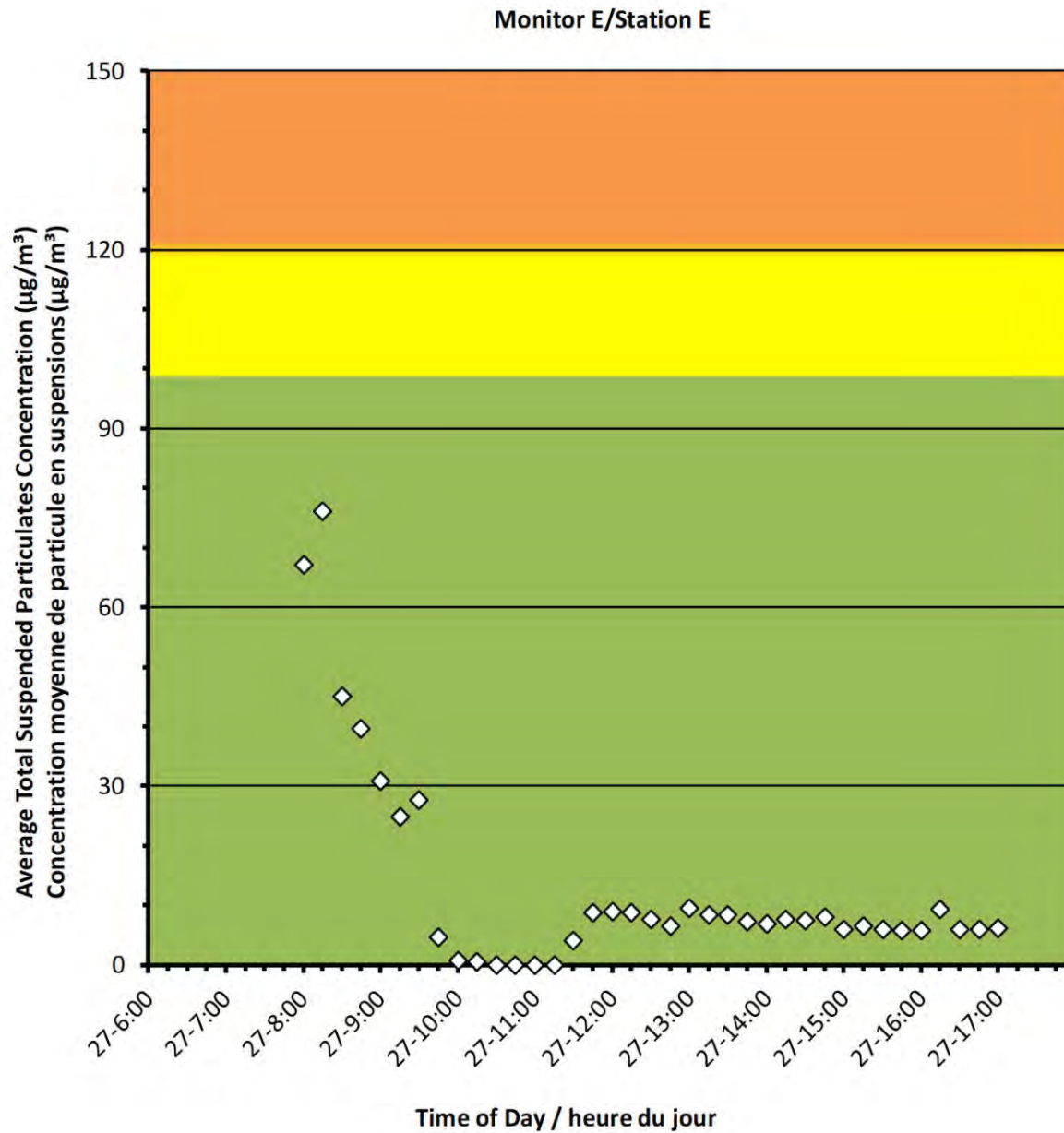
2020/02/27

Daily Statistics/Statistiques journalières

76	Maximum Concentration ($\mu\text{g}/\text{m}^3$) Concentration maximale ($\mu\text{g}/\text{m}^3$)
13	Average Concentration ($\mu\text{g}/\text{m}^3$) Concentration moyenne ($\mu\text{g}/\text{m}^3$)

Notes

No additional data. Aucune donnée additionnelle.



Port Granby Project
Daily Dust Monitoring Data

Projet de Port Granby
Surveillance journalière des
particules en suspensions

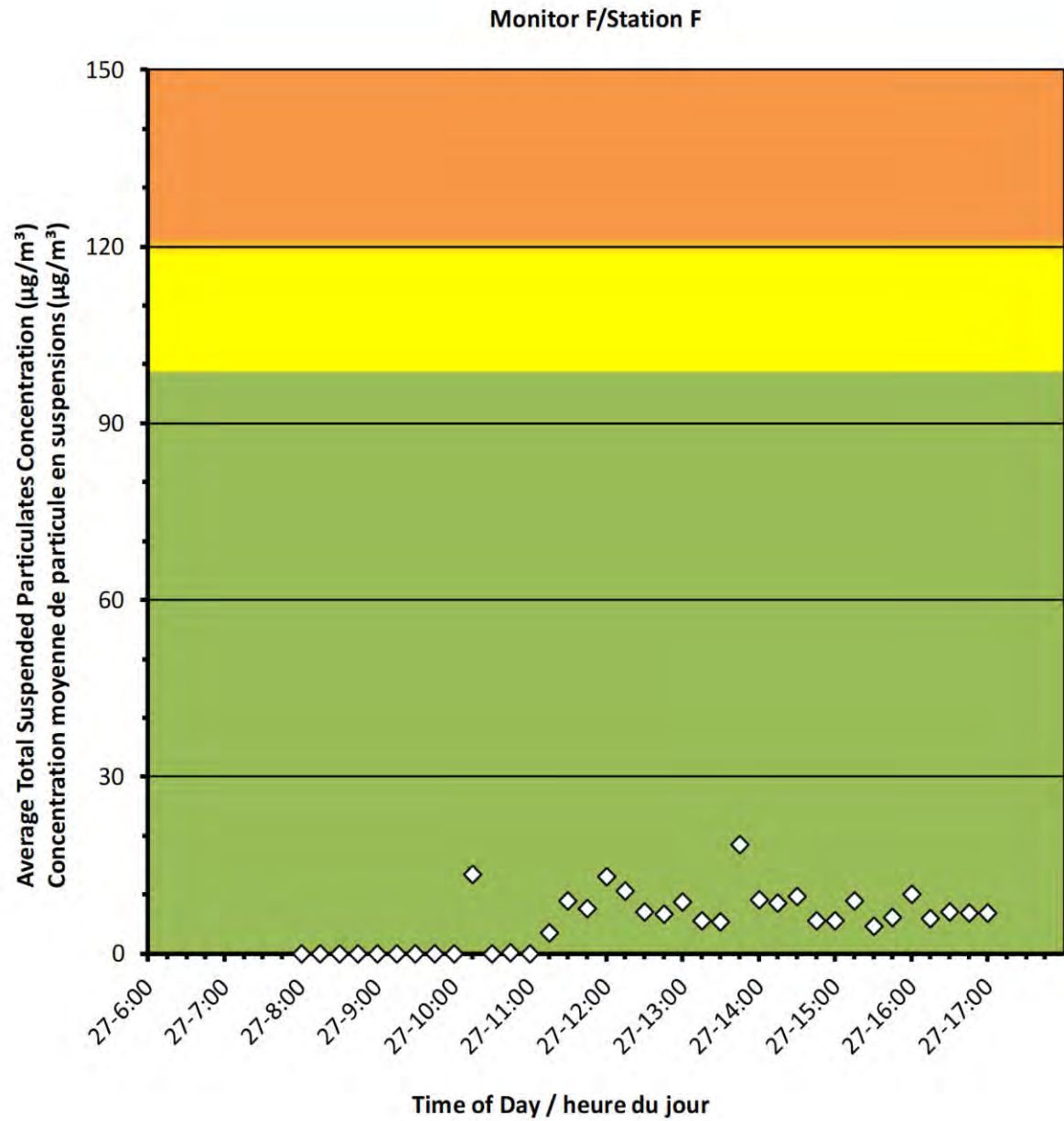
2020/02/27

Daily Statistics/Statistiques journalières

18	Maximum Concentration ($\mu\text{g}/\text{m}^3$) Concentration maximale ($\mu\text{g}/\text{m}^3$)
6	Average Concentration ($\mu\text{g}/\text{m}^3$) Concentration moyenne ($\mu\text{g}/\text{m}^3$)

Notes

No additional data. Aucune donnée additionnelle.





Canadian Nuclear Laboratories | Laboratoires Nucléaires Canadiens

Port Granby Project

Daily Dust Monitoring Data

Projet de Port Granby

Surveillance journalière des particules en suspensions

2020/02/28

Legend/Légende



Independent Dust Monitoring
Surveillance indépendante



Work Site perimeter
Périmètre du chantier general.



CNL Controlled Area
Périmètre du site sous le control de LCN.

**Port Granby Project
Daily Dust Monitoring Data**

**Projet de Port Granby
Surveillance journalière des
particules en suspensions**

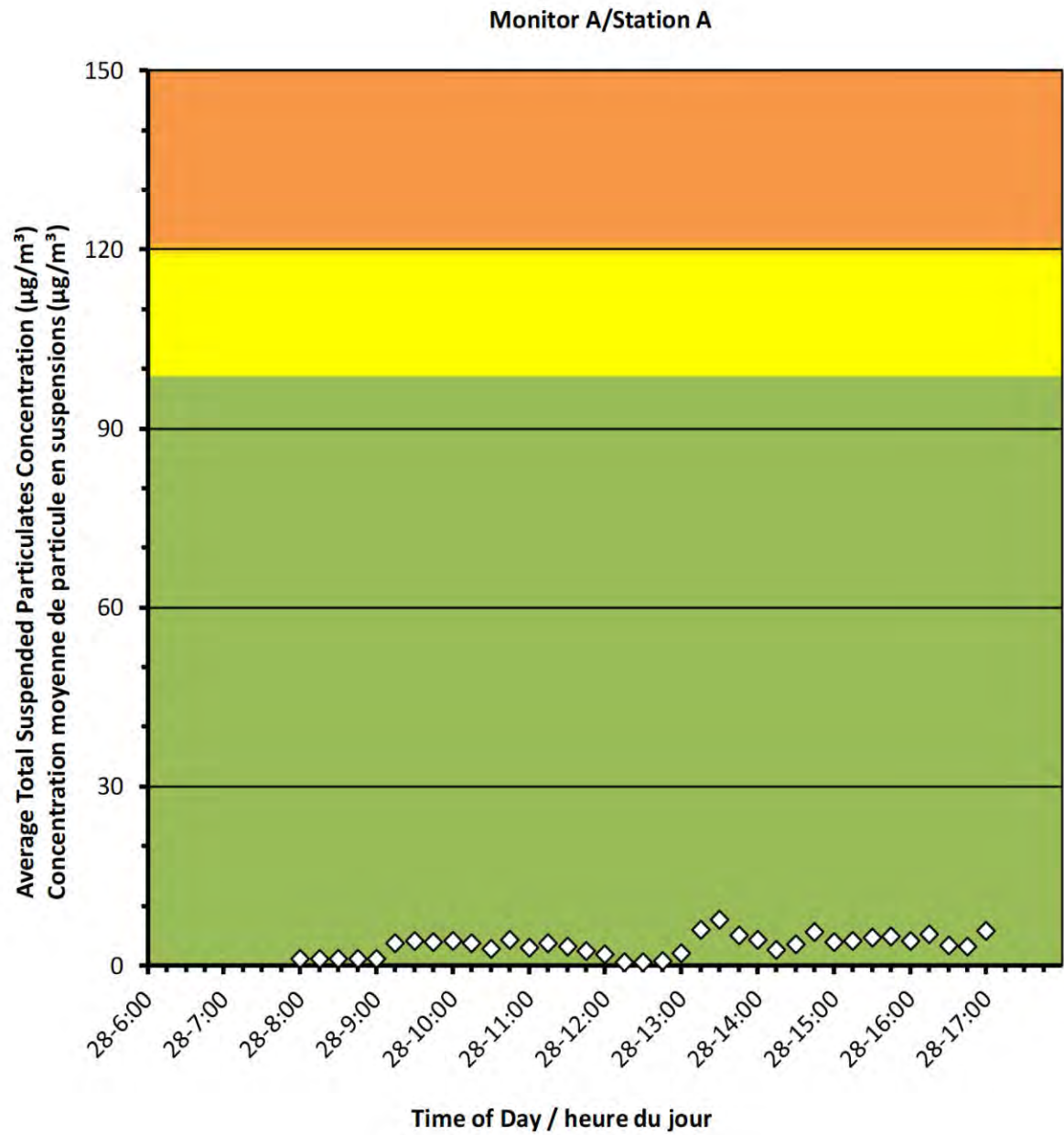
2020/02/28

Daily Statistics/Statistiques journalières

8	Maximum Concentration ($\mu\text{g}/\text{m}^3$) Concentration maximale ($\mu\text{g}/\text{m}^3$)
3	Average Concentration ($\mu\text{g}/\text{m}^3$) Concentration moyenne ($\mu\text{g}/\text{m}^3$)

Notes

No additional data. Aucune donnée additionnelle.





Port Granby Project Daily Dust Monitoring Data

Projet de Port Granby Surveillance journalière des particules en suspensions

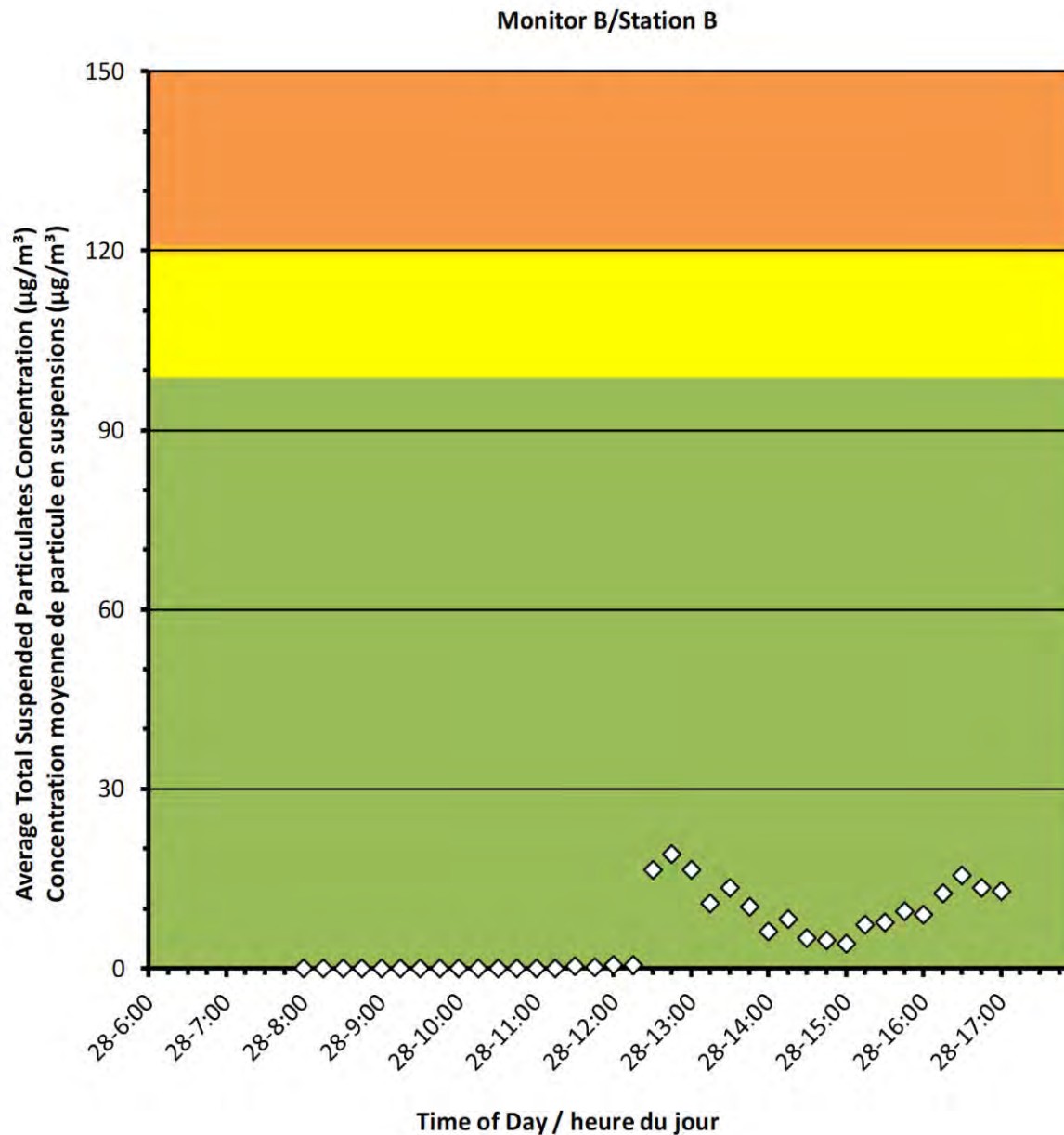
2020/02/28

Daily Statistics/Statistiques journalières

19	Maximum Concentration ($\mu\text{g}/\text{m}^3$) Concentration maximale ($\mu\text{g}/\text{m}^3$)
6	Average Concentration ($\mu\text{g}/\text{m}^3$) Concentration moyenne ($\mu\text{g}/\text{m}^3$)

Notes

No additional data. Aucune donnée
additionnelle.





Port Granby Project Daily Dust Monitoring Data

Projet de Port Granby Surveillance journalière des particules en suspensions

2020/02/28

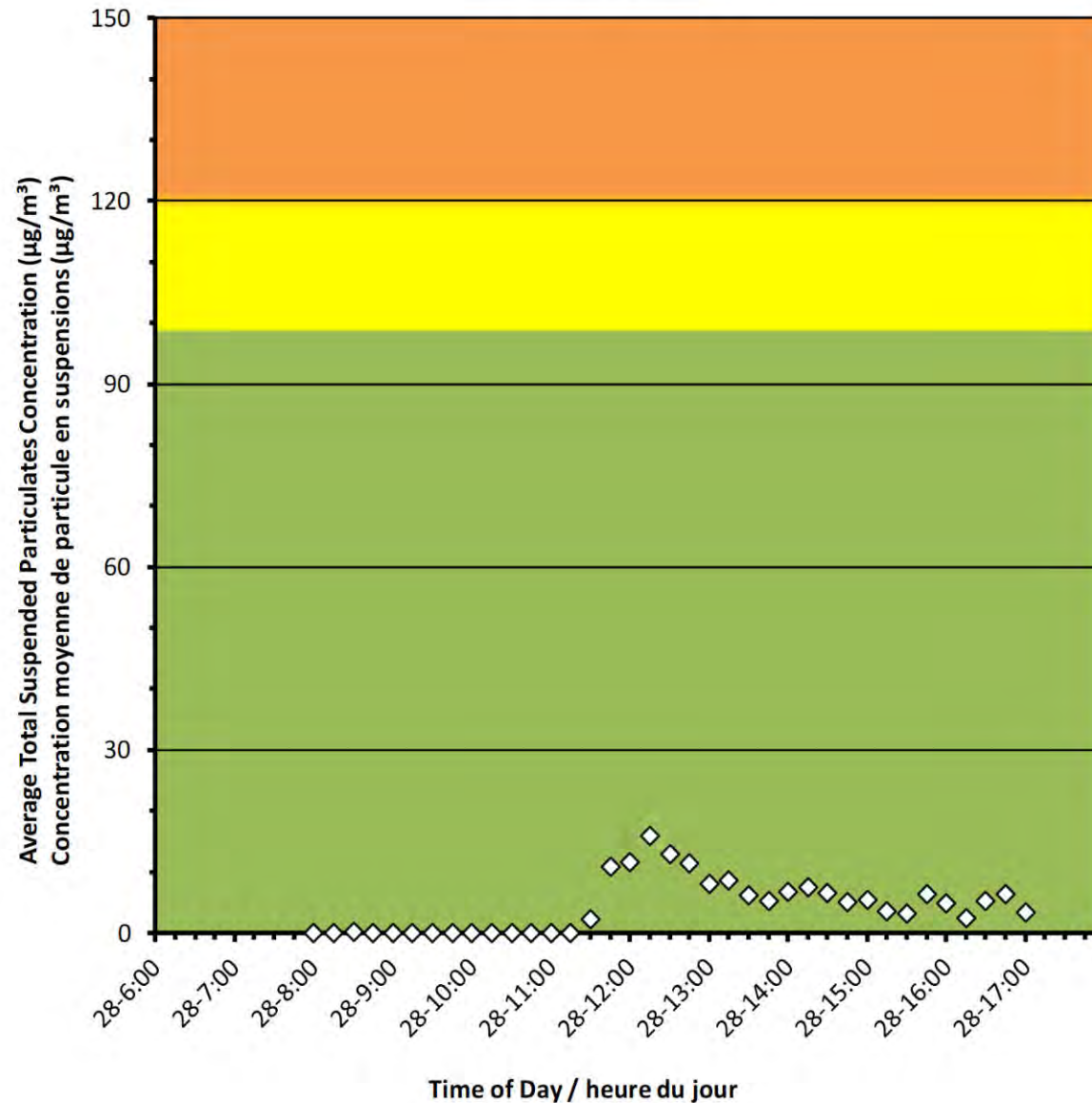
Daily Statistics/Statistiques journalières

16	Maximum Concentration ($\mu\text{g}/\text{m}^3$) Concentration maximale ($\mu\text{g}/\text{m}^3$)
4	Average Concentration ($\mu\text{g}/\text{m}^3$) Concentration moyenne ($\mu\text{g}/\text{m}^3$)

Notes

No additional data. Aucune donnée
additionnelle.

Monitor C/Station C



Port Granby Project
Daily Dust Monitoring Data

Projet de Port Granby
Surveillance journalière des
particules en suspensions

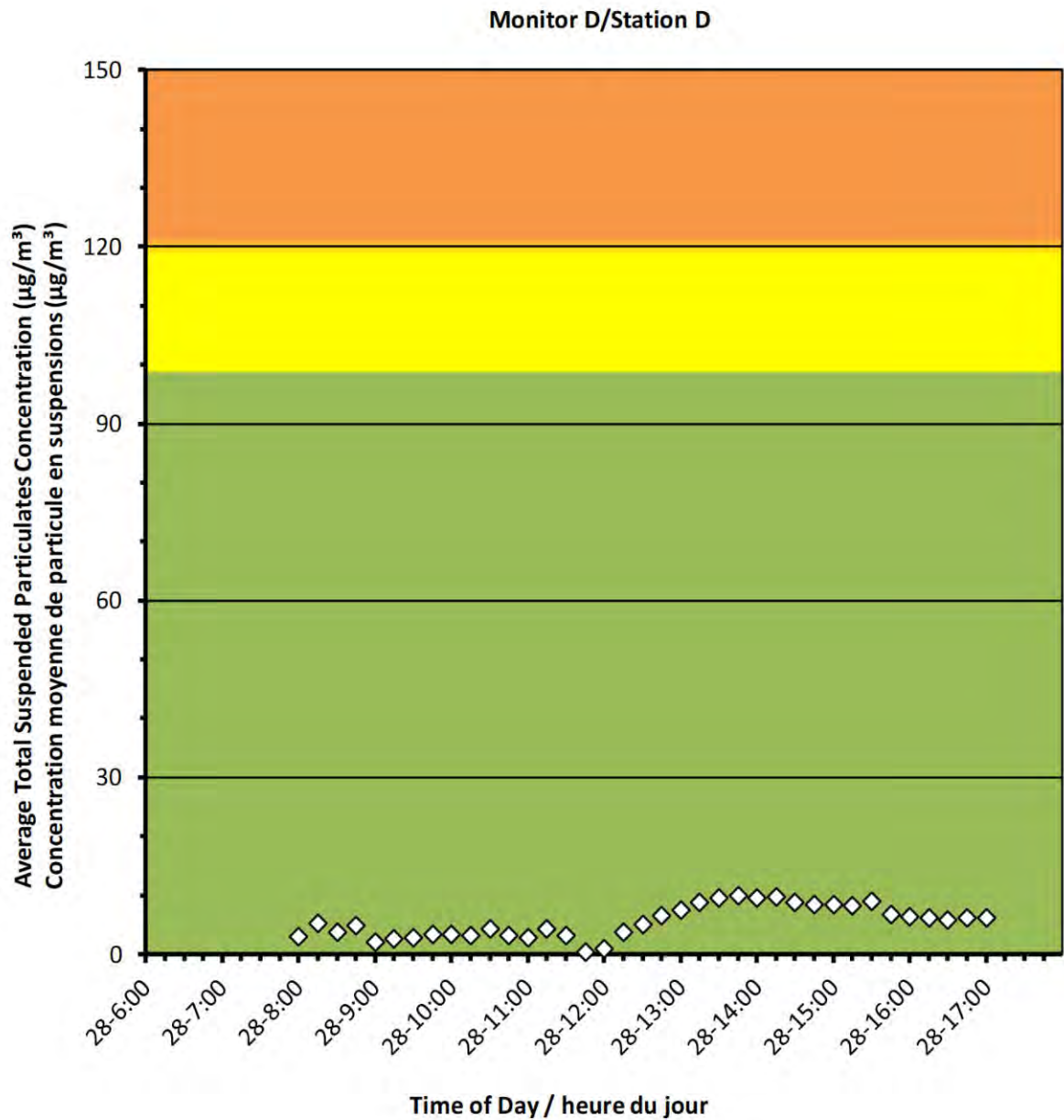
2020/02/28

Daily Statistics/Statistiques journalières

10	Maximum Concentration ($\mu\text{g}/\text{m}^3$) Concentration maximale ($\mu\text{g}/\text{m}^3$)
6	Average Concentration ($\mu\text{g}/\text{m}^3$) Concentration moyenne ($\mu\text{g}/\text{m}^3$)

Notes

No additional data. Aucune donnée additionnelle.





Port Granby Project Daily Dust Monitoring Data

Projet de Port Granby Surveillance journalière des particules en suspensions

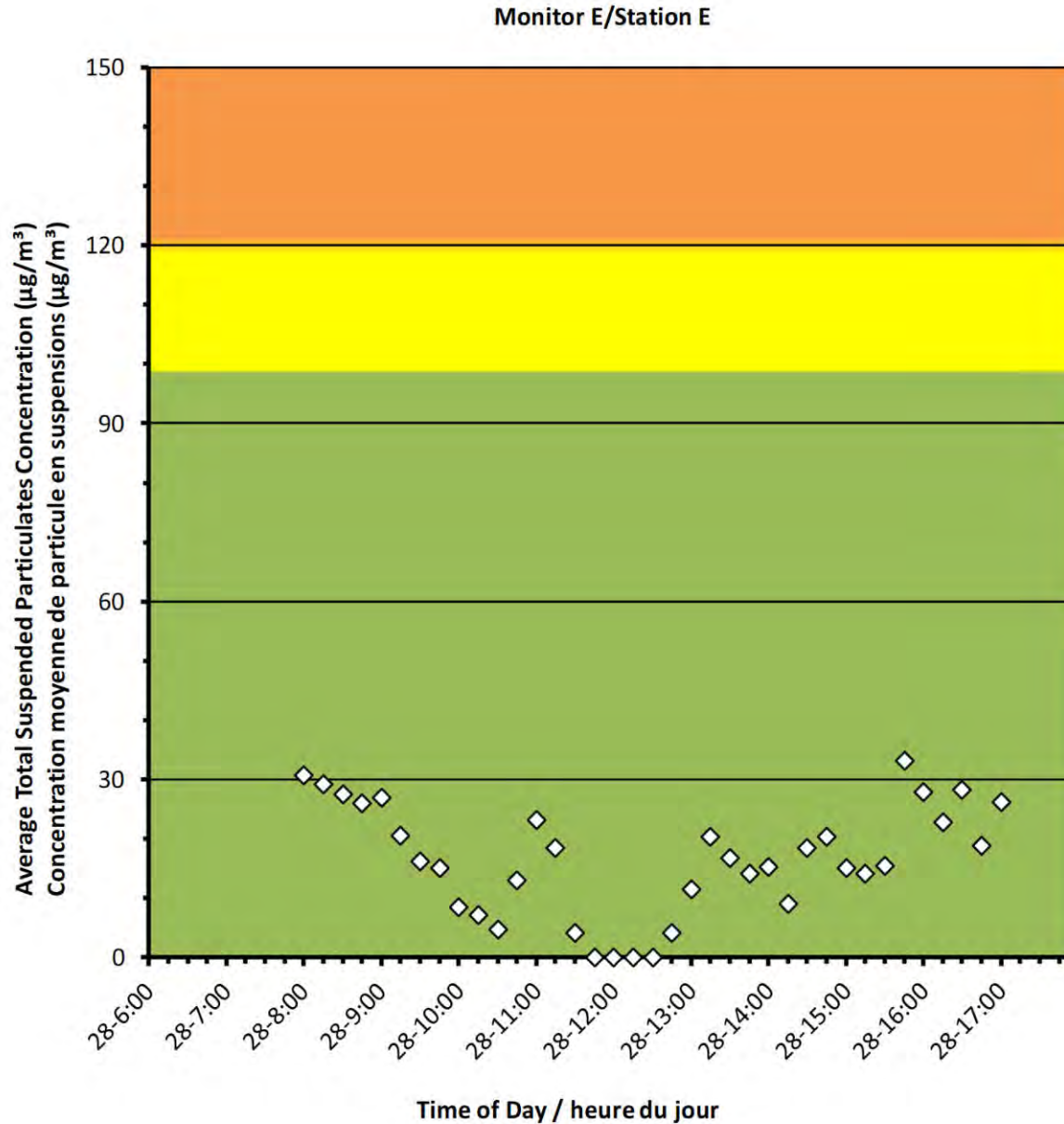
2020/02/28

Daily Statistics/Statistiques journalières

33	Maximum Concentration ($\mu\text{g}/\text{m}^3$) Concentration maximale ($\mu\text{g}/\text{m}^3$)
16	Average Concentration ($\mu\text{g}/\text{m}^3$) Concentration moyenne ($\mu\text{g}/\text{m}^3$)

Notes

No additional data. Aucune donnée additionnelle.



Port Granby Project
Daily Dust Monitoring Data

Projet de Port Granby
Surveillance journalière des
particules en suspensions

2020/02/28

Daily Statistics/Statistiques journalières

24	Maximum Concentration ($\mu\text{g}/\text{m}^3$) Concentration maximale ($\mu\text{g}/\text{m}^3$)
8	Average Concentration ($\mu\text{g}/\text{m}^3$) Concentration moyenne ($\mu\text{g}/\text{m}^3$)

Notes

No additional data. Aucune donnée additionnelle.

